

SIGHT WORD FLUENCY FLASHCARDS


SET 2:
Fry
words
101-200

Brenda
Tejeda

more

have	can	more	has	more	you	and
do	for	have	not	we	more	she


Can I have more pizza?
She has more than I do.
I do not have any more.
Where can we get more?



been

been	called	water	who	when	what	there
their	has	been	she	to	could	they


Where has your cat been?
She has been sick.
Has she been to the vet?
Yes, she has been to the vet.



for

they	he	is	for	they	you	a
you	for	and	for	you	he	they


This book is for my mom.
I have a book for you.
Is it for me?
It is for you!



had

had	he	was	a	you	that	he
your	with	are	had	their	you	of

It was my birthday.
I had a lot of gifts.
We had cake.
I had a lot of fun!

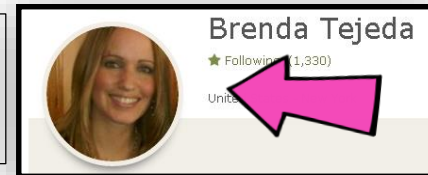


Terms of Use

Please note this download is for use by one classroom only, and may not be resold or posted/shared on any website. Please refer others to my store if they are interested in having a copy, or you can purchase additional licenses at a discount. *You may not edit and resell any portion of this bundle*

Thank you for respecting this work and terms of use.

For notifications of future product uploads, please 'follow' me by clicking the green star on my store page.



These cards are available for other word lists. Click the titles for each list:

Fry 101-200

Fry 201-300

Dolch Bundle

Subscribe to my
newsletter for tips,
ideas, and exclusive
freebies!

brenda tejeda's
newsletter



Table of Contents

4	Page numbers for each word
5-8	Getting Ready, Notes
9-10	Class Assessment at-a-glance sheets (<i>copy double-sided</i>)
11-15	Assessment pages
16-43	Fluency Flashcards
44-53	Name cards and Set covers
54-65	Certificates for Color system
66-76	Certificates for Numbered system
77-78	Credits

Page numbers	Sight Words	Page numbers	Sight Words
11	after, back, give, good,	25	another, ask, because, big
12	just, know, little, live,	26	different, does, end, even
13	man, me, most, name	27	here, home, land, large
14	new, only, our, over	28	men, move, must, need
15	place, sentence, sound, take	29	put, read, set, such*
16	things, think, very, work	30	turn, us, well, went
17	years	31	why
18	also, any, around, before	32	again, air, America, animal
19	boy, came, follow, form	33	answer, away, change, found
20	great, help, line, means	34	hand, house, kind, letter
21	much, old, right, same	35	learn, mother, off, page
22	say, show, small, tell	36	picture, play, point, should*
23	three, through, too, want	37	spell, still, study, try*
24	where	38	world

Australian spelling- mum

***Instead of printing pages 29, 36, 37, please print pages 40-42.**

Getting Ready

Copy assessment pages in different colors:

- Set 1-pink
- Set 2-green
- Set 3-blue
- Set 4-yellow

*Note- you don't have to follow the color system if you don't want to; there are numbers on the cards you can use as well.

Prepare sight word rings:

- You can copy the fluency cards to match the set color, or just white.
- Make 1 of each set for each student in your class. Ask parents to volunteer! I send home the cards with a hole-puncher and ring to volunteers. I also send them a little thank you poem and mints. **If you don't want to make a class set, you can assess first and make the number of sets you need at each level to start.*
- Make a few extras of each set, to keep at a center and at your guided reading table. I like to make the set cover in color, but the cards in white, so kids can circle, highlight, etc. (Laminate these) *Also, make extra sets to have cards on hand when kids lose theirs. ☺*

Prepare files

- Prepare a file folder for each child. You will keep assessment sheet copies here, and send a copy home periodically (I sent them home quarterly).

Getting Ready

Assess

- Assess kids individually by giving them one of the assessment pages, while circling any incorrect words on your own copy. *Don't mark the one they're reading because this can distract or upset them if they're making many mistakes.*
- Circle any incorrectly read words, and write down what they said next to the incorrect words.
- Assign Level- I start them at the first list they made any mistakes on because it makes it easier to keep track of. If a kid only needs 1 or 2 words, it's ok because you will retest them bi-weekly, so they won't have that set too long.
- Once you have assigned sets based on assessment results, give each student their word ring to keep in their folders. Show them how to practice reading and putting away. I have my students practice at a center, when they finish their work early, for partner reading time, at our guided reading time, and sometimes for morning work or any extra few minutes we have. They also take them home to practice.

Keep Track!

- Every 2 weeks or so, retest your students with a new assessment sheet, OR use the same sheet but a different color pen to differentiate. I often did this so I could see the progress right on the same sheet. Make sure you add the date in the new pen color.
- I usually had my teaching assistant retest them while I led my guided reading group. It usually takes about 1-2 minutes per child. If you don't have an assistant, you may find it difficult to retest bi-weekly. Test as frequently as your schedule allows.
- Use the class assessment at-a-glance sheet to record dates each set were given and mastered for each student. This helps you know who is working on the same level, for partner-work

Getting Ready

Awards

- Kids can earn a certificate for each set of 25 words mastered. There are certificates for the color system, as well as the numbered set system, and they come in color and B&W.
- There is also a certificate for having mastered all 100 words on the list.

More Ideas for Use

- **Fluency:** Time kids reading the review word bank or the story. Can they beat their last time? How many times can they read the words accurately in a minute?
- **Expression:** Practice reading expressively, using the punctuation as a guide. Also, read in different voices! My students love reading in a monster voice, robot, whisper, Mickey Mouse, etc
- **Recognition:** Highlight the words in the bank that are in the story
- **Vocabulary:** Write down all forms of the focus word
- **Grammar:** Rewrite, using quotation marks to show conversations
- **Word Work:** point out features in the words, such as digraphs. Or, come up with words that are similar- rhyme, have similar feature, etc
- **Comprehension:** Illustrate the stories on the backs of the cards
- **Writing Extension:** Have them extend the story with one more sentence that includes the focus word

NOTES

- Use the enclosed name cards to add to their rings, in case of a mix-up
- **Coming soon:** Sticker Cards kids can color to keep track of their own progress. I have these in my store for the first 2 Fry lists and this list will be up soon.







Features

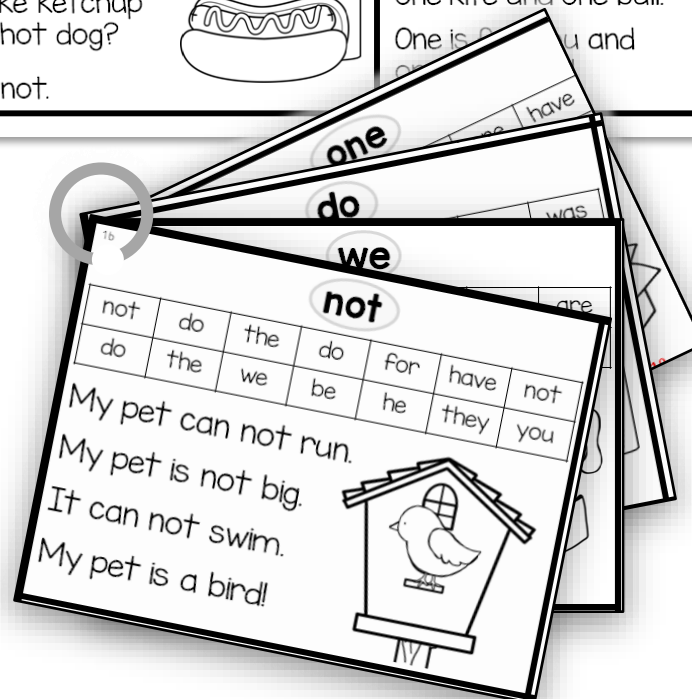
• 4 cards to a page. Laminate, cut apart, and hole-punch. Packs are labeled in groups of 25 in top left corner. 3a, 3b, etc. The 3 stands for the 3rd 100 Fry words, the letter stands for each group of 25 words.

• Each card has 14 sight words to practice reading fluently. These are cumulative, so they include current and previously learned words. *These reinforce the sight words included in the story on that card for increased success when reading.*

• Each card has a story for that sight word. The stories are also cumulative, so they cover previously covered sight words. Since it is a comprehensible story and not random sentences, these also aid with comprehension. The story includes a picture clue, to again increase success when reading.

• Since this new set is for the 3rd 100 words in the Fry Sight Word list, I took it up a notch. When possible, I included other word forms. For example, for the word 'keep,' I used sentences with keep, keeping, and kept. For the word 'add,' I also used added in a sentence.

not							we						
not	do	the	do	for	have	not	we	his	was	a	for	we	are
do	the	we	be	he	they	you	to	have	the	from	was	be	they
My pet can not run. My pet is not big. It can not swim. My pet is a bird!							We go to the zoo. We see a giraffe. We see a monkey. We see an elephant.						
													
do							one						
his	for	you	do	this	you	was	the	do	is	a	on	one	have
we	you	was	do	at	on	do	was	in	for	one	and	you	for
Do you like hot dogs? Yes, I do! Do you like ketchup on your hot dog? No, I do not.							I have one box. In the box, I have one kite and one ball. One is a kite and one is a ball.						
													



[illegible][illegible]

Class Assessment-at-a-Glance

Student Name	Pink (set 1)		Green (set 2)		Blue (set 3)		Yellow (set 4)	
	Date given	Date mastered	Date given	Date mastered	Date given	Date mastered	Date given	Date mastered

100 words by set (in ABC order)



♥ nctm

1-25

after
back
give
good
just
know
little
live
man
me
most
name
new
only
our
over
place
sentence
sound
take
things
think
very
work
years

26-50

also
any
around
before
boy
came
follow
form
great
help
line
means
much
old
right
same
say
show
small
tell
three
through
too
want
where

51-75

another
ask
because
big
different
does
end
even
here
home
land
large
men
move
must
need
put
read
set
such
turn
us
well
went
why

76-100

again
air
America
animal
answer
away
change
found
hand
house
kind
letter
learn
mother
off
page
picture
play
point
should
spell
still
study
try
world ||

Set I Words (101-125) assessment sheet

Date _____

_____ *needs more practice*
with the highlighted words.

after

me

sound

back

most

take

give

name

things

good

new

think

just

only

very

know

our

work

little

over


years

live

place

man

sentence




Date _____

Set 2 Words (126-150) assessment sheet

_____ *needs more practice*
with the highlighted words.

also	help	small
any	line	tell
around	means	three
before	much	through
boy	old	too
came	right	want
follow	same	where
form	say	
great	show	



Set 3 Words (151-175) assessment sheet


Date _____

_____ needs more practice
with the highlighted words.

another
ask
because
big
different
does
end
even
here
home
land

large
men
move
must
need
put
read
set
such
turn
us

well
went
why




Set 4 Words (176-200) assessment sheet

Date _____

_____ needs more practice
with the highlighted words.

again	letter	study
air	learn	try
America	mother	world
animal	off	
answer	page	
away	picture	
change	play	
found	point	
hand	should	
house	spell	
kind	still	



back


come	have	will	have	you	to	go
be	come	have	I	will	have	water

Come back!

I have to go back to work.

Will you come back later?

Yes, I will be back soon.



after

a	they	the	some	all	a	your
time	some	time	all	could	some	the

A dog runs after a cat. The cat runs after a mouse. The mouse runs after a bug. After some time, they all fall asleep!



good

was	then	day	for	a	the	so
I	it	was	so	then	had	into

It was a good day! I saw a good movie. Then, I had a good lunch.

The weather was so good, I even went for a walk.



give

up	I	you	do	can	it	you
more	my	one	you	number	will	and

I give up!

Don't give up, you can do it!

OK, give me one more chance and I will give you my best.



know

you	been	her	there	her	about	do
about	her	write	do	you	I	may

Do you know her?

I don't know her.

Do you know her name?

I don't know anything about her!



just

get	it	so	from	the	did	a
from	how	am	call	be	get	can

I just got back from the doctor.

Did you just get sick?

It's just a little cold.

I just got over a cold, so stay away!



live

you	do	to	in	no	on	one
but	by	are	as	no	one	or

Where do you live?

I live next door to you!

Do you live in the big white house?

No, I live in the small yellow one.



little

then	had	a	was	look	so	he
him	of	it	I	day	at	about

I only had a little money, so I got a little sandwich. Then, I saw a little boy. He looked hungry, so I gave him a little of it.



me


my	at	are	you	in	you	what
did	come	can	and	are	to	by

Let me in! Can you hear me?

Why won't you listen to me?


Are you mad at me?

Tell me what I did!

**man**

is	my	one	day	I	will	be
good	just	like	him	be	to	come

My dad is a big man. One day, I will be a man. I hope to be a good man, just like him!

**name**

your	my	no	on	is	not	what
is	me	could	your	can	all	an

Is your name Dave?

No, my name is not Dave.

What is your name?

My name is Dan.

**most**

people	have	are	like	which	you	the
like	which	people	have	do	this	each

Most people have pets.

Most pets are small.

I like dogs the most.

Which do you like most?




only

can	you	have	one	more	if	get
have	more	his	first	each	down	more

I only have three dollars.

You can only get one toy.

If only I had more money!

**new**


you	are	like	your	it	is	your
me	to	are	each	down	find	for

Are you new here?

Yes, this school is new to me.

I like your lunchbox.

Thanks! It is brand new!


**over**

come	do	you	which	we	when	to
the	can	we	each	find	into	first

Do you want to come over?

We can walk over to the theater.

When the show is over,
we can talk over dinner.

**our**

like	one	it	to	on	is	like
her	had	has	him	have	go	if

Here is our room.

Our dog likes to sleep on
our bed.

Our mom doesn't like it one bit!



sentence

write	I	can	a	be	make	can
be	long	for	write	could	made	not

I can write a sentence.

A sentence can be short.

A sentence can be long.

A sentence must make sense!



place

just	new	not	it	a	but	and
there	like	my	me	just	live	in

I just found a new place to live!


It's not a very big place, but it's my own place! There's no place like home!



take

my	will	you	on	a	first	we
then	but	to	will	not	get	there

Take my hand. I will take you on a trip! First, we will take a bus. Then, we will take a train. It will not take too long to get there.



sound


that	you	do	just	my	get	the
from	what	that	find	out	now	been

Do you hear that sound?

What sound?

The sound coming from the box.

Oh, that sound! That's just my pet lizard!




think

my	I	them	long	a	get	place
me	have	has	have	more	its	look

I think I lost my glasses.

Let me think....Where could I have placed them? Oh, I have them on!

I think I need a nap!

**things**

have	of	to	with	to	some	are
my	by	all	then	of	number	she

I have lots of things to play with.

Some things are small.

Some are big things.

Toys are my favorite things!

**work**


think	at	word	is	my	me	and
know	is	with	do	you	or	other

I work at a shop.

I work with cats and dogs.


My work is fun!

Do you know where I work?

**very**

what	when	do	for	it	is	they
this	get	long	time	see	then	with

What do bears do when it is very cold? They get very fat, and sleep for a very long time!







2a

years

am	I	like	come	have	go	do
will	many	more	now	look	made	make

I am 7 years old. When I am 10 years old, I will get a dog! How many years do I have to go?







any


did	no	on	not	like	of	them
get	one	other	out	not	like	what

Did you get any clothes?

No, I did not get any.

Why not?

I did not like any of them!


**also**

is	would	you	all	some	like	make
made	any	have	more	may	of	or

Here is a cookie. Would you also like some milk?

Yes, I'd love some milk!

My sis would also like some.


**before**

you	your	are	know	it	be	will
I	come	see	for	back	out	part

Brush your teeth before you leave!

Come home before dark.

I'll be back before you know it.

**around**

want	the	will	see	get	know	out
you	want	to	of	part	people	said

Do you want to walk around the city?

I don't know my way around the city.

I will show you around.

OK, let's meet around 6:00.



came

over	all	way	are	just	the	you
to	just	had	way	may	she	so

I came over to meet you.

You came all the way over here?

Yes, I just came to say hello.

I'm glad you came.

**boy**

who	will	that	is	can	the	get
now	of	out	some	who	place	he

Who is that boy?

That is the boy who won the race!

Oh, that boy is fast!

Yes, that boy can run!

**form**

use	may	way	to	what	can	you
what	make	also	all	than	that	there

I use play dough to form shapes.

What shapes can you form?

I can form a square!

I can also form a ball!

**follow**

that	is	are	as	will	these	not
all	to	these	will	just	back	their

Is that dance hard to follow?

Not at all, just follow these steps.

I will follow as best as I can.

You follow well!



help

me	will	with	what	do	you	see
can	my	this	their	part	time	two

I need help. Can you help me?

What do you need help with?

I need help with my
homework.

I can help you.



great

was	my	some	had	time	and	the
who	were	use	up	was	water	two

My birthday was great!

The food was great and I got
some great presents.

I had a great time!



means

it	know	what	that	go	part	do
that	and	you	what	we	way	were

It's sunny, and you know what
that means!

What does it mean?

It means we can go to the park!



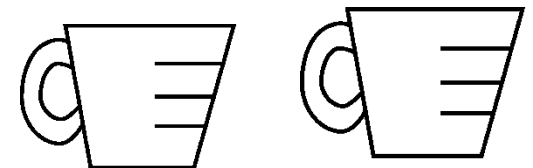
line

will	the	to	up	like	one	or
which	them	then	who	were	word	with

Fill the cups to the line.

Which line- the red or blue one?

Fill them to the blue line. Then, line the
cups up.



old


how	now	are	you	only	just	that
am	as	years	are	each	were	way

How old are you?

I am not that old.

I am only 6 years old.

I am just as old as you are!



much

word	have	but	you	do	that	means
help	will	so	me	would	write	who

Do you have much work to do?

Yes, but I don't have much time.

I will help, so you won't have that much.

That means so much to me!



same


these	they	are	look	just	get	not
the	look	at	word	write	said	your

Are these books the same?

No, they are not the same.

They look the same to me.

They just have the same cat.



right

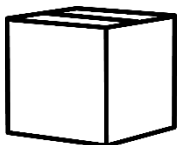
this	there	that	out	on	one	no
then	of	I	is	there	to	who

Is this the right box?

No, I need the one on the right.

There is no box to the right of this one.

Then, that is the right box.



show


this	what	it	is	they	live	about
how	a	about	now	who	write	were

This is the best show ever!

What show is it?

It is a show about bugs.

It shows how they live.



say


you	way	did	have	that	get	a
have	may	word	were	have	did	she

Did you say you have a dog?

I did not say that.

Did you say you have a pet?

Yes, I did say I have a cat.



tell

will	about	my	day	then	can	you
out	would	more	what	your	one	said

I will tell you about my day.

I will tell you all the things I saw.

I will tell you what I did.

Then, you can tell me about
your day!



small

so	my	is	all	call	he	was
but	part	use	how	me	were	with


My dog is so small!

He is as small as a cat.

He has a small head.

He also has small paws.

But, he does not have a small bark!



through



know	just	how	the	get	part	there
their	these	just	what	when	which	go

It is hard to get through this door!

I need to get through!


I know how you can get through.

Just go through the window!



three

made	live	make	then	little	their	way
a	each	live	out	which	when	who



Three pigs lived in a house.

Then, the three pigs made their own homes.

A wolf tried to eat the three pigs.

The three pigs made him run away.

want

to	new	too	two	to	many	have
do	you	way	write	your	use	was


I want to eat pizza.

I want to play tag.

I want a new toy.

I have too many wants!

What do you want?



too

it	that	is	not	as	all	call
right	right	after	back	give	good	most

I have a pet that is not too big.

It is not too small.

It does not eat too much.

It does not run too fast.

It is just the right pet for me!







2b

where

can	you	did	am	see	way	was
say	are	after	most	name	only	over

Can you guess where I am?

It is where you can eat.

It is where you can play.

It is where you can sleep.

Did you guess where? I am HOME!







ask

you	your	no	can	will	him	now
after	back	give	good	just	know	made

Did you ask your mom yet?

No, she is not home. I will ask later.

Can you ask your dad?

Yes, I will ask him now!

**another**

want	live	have	other	about	one	may
like	do	you	look	said	little	good

I want to read another book.

Do you have another book about bugs?

Yes, I have another one
you may like.

**big**


that	a	is	for	my	out	way
too	to	me	each	and	which	live

That is a big sandwich!

It is too big for my mouth.

It is too big for my hands.

It is way too big for me to eat!

**because**

not	am	with	you	had	know	who
back	good	live	man	most	name	only

I do not cry because I am sad.

I cry because I am happy!

Do you know why I'm happy?

I'm happy because I am with you!



does


but	he	like	to	me	my	up
other	not	man	most	name	new	our

My dog does not love to run.

He does not love cats.

He does not love other dogs.

But he does love me!

**different**


go	in	will	make	be	so	all
I	to	have	each	were	over	place

I am going to a different school.

I will have a different teacher.

I will make different friends.

It will all be so different!

**even**

find	should	be	part	when	other	you
want	more	then	be	when	its	sound

You should be kind even when others are not. Even when it's hard, even when you don't want to be!

It's even more important then!

**end**


of	this	is	the	like	and	but
like	did	of	that	first	for	

This is the end of the book.

I did not want it to end.

I liked the ending.

But, I don't like that it ended!



home

just	my	great	not	big	right	for
me	all	and	is	write	word	after

My home is great!

I love my home.

My home is not too big and not too small.

It is just the right home for me!



here

they	live	do	who	at	he	who
where	want	same	say	show	old	our


Does a cat live here?

Does a bear live here?

No, they do not live here.

Who live here?

A dog lives here!



large

too	is	an	but	right	a	me
just	right	too	part	through	is	the

A bear is too large.

A lion is too large.

An elephant is too large.

But a fish is not too large.

It is just right for me!



land


when	the	will	did	it	and	now
how	place	they	work	years	name	new

When will the plane land?

The plane will land now.

Did it land?

Yes, it is on land now.



move

each	my	the	to	the	me	to
see	part	only	our	most	name	good

I love to move my body.

I move my arms.

I move my feet.

I move to the beat!



men


these	are	help	to	the	are	up
will	there	take	some	very	these	know

These men are here to help.

The men are big.

The men are strong.

These men will help
us move.



need

a	what	do	you	say	way	see
had	place	sound	very	think	most	give

I need help.

What do you need?

I need money.

You need a job!



must

we	get	a	she	some	our	first
then	tell	show	and	same	man	back

We must brush our teeth.

First, we must get a toothbrush.

Then, we must get some toothpaste.

Last, we must brush and brush!



read

part	do	to	get	people	I	what
about	also	like	can	need	you	this

I like to read about bugs.
 I like to read about planes.
 I also like to read about people.
 What do you like to read about?



put

three	live	in	by	my	way	him
made	the	each	up	make	live	new

First, I put my hat on.
 Then, I put on my scarf.
 Next, I put on my boots.
 Last, I put my gloves on.



such

good	look	do	for	me	I	have
a	great	make	too	she	he	place


My mom does such nice things for me.
 She is such a good cook.
 She makes such yummy food.
 I have such a great mom!



set

get	the	will	for	are	we	all
too	from	very	work	over	our	most

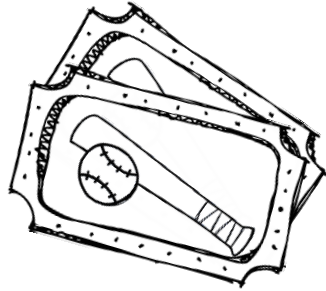
Let's get set for dinner.
 I will set the table.
 You set the food.
 We are all set!



us


give	came	up	with	come	all	name
same	go	is	time	for	back	old

Dad gave us tickets to a ball game.
 He told us to have fun.
 It is time for us to go.
 Come with us!

**turn**

on	the	did	not	have	of	just
get	had	show	you	my	on	one

Turn on the TV.
 It is my turn to pick a show.
 You had a turn last!
 I did not have a turn yet!
 Let's just turn it off.

**went**


where	many	what	to	do	you	with
her	part	an	when	know	by	things

Jan went off in a hurry.
 Do you know where she went?
 She went to the dentist.
 Her mom went with her.
 They went by car.

**well**

see	did	not	tell	want	so	can
an	each	too	also	any	boy	came

I don't feel well.
 I did not sleep well.
 I can't hear well.
 I hope I feel well soon!







2c

why

do	you	know	he	is	came	not
want	what	call	follow	come	much	say

Do you know why he is late?

I don't know why. Why do you ask?

I want to know why he is not here.







2d

air

the	is	so	get	some	this	now
man	most	little	live	new	our	that

The air is so hot!
 I need some fresh air.
 Let's get some air.
 Now, this is fresh air!



2d

again

want	go	to	the	as	go	want
but	and	on	for	old	right	means

I want to go on the ride again!
 Please don't ask me to go again.
 But I want to go again and again!




2d

animal

have	I	an	can	you	my	me
with	each	this	in	three	where	read

I have an animal in this box.
 It is an animal with big ears.
 This animal can hop.
 Can you guess
 my animal?



2d

America

live	in	I	great	have	see	a
I	went	set	such	move	men	help

I live in America.
 America is a great country!
 In America, people have freedom.
 I love America!



2d

away


my	at	will	the	way	from	get
say	now	no	one	form	he	who

My cat will chase the mouse away.

Oh, no! The cat ran away!

Now who will keep the mouse away?

I'm getting away from here!



2d

answer

what	is	the	know	in	you	will
find	me	tell	can	line	does	end

What is the answer to the math problem?

I don't know the answer.

123

Who can tell me the answer?

You will find the answer in the book!

2d


found

find	my	I	know	you	do	show
small	well	why	went	read	set	need

I found my pen!

Do you know where I found it?

I found it in YOUR desk!



2d

change

things	people	for	from	form	there	this
these	want	where	why	us	turn	put

Lots of things change.

Flowers change.

Animals change.

People change, too!

Change can be good!



2d

house

who	should	we	go	to	you	but
part	then	means	follow	where	want	because

Whose house should we go to?

My house is bigger!

But your house is far. My house is close.

Let's go to your house then!



2d


hand

can	you	give	me	a	need	what
mean	help	my	and	turn	read	put

Can you give me a hand?

What?! I need my hands!

I don't mean give me a hand, I mean help me!



2d

letter


write	my	end	home	even	here	ask
other	move	when	will	down	long	that

I am writing a letter to my friend.

When will you send the letter?

I'll send the letter when I'm done.

That is a long letter!



2d

kind

find	of	what	you	do	like	all
with	that	get	small	tell	us	why

What kind of ice cream do you like?

I like all kinds of ice cream!

Do you like the kind with fruit?

Yes, I love that kind!



2d

mother

my	is	the	look	things	there	other
all	read	like	even	different	big	ask

My mother is the best! My mother
can sing, cook, and fix things.

My mother can do it all!

There is no other mother like her!



2d

learn


in	day	about	place	new	to	show
large	say	things	need	went	why	who

In school, I learn every day.

I learn about animals.

I learn about places.

I love to learn new things!



2d

off

to	am	turn	the	right	will	for
such	she	went	learn	her	kind	hand

Pam is off to school.

She went off in such a hurry,
she forgot to turn the light off.

I will turn it off for her.



2d

page

what	that	is	can	you	help	me
look	sentence	it	is	turn	move	here

What page is that sentence on?

It is on page 32.

Can you help me find that page?

It is the last page in the book.



play

do	you	want	our	with	me	can
we	many	are	name	would	which	before

Do you want to play with me?

Which game would you like to play?

There are many games
we can play.

Let's play with our dolls!



picture


look	at	this	or	and	the	old
of	my	for	must	need	does	even

Look at this picture.

It is a picture of my mom and dad.

The picture is worn.

It is an old picture.



should

do	or	what	you	would	could	home
work	go	play	say	could	think	other

Should I go play or should I do my homework?

I'm not sure what I should do.

What do you think I should do?



point

can	you	to	the	will	read	words
to	three	large	does	ask	big	they

Can you point to the poem?

I will point and you will read.

Please read the words I
point to.



still

am	you	for	our	out	up	from
are	why	most	through	house	kind	learn

I am still waiting for you!

I am still in bed.

Why are you still in bed?



I am still tired from our run.

spell

learn	many	words	part	to	that	some
tell	well	where	should	off	away	found

I learned to spell many words.

I can spell the word HOUSE.

That is a hard word to spell.



Some words are easy to spell.

h-o-u-s-e

try

too	many	what	you	do	you	have
should	tell	new	right	them	just	like

I don't like to try new foods, but mom tells me I should try them.

She says, "You might like it if you just try it!"



study

just	right	for	with	our	words	also
we	try	kind	air	again	very	work

I like to study with my friends.

We study our words.

We also study math.

It's fun to study!







2d

world

our	call	many	more	other	like	of
people	no	is	learn	America	there	their

The world is a big place.
Our world is called Earth.
Earth is a world full of people.
No other world is like ours!







Australian spelling- mum

read

part	do	to	get	people	I	what
about	also	like	can	need	you	this

I like to read about bugs.
 I like to read about planes.
 I also like to read about people.
 What do you like to read about?



put

three	live	in	by	my	way	him
made	the	each	up	make	live	new

First, I put my hat on.
 Then, I put on my scarf.
 Next, I put on my boots.
 Last, I put my gloves on.



such

good	look	do	for	me	I	have
a	great	make	too	she	he	place


My mum does such nice things for me.
 She is such a good cook.
 She makes such yummy food.
 I have such a great mum!



set

get	the	will	for	are	we	all
too	from	very	work	over	our	most

Let's get set for dinner.
 I will set the table.
 You set the food.
 We are all set!



play

do	you	want	our	with	me	can
we	many	are	name	would	which	before

Do you want to play with me?

Which game would you like to play?

There are many games
we can play.

Let's play with our dolls!



picture


look	at	this	or	and	the	old
of	my	for	must	need	does	even

Look at this picture.

It is a picture of my mum and dad.

The picture is worn.

It is an old picture.



should

do	or	what	you	would	could	home
work	go	play	say	could	think	other

Should I go play or should I do my homework?

I'm not sure what I should do.

What do you think I should do?



point

can	you	to	the	will	read	words
to	three	large	does	ask	big	they

Can you point to the poem?

I will point and you will read.

Please read the words I
point to.



still

am	you	for	our	out	up	from
are	why	most	through	house	kind	learn

I am still waiting for you!

I am still in bed.

Why are you still in bed?



I am still tired from our run.

spell

learn	many	words	part	to	that	some
tell	well	where	should	off	away	found

I learned to spell many words.

I can spell the word HOUSE.

That is a hard word to spell.



Some words are easy to spell.

h-o-u-s-e

try

too	many	what	you	do	you	have
should	tell	new	right	them	just	like

I don't like to try new foods, but mum tells me I should try them.

She says, "You might like it if you just try it!"

**study**

just	right	for	with	our	words	also
we	try	kind	air	again	very	work

I like to study with my friends.

We study our words.

We also study math.

It's fun to study!



Optional word ring covers

_____ 's

Sight Words

_____ 's

Sight Words

_____ 's

Sight Words

_____ 's

Sight Words



Set 2a

Fry Words 101-125



Set 2a

Fry Words 101-125



Set 2a

Fry Words 101-125



Set 2a

Fry Words 101-125



Set 2b

Fry Words 126-150



Set 2b

Fry Words 126-150



Set 2b

Fry Words 126-150



Set 2b

Fry Words 126-150



Set 2c

Fry Words 151-175



Set 2c

Fry Words 151-175



Set 2c

Fry Words 151-175



Set 2c

Fry Words 151-175



Set 2d

Fry Words 175-200



Set 2d

Fry Words 175-200



Set 2d

Fry Words 175-200



Set 2d

Fry Words 175-200

○

PINK **words**

Fry Words 101-125

○

PINK **words**

Fry Words 101-125

○

PINK **words**

Fry Words 101-125

○

PINK **words**

Fry Words 101-125

○

GREEN

words

Fry Words 126-150

○

GREEN

words

Fry Words 126-150

○

GREEN

words

Fry Words 126-150

○

GREEN

words

Fry Words 126-150



BLUE

words

Fry Words 151-175



BLUE

words

Fry Words 151-175



BLUE

words

Fry Words 151-175



BLUE

words

Fry Words 151-175



YELLOW

words

Fry Words 176-200



YELLOW

words

Fry Words 176-200



YELLOW

words

Fry Words 176-200




YELLOW


words

Fry Words 176-200

Certificates for COLOR system



_____ has mastered
25 **PINK** sight words!



_____ has mastered
25 **PINK** sight words!

59



_____ has mastered
25 **PINK** sight words!



_____ has mastered
25 **PINK** sight words!

59



_____ has mastered
25 **GREEN** sight words!




_____ has mastered
25 **GREEN** sight words!

60




_____ has mastered
25 **GREEN** sight words!




_____ has mastered
25 **GREEN** sight words!


60




_____ has mastered
25 **BLUE** sight words!



_____ has mastered
25 **BLUE** sight words!



_____ has mastered
25 **BLUE** sight words!



_____ has mastered
25 **BLUE** sight words!



_____ has mastered
25 **YELLOW** sight words!



_____ has mastered
25 **YELLOW** sight words!





_____ has mastered
25 **YELLOW** sight words!




_____ has mastered
25 **YELLOW** sight words!



_____ has mastered
100 sight words!



_____ has mastered
25 GREEN sight words!



_____ has mastered
25 YELLOW sight words!




_____ has mastered
25 BLUE sight words!







_____ has mastered
100 sight words!




_____ has mastered
100 sight words!




_____ has mastered
100 sight words!




_____ has mastered
100 sight words!






**has mastered
25 PINK sight words!**



**has mastered
25 PINK sight words!**

65




**has mastered
25 PINK sight words!**




**has mastered
25 PINK sight words!**

65




_____ has mastered
25 GREEN sight words!




_____ has mastered
25 GREEN sight words!

66




_____ has mastered
25 GREEN sight words!




_____ has mastered
25 GREEN sight words!


66




**has mastered
25 BLUE sight words!**




**has mastered
25 BLUE sight words!**




**has mastered
25 BLUE sight words!**




**has mastered
25 BLUE sight words!**




_____ has mastered
25 YELLOW sight words!



_____ has mastered
25 YELLOW sight words!




_____ has mastered
25 YELLOW sight words!




_____ has mastered
25 YELLOW sight words!



_____ has mastered
100 sight words!




_____ has mastered
100 sight words!




_____ has mastered
100 sight words!




_____ has mastered
100 sight words!



Certificates for Number system




**has mastered
SET I sight words!**




**has mastered
SET I sight words!**



**has mastered
SET I sight words!**



**has mastered
SET I sight words!**



**has mastered
SET 2 sight words!**




**has mastered
SET 2 sight words!**

12




**has mastered
SET 2 sight words!**




**has mastered
SET 2 sight words!**


12




**has mastered
SET 3 sight words!**



**has mastered
SET 3 sight words!**



**has mastered
SET 3 sight words!**



**has mastered
SET 3 sight words!**



**has mastered
SET 4 sight words!**



**has mastered
SET 4 sight words!**




**has mastered
SET 4 sight words!**




**has mastered
SET 4 sight words!**




_____ has mastered
100 sight words!




_____ has mastered
100 sight words!




_____ has mastered
100 sight words!




_____ has mastered
100 sight words!






**has mastered
SET I sight words!**




**has mastered
SET I sight words!**

16




**has mastered
SET I sight words!**



**has mastered
SET I sight words!**

16



**has mastered
SET 2 sight words!**




**has mastered
SET 2 sight words!**




**has mastered
SET 2 sight words!**




**has mastered
SET 2 sight words!**




**has mastered
SET 3 sight words!**




**has mastered
SET 3 sight words!**




**has mastered
SET 3 sight words!**




**has mastered
SET 3 sight words!**




**has mastered
SET 4 sight words!**



**has mastered
SET 4 sight words!**




**has mastered
SET 4 sight words!**




**has mastered
SET 4 sight words!**



_____ has mastered
100 sight words!




_____ has mastered
100 sight words!



_____ has mastered
100 sight words!



_____ has mastered
100 sight words!



Fonts and Graphics by



LittleRed's
CLIP ART

www.littleredtreehouse.com

