


READING INTERVENTION

PRINT & GO ACTIVITIES
For Little Learners



**LETTER SOUNDS,
BLENDS,
DIGRAPHS,
SIGHT WORDS,
& SHORT
SENTENCES**

LET'S GET STARTED

This reading intervention pack was created for little learners who are starting to read or who need a little more practice. You can use these pages with your whole class, with small reading groups, for morning work or for homework.

If you have parent volunteers, this booklet is perfect for them. NO prep is needed - just print and go!



Name: _____

I CAN READ

My Practice Book



I CAN SAY THESE SOUNDS



Name: _____

Point to each letter and say its sound. Color a face every time you read each line.

letter sounds

k e x t b o

r p g u n y

h l m d w i

j a q c s v

z f i b h m



I Can Say These Sounds



Name: _____

Point to each letter and
say its sound. Color a
face every time you
read each line.

letter sounds

g o p n e q



i t n d b a



w y s j x u



k m l r z c



u f h a v m



I Can Say These Sounds



Name: _____

Point to each letter and
say its sound. Color a
face every time you
read each line.

letter sounds

l w t h b r

a s j g m z

d k n o x f

y p c e v w

i q o u p a



I Can Say These Sounds



Name: _____

Point to each digraph
and say its sound. Color
a face every time you
read each line.

digraphs

ch sh th wh

th wh ck sh

sh ph wh th

ck sh ch ph

wh ck th ch



I CAN SAY THESE SOUNDS



Name: _____

Point to each digraph
and say its sound. Color
a face every time you
read each line.

digraphs

th ph wh ch

ch ck sh wh

wh ch th ck

ph sh th wh

ck ch ph sh



I Can Say These Sounds



Name: _____

Point to each blend and
say its sound. Color a
face every time you
read each line.

L blends

bl
●—●

fl
●—●

sl
●—●

gl
●—●

cl
●—●

gl
●—●

pl
●—●

fl
●—●

pl
●—●

bl
●—●

cl
●—●

sl
●—●

fl
●—●

cl
●—●

pl
●—●

bl
●—●

gl
●—●

sl
●—●

bl
●—●

sl
●—●



I Can Say These Sounds



Name: _____

Point to each blend and
say its sound. Color a
face every time you
read each line.

R blends

fr



dr



tr



gr



cr



pr



br



tr



dr



tr



gr



fr



br



gr



cr



pr



fr



tr



dr



cr



I Can Say These Sounds



Name: _____

Point to each blend and
say its sound. Color a
face every time you
read each line.

S blends

sk



st



sm



sn



sc



sw



sl



sp



st



sm



sc



sk



sn



sl



sw



st



sm



sp



sc



sk



I Can Say These Sounds



Name: _____

Point to each blend and
say its sound. Color a
face every time you
read each line.

mixed blends

br



sk



tw



sl



st



cr



fr



sn



pr



gl



cl



sk



cr



tw



st



fr



cr



sn



br



tw



I Can Say These Sounds



Name: _____

Point to each blend and
say its sound. Color a
face every time you
read each line.

mixed blends

sc pl dr sm

tr bl sp sw

gr fl sl dr

sm tr pl sp

bl sc sw fl



I Can Say These Sounds



Name: _____

Point to each vowel
team and say its sound.
Color a face every time
you read each line.

vowel teams

ee



ea



ie



ay



ai



igh



ey



ea



ie



ee



ay



ai



igh



ai



ea



ee



ay



ey



ie



ea



I Can Say These Sounds



Name: _____

Point to each vowel
team and say its sound.
Color a face every time
you read each line.

vowel teams

oe



ue



ow



ui



ew



oe



oa



ue



ow



ui



oe



oa



ew



ue



ui



ow



oa



oe



ue



ew



I Can Say These Sounds



Name: _____

Point to each vowel
team and say its sound.
Color a face every time
you read each line.

vowel teams

ea ay igh ui

oa ee ie ai

ow ew ui oa

ey oe ue ai

igh ee ie ay



I Can Say These Sounds



Name: _____

Point to each pair and
say its sound. Color a
face every time you
read each line.

diphthongs

ow
●

au
●

oy
●

ou
●

aw
●

oi
●

au
●

ow
●

oy
●

au
●

ou
●

oi
●

ou
●

oi
●

oy
●

au
●

ow
●

aw
●

oi
●

au
●



I Can Say These Sounds



Name: _____

Point to each pair and
say its sound. Color a
face every time you
read each line.

R-controlled

ir



ar



ur



er



or



er



ir



ur



ar



ur



or



er



ir



or



ar



ur



er



ar



or



ir



I Can Say These Sounds



Name: _____

Point to each pair and
say its sound. Color a
face every time you
read each line.

mixed sounds

qu
●

oo
●

ar
●

ou
●

ing
●

ir
●

er
●

au
●

ow
●

or
●

qu
●

oi
●

ur
●

oy
●

aw
●

nk
●

er
●

oo
●


oi
●

ing
●



Name: _____

short a



I Can SOUND OUT WORDS

Color a face every time you read the word.

cat
• • •

cat
→



hat
• • •

hat
→



fan
• • •

fan
→




map
• • •

map
→



Name: _____

short a



I Can SOUND OUT WORDS

Color a face every time you read the word.

dad
• • •

dad
→



cap
• • •

cap
→



van
• • •

van
→




rat
• • •

rat
→



I Can SOUND OUT WORDS

Name: _____



short a

Color a face every time you read the word.

bag

bag



fat

fat



mad

mad




tap

tap



I Can SOUND OUT WORDS

Name: _____



short e

Color a face every time you read the word.

bed
• • •

bed
→



gem
• • •

gem
→



men
• • •

men
→




vet
• • •

vet
→



I Can SOUND OUT WORDS

Name: _____



short e

Color a face every time you read the word.

hen
• • •

hen
→



beg
• • •

beg
→



pen
• • •

pen
→




wet
• • •

wet
→



I Can SOUND OUT WORDS

Name: _____



short e

Color a face every time you read the word.

red
• • •

red
→



net
• • •

net
→



leg
• • •

leg
→




ten
• • •

ten
→



I Can SOUND OUT WORDS

Name: _____



short i

Color a face every time you read the word.

big

big



fix

fix



kit

kit




zip

zip



I Can SOUND OUT WORDS

Name: _____



short i

Color a face every time you read the word.

pin
• • •

pin
→



sit
• • •

sit
→



dig
• • •

dig
→




lid
• • •

lid
→



I Can SOUND OUT WORDS

Name: _____



short i

Color a face every time you read the word.

mix



mix



wig



wig



bin



bin



fin




fin



I Can SOUND OUT WORDS

Name: _____



short o

Color a face every time you read the word.

fox
• • •

fox
→



pot
• • •

pot
→



top
• • •

top
→




jog
• • •

jog
→



I Can SOUND OUT WORDS

Name: _____



short o

Color a face every time you read the word.

m o p



m o p



b o x



b o x



s o b



s o b



l o g




l o g



I Can SOUND OUT WORDS

Name: _____



short o

Color a face every time you read the word.

c o b
• • •

c o b
→



p o d
• • •

p o d
→



f o g
• • •

f o g
→




p o p
• • •

p o p
→



I Can SOUND OUT WORDS

Name: _____



short u

Color a face every time you read the word.

bun
• • •

bun
→



tub
• • •

tub
→



mud
• • •

mud
→




nut
• • •

nut
→



I Can SOUND OUT WORDS

Name: _____



short u

Color a face every time you read the word.

hut
• • •

hut
→



gum
• • •

gum
→



rug
• • •

rug
→




sun
• • •

sun
→



I Can SOUND OUT WORDS

Name: _____



short u

Color a face every time you read the word.

bud
• • •

bud
→



mug
• • •

mug
→



run
• • •

run
→




sub
• • •

sub
→



I CAN SOUND OUT WORDS

Name: _____



Silent e

Color a face every time you read the word.

cake



cake



face



face



game



game



tape



tape



frame




frame



I CAN SOUND OUT WORDS

Name: _____



Silent e

Color a face every time you read the word.

fire



fire



kite



kite



lime



lime



mice



mice



slide




slide



I Can SOUND OUT WORDS

Name: _____



Silent e

Color a face every time you read the word.

cone



cone



rose



rose



vote



vote



zone



zone



globe




globe



I CAN SOUND OUT WORDS

Name: _____



Silent e

Color a face every time you read the word.

cute



cute



tube



tube



mute



mute



tune



tune



flute




flute



I CAN SOUND OUT WORDS

Name: _____



digraphs

Color a face every time you read the word.

chat
● ● ●

chat
—————→

ship
● ● ●

ship
—————→

wheat
● ● ●

wheat
—————→

chick
● ● ●

chick
—————→


thorn
● ● ●

thorn
—————→



I CAN SOUND OUT WORDS

Name: _____



digraphs

Color a face every time you read the word.

thief



thief



shark



shark



phone



phone



church



church



whisk




whisk



I CAN SOUND OUT WORDS

Name: _____



digraphs

Color a face every time you read the word.

wheel
• • •

wheel
→

shirt
• • •

shirt
→

peach
• • •

peach
→

teeth
• • •

teeth
→


brick
• • •

brick
→



I Can SOUND OUT WORDS

Name: _____



L blends

Color a face every time you read the word.

black



black



glass



glass



sled



sled



floss



floss



plant




plant



I CAN SOUND OUT WORDS

Name: _____



L blends

Color a face every time you read the word.

blend



blend



clock



clock



fly



fly



slip



slip



play




play



I CAN SOUND OUT WORDS

Name: _____



R blends

Color a face every time you read the word.

drum



drum



crown



crown



fruit



fruit



print



print



truck




truck



I CAN SOUND OUT WORDS

Name: _____



R blends

Color a face every time you read the word.

frog

frog

grub

grub

crab

crab

tree

tree


bring

bring



I Can SOUND OUT WORDS

Name: _____



S blends

Color a face every time you read the word.

sweep

sweep

stop

stop

stool

stool

smock

smock


snip

snip



I Can SOUND OUT WORDS

Name: _____



S blends

Color a face every time you read the word.

scarf

scarf

snack

snack

scoop

scoop

snow

snow


spot

spot



I CAN SOUND OUT WORDS

Name: _____



vowel teams

Color a face every time you read the word.

chain
● ● ●

chain
→

crayon
● ● ● ●

crayon
→

mail
● ● ●

mail
→

tray
● ● ●

tray
→


snail
● ● ● ●

snail
→



I Can SOUND OUT WORDS

Name: _____



vowel teams

Color a face every time you read the word.

leaf



leaf



sheep



sheep



money



money



queen



queen



seal




seal



I CAN SOUND OUT WORDS

Name: _____



vowel teams

Color a face every time you read the word.

pie

pie

light

light

tie

tie

high

high


lie

lie



I Can SOUND OUT WORDS

Name: _____



vowel teams

Color a face every time you read the word.

boat
• • •

boat
→

toe
• •

toe
→

snow
•—• •

snow
→

toad
• • •

toad
→


soap
• • •

soap
→



I CAN SOUND OUT WORDS

Name: _____



vowel teams

Color a face every time you read the word.

glue
● — ● ●

glue
—————→

suit
● ● ●

suit
—————→

blue
● — ● ●

blue
—————→

fruit
● — ● ●

fruit
—————→

new
● ●

new
—————→



I CAN



Name: _____

sight words

Point to each word and
read it. Color a face
every time you read
each line.

and a big blue

away and blue

and big away

big a blue and

blue and away



I CAN



Name: _____

sight words

Point to each word and
read it. Color a face
every time you read
each line.

can for come



find down can



down come for



find can down



come for find



I CAN



Name: _____

sight words

point to each word and
read it. Color a face
every time you read
each line.

go help funny



I here go help



funny help I go



help here go I



here funny go



I CAN



Name: _____

sight words

Point to each word and
read it. Color a face
every time you read
each line.

in jump it is

little it in jump

is in little it

jump in it little

is it jump in



I CAN



Name: _____

sight words

Point to each word and
read it. Color a face
every time you read
each line.

READ THESE WORDS

look me not my




not me make



make me look



me look my not



not make my



I CAN



Name: _____

sight words

point to each word and
read it. Color a face
every time you read
each line.

play run red

one red said

run said play

said red run

red play one



I CAN



Name: _____

sight words

Point to each word and read it. Color a face every time you read each line.

see three to

two the see

the three two

to the see two

three to see



I CAN



Name: _____

sight words

Point to each word and
read it. Color a face
every time you read
each line.

yellow we up

we where you

up yellow you

where we up

you up yellow



I CAN



Name: _____

sight words

point to each word and
read it. Color a face
every time you read
each line.

and for little



me where can



jump yellow it



away for the



see not make



I CAN



Name: _____

sight words

point to each word and
read it. Color a face
every time you read
each line.

play one red

three a we up

look you here

is down come

find it run is



I CAN



Name: _____

sight words

point to each word and
read it. Color a face
every time you read
each line.

my and not big



go one up two



blue it a said



to help come is



in I yellow the



I Can Read SIMPLE SENTENCES



Chat with me.

Eat on a tray.

Scoop it all up.

I can print it.

The leaf is green.

Color a face every time you
read the 5 sentences.



I Can Read SIMPLE SENTENCES



One little fly.

A big blue truck.

The yellow sun.

You eat a peach.

The fox can go.

Color a face every time you
read the 5 sentences.



I Can Read SIMPLE SENTENCES



He can make it.

Two little spots.

She can see a bug.

Three blue bins.

Not my black pen.

Color a face every time you
read the 5 sentences.



I Can Read SIMPLE SENTENCES



Up in the tree.

Sit in the stool.

He can eat a snack.

Mom has a plant.

Swim in the tub.

Color a face every time you
read the 5 sentences.



I Can Read SIMPLE SENTENCES



She can eat pie.

That red crayon.

Play in the snow.

A yellow chick.

The funny seal.

Color a face every time you
read the 5 sentences.



I Can Read SIMPLE SENTENCES



Play in the mud.

Look at my pig.

One, two, three!

That frog can hop.

Make a crown.

Color a face every time you
read the 5 sentences.



I Can Read SIMPLE SENTENCES



Floss your teeth.

Light it up now.

Run to the park.

The boat can float.

You cut and glue.

Color a face every time you
read the 5 sentences.



I Can Read SIMPLE SENTENCES



I see a blue bird.

You like to play.

Look! I see him.

Where is he?

This dog can run.

Color a face every time you
read the 5 sentences.



I Can Read SIMPLE SENTENCES



He said go here.

Pat is a tall boy.

My cat can jump.

Come down now.

We can find it.

Color a face every time you
read the 5 sentences.



I Can Read SIMPLE SENTENCES



I see a big boat.

We like to eat.

The fruit is red.

Play on the drum.

Look at that shark!

Color a face every time you
read the 5 sentences.



I Can Read SIMPLE SENTENCES



Play with my truck.

Jump up high.

Where can we go?

I see a red crab.

My little toad.

Color a face every time you
read the 5 sentences.



I Can Read SIMPLE SENTENCES



Look in the glass.

Come find me.

Little black sheep.

Turn on the light.

Bring it down.

Color a face every time you
read the 5 sentences.



I Can Read SIMPLE SENTENCES



A yellow wheel.


That is a big ship.

A thief can rob.

I like to jog fast.

Fit it in the jar.

Color a face every time you
read the 5 sentences.



FLASHCARDS

The following pages are flashcards. Print them on colored cardstock, punch a hole in the top corner, and place them on a ring. You can use these cards for early finishers, for homework practice, or for a fun center game!



Letter sounds

a

Letter sounds

b

Letter sounds

c

Letter sounds

d

Letter sounds

e

Letter sounds

f

Letter sounds

g

Letter sounds

h

Letter sounds

i

Letter sounds

j

Letter sounds

k

Letter sounds

l

Letter sounds

m

Letter sounds

n

Letter sounds

o

Letter sounds

p

Letter sounds

q

Letter sounds

r

Letter sounds

s

Letter sounds

t

Letter sounds

u

Letter sounds

v

Letter sounds

w

Letter sounds

x

Letter sounds

y

Letter sounds

z

Digraphs

ch

Digraphs

sh

Digraphs

th

Digraphs

ph

Digraphs

wh

Digraphs

kn

Digraphs

wr

Digraphs

ck

Digraphs

dge

Digraphs


ng

Digraphs

tch

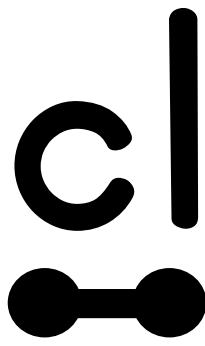
L-BLENDS

bl



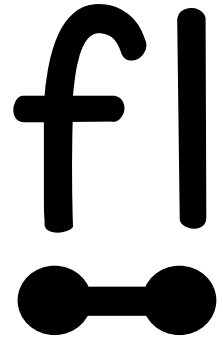
L-BLENDS

cl



L-BLENDS

fl




L-BLENDS

gl




L-BLENDS

pl




L-BLENDS

sl




R-BLENDS

br

A tracing guide for the letter pair 'br'. It features two solid black dots connected by a horizontal line. An arrow points from the first dot to the second, indicating the stroke direction for the letter 'b'.

R-BLENDS

cr

A tracing guide for the letter pair 'cr'. It features two solid black dots connected by a horizontal line. An arrow points from the first dot to the second, indicating the stroke direction for the letter 'c'.


R-BLENDS

dr

A tracing guide for the letter pair 'dr'. It features two solid black dots connected by a horizontal line. An arrow points from the first dot to the second, indicating the stroke direction for the letter 'd'.


R-BLENDS

fr

A tracing guide for the letter pair 'fr'. It features two solid black dots connected by a horizontal line. An arrow points from the first dot to the second, indicating the stroke direction for the letter 'f'.


R-BLENDS

gr

A tracing guide for the letter pair 'gr'. It features two solid black dots connected by a horizontal line. An arrow points from the first dot to the second, indicating the stroke direction for the letter 'g'.


R-BLENDS

pr

A tracing guide for the letter pair 'pr'. It features two solid black dots connected by a horizontal line. An arrow points from the first dot to the second, indicating the stroke direction for the letter 'p'.


R-BLENDS

tr

A tracing guide for the letter pair 'tr'. It features two solid black dots connected by a horizontal line. An arrow points from the first dot to the second, indicating the stroke direction for the letter 't'.

S-BLENDS

sc



S-BLENDS

sk




S-BLENDS

sl




S-BLENDS

sm




S-BLENDS

sn




S-BLENDS

sp




S-BLENDS

st



S-BLENDS

sw



r-controlled vowels

ar

r-controlled vowels

er

r-controlled vowels

ir

r-controlled vowels

or

r-controlled vowels

ur

Vowel teams

ai

Vowels teams

ay

Vowel teams

ea

Vowel teams

ee

Vowels teams

ey

Vowel teams

ie

Vowel teams

y

Vowels teams

ie

Vowel teams

igh

Vowel teams

oa

Vowels teams

ow

Vowel teams

ew

Vowels teams

ue

Vowel teams

ui

Diphthongs

oi

Diphthongs

oy

Diphthongs

oo

Diphthongs

ew

Diphthongs

ou

Diphthongs

ow

ng

nk

ft

xt

mp

Short a

cat



Short a

dad



Short a

hat



Short a

tap



Short a

fan



Short a

van



Short a

map



Short a

rat



bed

Short e



pen

Short e



men

Short e



wet

Short e



vet

Short e



red

Short e



hen

Short e



leg

Short e



Short i

big



Short i

pin



Short i

fix



Short i

sit



Short i

kit



Short i

bin



Short i

zip



Short i

lid



fox

Short o



box

Short o



pop

Short o



sob

Short o




jog

Short o



log

Short o



top

Short o



mop

Short o



Short u

bun



Short u

gum



Short u

tub



Short u

rug



Short u

mud



Short u

sun



Short u

nut



Short u

run



silent e

cake



silent e

fire



silent e

face



silent e

kite



silent e

game



silent e

lime



silent e

tape



silent e

mice



silent e

globe



silent e

cute



silent e

vote



silent e

flute



silent e

rose



silent e

tube



silent e

cone



silent e

tune



ship



shark



wheat



whisk



chick



church



thorn



think



phone



chat



wheel



wheat



shirt



peach



teeth



brick




black



glass



sled




floss




plant



blend



clock



play



drum




crown



fruit




print




truck



frog



crab



tree



sweep



stop




stool



smock



spot



scarf



snack



snow



THANK YOU!

Thank you so much for visiting my store and purchasing my reading intervention pack.

It is very important for me to offer quality products.

If you find any mistakes or have any questions/suggestions, I would love to hear from you. You can leave me a message in the questions section of my TPT store and I will be sure to get back to you soon!



THANK YOU!

Thank you for
purchasing my
Reading Intervention
Pack.

I hope you and your
students enjoy them!

In this product, I used
graphics and fonts
from the
following artists:



KG Fonts



THANK YOU!

Be sure to follow
my store in order
to get informed
when I make
something NEW!

