


# Supplementary Resource Pages: Use with teacher task cards.

Page #s	Supplementary Pages
3-16	Rhyming Recognize, Sort and Categorize, Create, Make Judgments
17-34	Alliteration
35-59	Syllables
60-72	Words to Sentences
73-87	Onset and Rime
88-98	Initial Sounds Isolating, Segmenting, Blending, Deletion, Substitution
99-109	Final Sounds Isolating, Segmenting, Blending, Deletion, Substitution
110-116	Medial Sounds Isolating, Segmenting, Blending, Deletion, Substitution
117-131	Phoneme Manipulation Isolating Segmenting, Blending, Deletion, Substitution
132-152	Advanced Sound Manipulation

Skill	Intro/Prompt Cards	Task Cards/Mats	Multisensory Practice	Game
<b>1. Listening</b> Listen, recognize and recall sounds in isolation and sequence.				
<b>2. Rhyming</b> Recognize, Sort and Categorize, Create, Judge				
<b>3. Alliteration</b> Recognize, Count, Sort and Categorize				
<b>4. Syllables</b> Recognize, Count, Sort and Categorize				
<b>5. Words to Sentences</b> Recognize, Count, Create				
<b>6. Initial Sounds</b> Segmenting, Blending, Deletion, Substitution				
<b>7. Final Sounds</b> Segmenting, Blending, Deletion, Substitution				
<b>8. Medial Sounds</b> Segmenting, Blending, Deletion, Substitution				
<b>9. Phoneme Manipulation</b> Segmenting, Blending, Deletion, Substitution				
<b>10. Advanced Sound Manipulation</b>				

# **RHYMING**



Baa, baa black sheep



Have you any wool?




Yes sir, yes sir, three  
bags full.






One for my master,



One for the dame,



And one for the little boy  
who lives down the lane.



Twinkle, twinkle, little star,



How I wonder what you are.




Up above the world so high,



Like a diamond in the sky.




Twinkle, twinkle, little star,



How I wonder what you are.




Jack and Jill



Went up the hill



To fetch a pail of water.




Jack fell down and broke  
his crown,

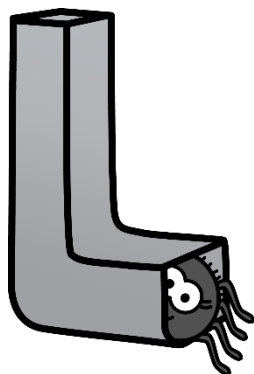


And Jill came tumbling  
after.





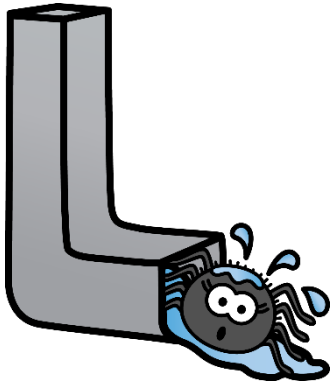
The itsy, bitsy spider



Went up the water spout.




Down came the rain




And washed the spider out.




Out came the sun and  
dried up all the rain




And the itsy, bitsy spider  
went up the spout again.



Hickory, dickory dock.  
The mouse ran up the clock.

































The clock struck one,  
The mouse ran down,









Hickory, dickory dock.



Rhyme Roll: Roll the die. Starting at the top, say the name of the picture out loud, and put one counter under the number you landed on. Keep rolling to see which column wins!

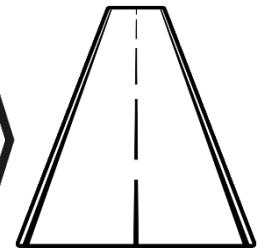








					
					
					
					
					

Build a Rhyme: Roll the die. Choose one card and say the picture name out loud. Add the card to a column with the same number. Keep rolling, saying and adding cards. Make sure all of the cards in the SAME column rhyme.



10



# RHYME COURT



# **ALLITERATION**



Hungry Harry hoards his  
ham sandwich.



Mad Mindy sips her milk  
on Mondays.



Lazy Lester listens to lots  
of lyrics.



Bashful Ben bangs the  
bottom of a pan.




Wacky Wanda waves to  
Wendy.




Tricky Tom takes a tasty  
treat.



Bob blows bubbles by the beach.



Zina zips her zipper.



Sleepy Sam snores on Sundays.





Playful Pat pumps after  
a push.



Stella strums and sings  
her songs.











Becky buckles her belt  
on the bus.



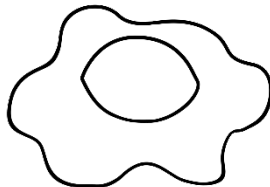




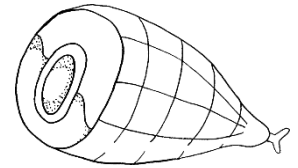







# DOGGIE DONUT SHOP






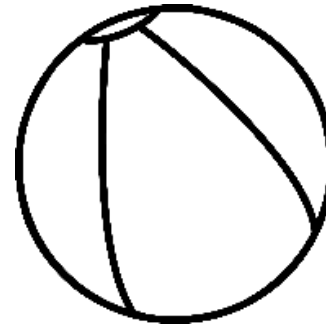




# DOGGIE DONUT SHOP













# ANIMAL ALLITERATIONS




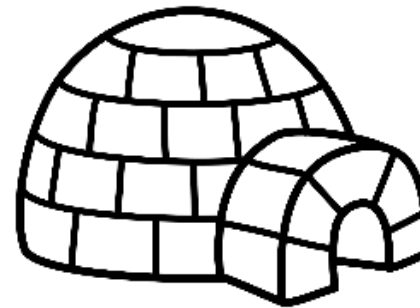






# WHAT COMES NEXT IN THE PATTERN?




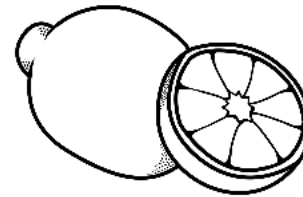



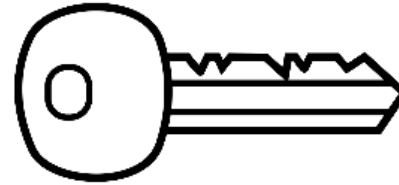




# WHAT COMES NEXT IN THE PATTERN?



# WHAT COMES NEXT IN THE PATTERN?










# WHAT COMES NEXT IN THE PATTERN?


















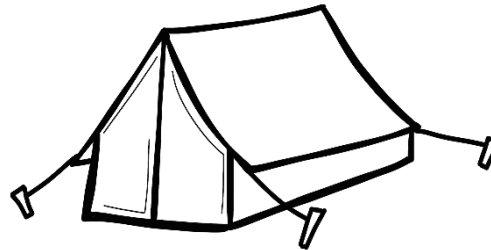
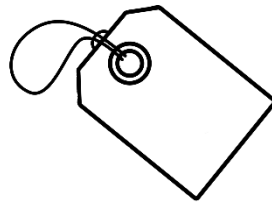
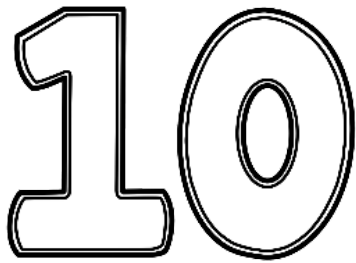

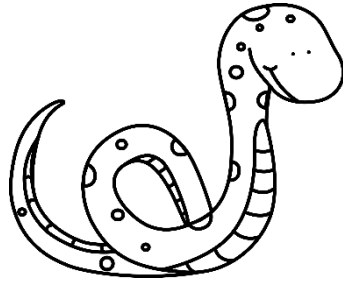

# WHAT COMES NEXT IN THE PATTERN?







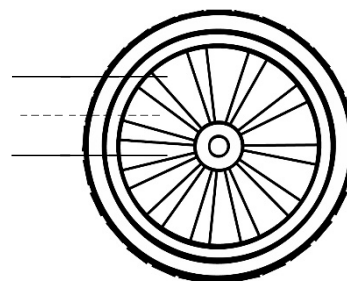




# WHAT COMES NEXT IN THE PATTERN?







# WHAT COMES NEXT IN THE PATTERN?



# WHAT COMES NEXT IN THE PATTERN?

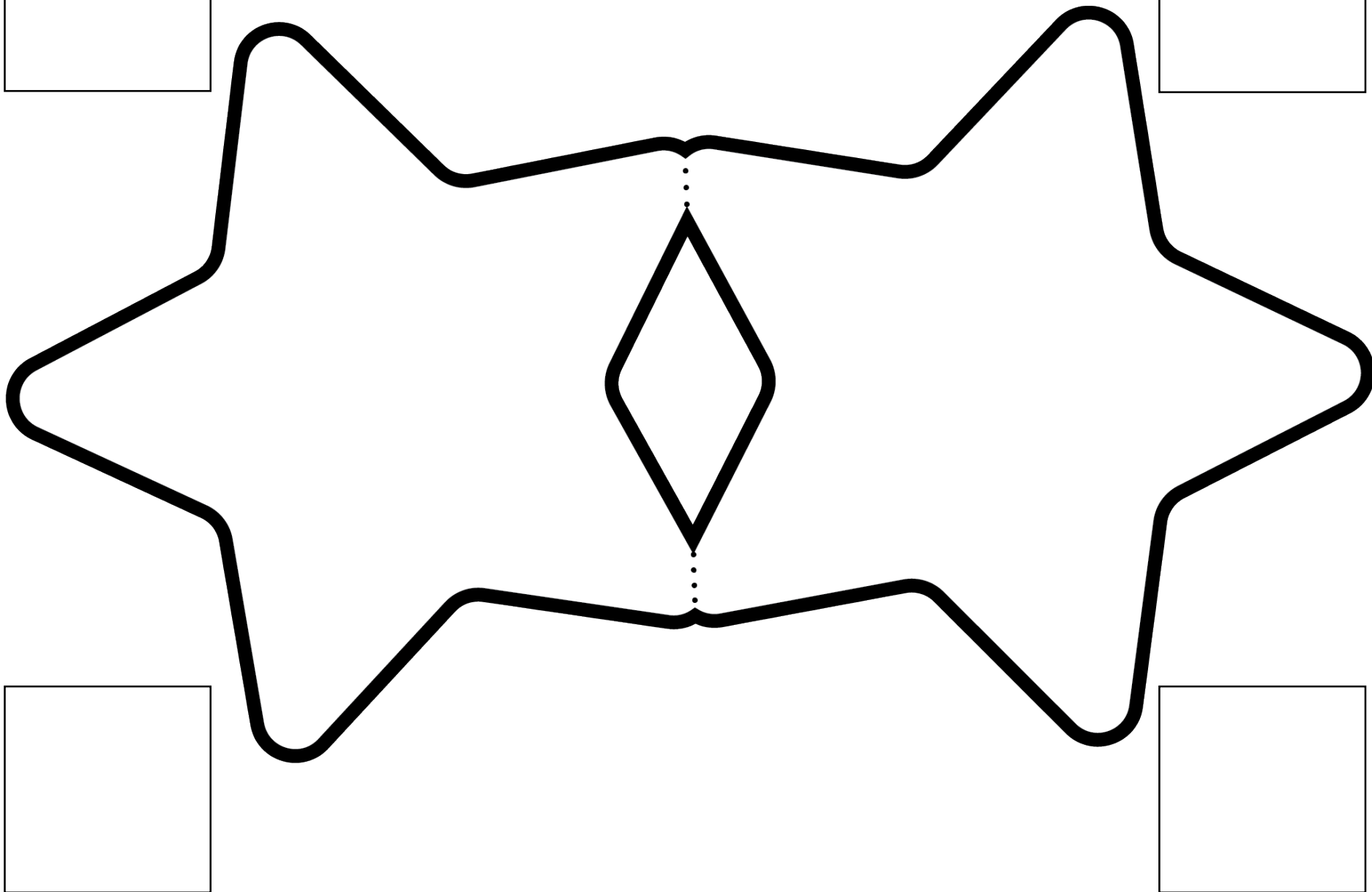




# WHAT COMES NEXT IN THE PATTERN?


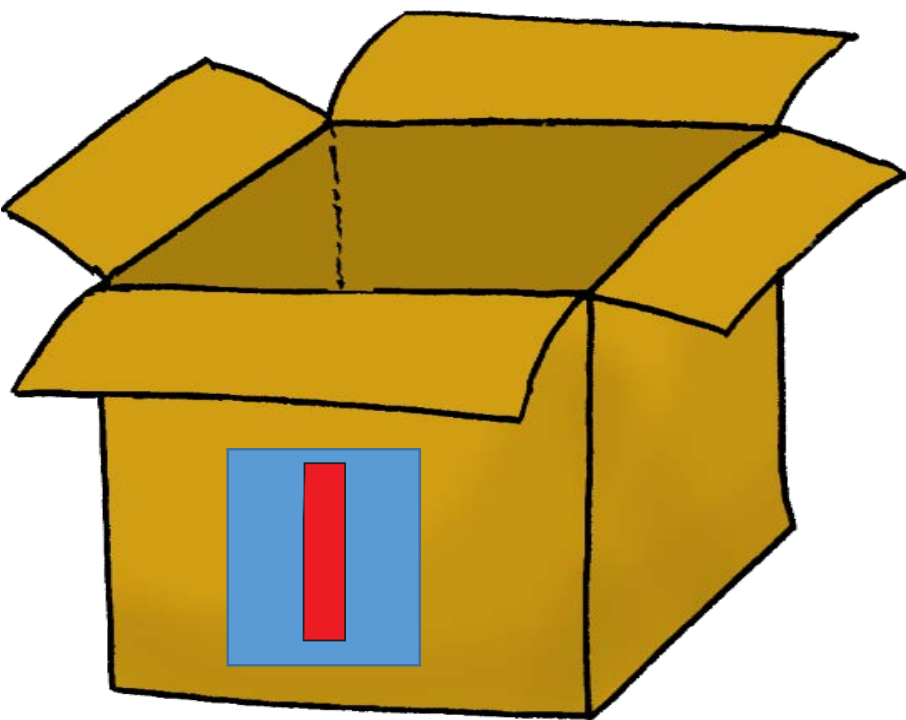


Note: I did not include a pattern card for X.  
This would be a tricky alliterative task.  
However, you could try it with words that  
end in X. Use the blank card above for that  
purpose or to create your own.

# BEST BUDDIES







# **SYLLABLES**










# PACK THE BOXES














# SHOPPING TRIP




















# USE WITH SYLLABLE SORT OR MAGIC HAT.


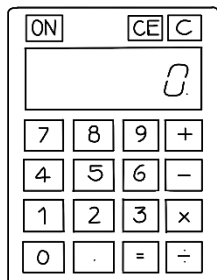
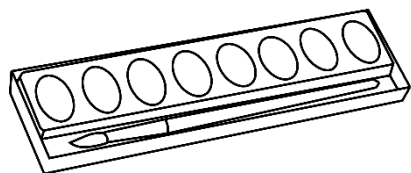
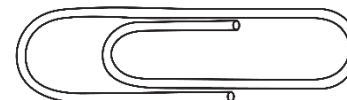
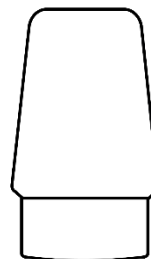
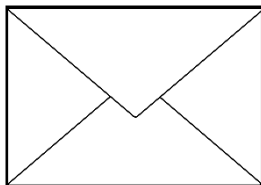
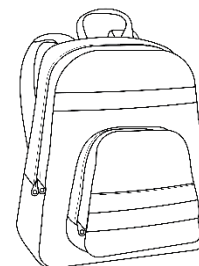
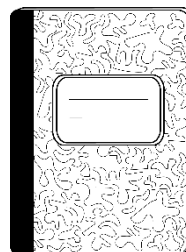
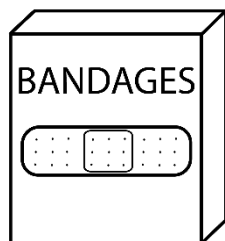
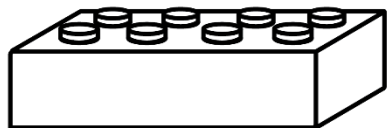

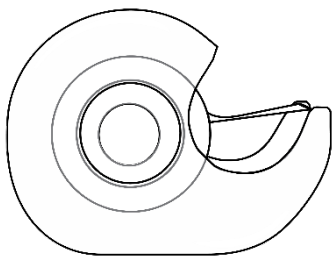


Capybara


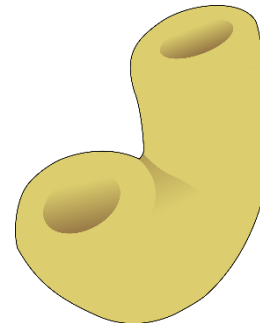












# USE WITH SYLLABLE SORT OR MAGIC HAT.



# PACK THE BOXES



# SHOPPING TRIP SORT









# SYLLABLE SMASH!

1

2

3

4







1



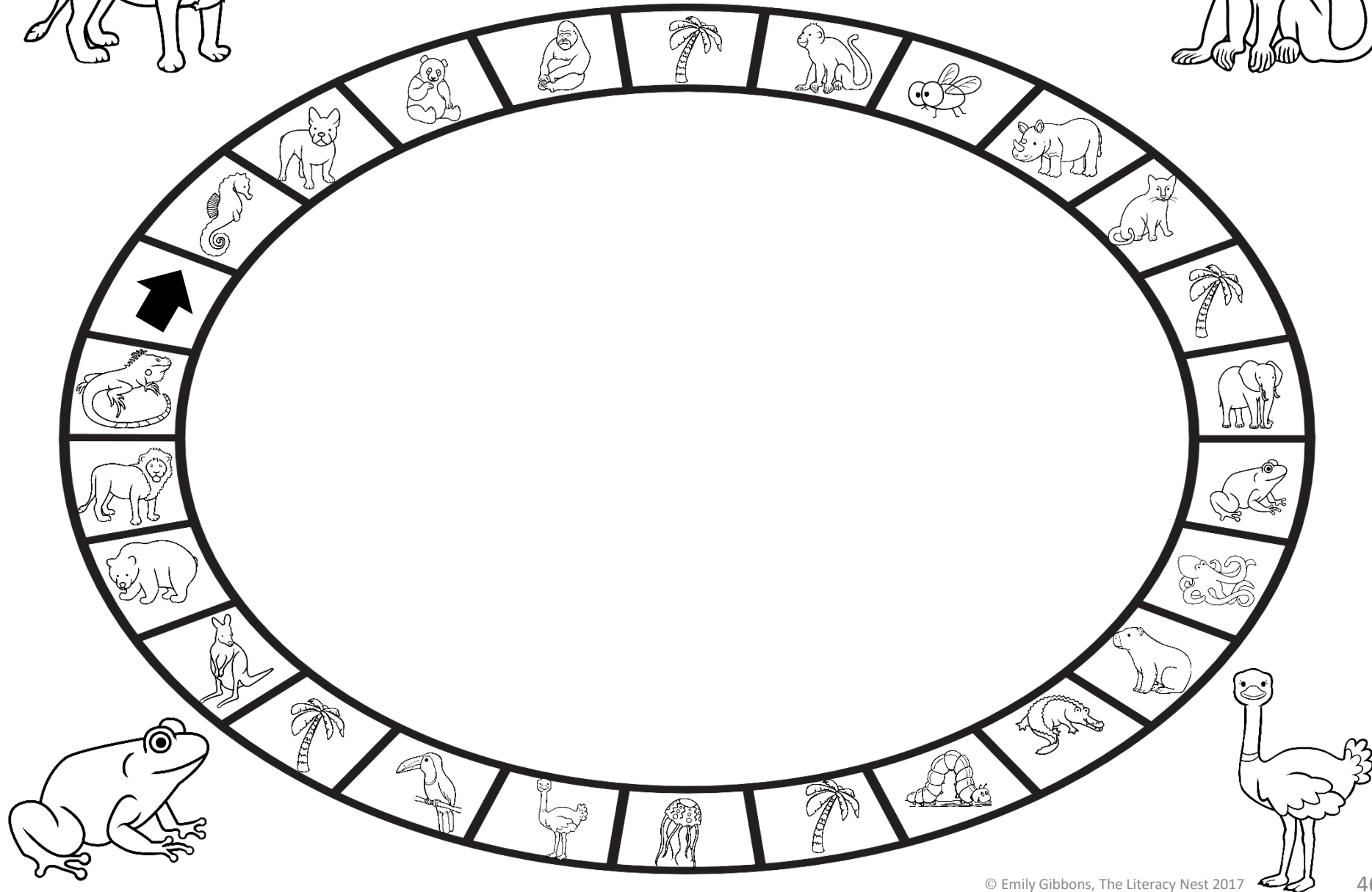


2

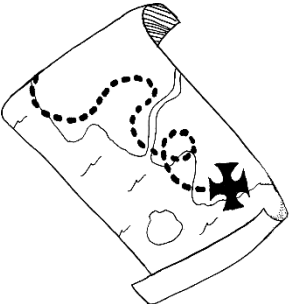



3

4




# ANIMAL RACE




Clip the syllable!	Clip the syllable!	Clip the syllable!	Clip the syllable!
			
1	1	1	1
2	2	2	2
3	3	3	3
4	4	4	4

Clip the syllable!




Clip the syllable!



Clip the syllable!



Clip the syllable!



1

1

1

1

2

2

2

2

3

3

3

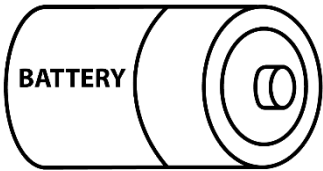

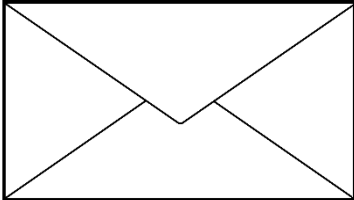

3


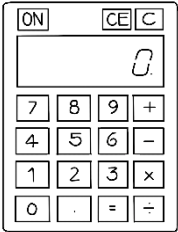

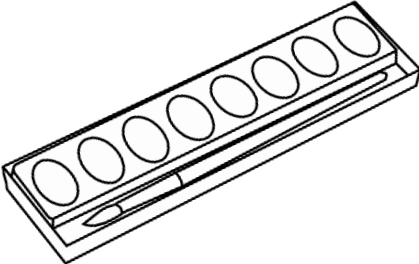
4

4

4

4

Clip the syllable!	Clip the syllable!	Clip the syllable!	Clip the syllable!
			
1	1	1	1
2	2	2	2
3	3	3	3
4	4	4	4

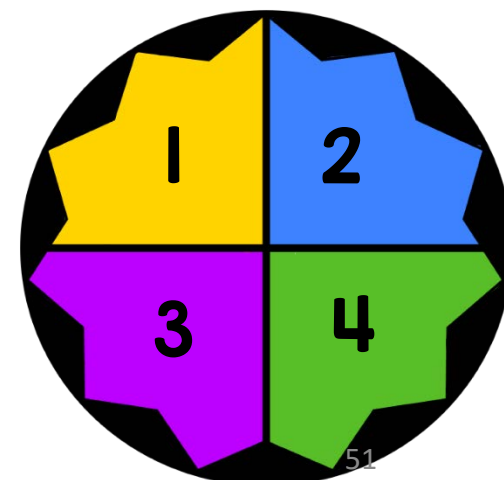

Clip the syllable!	Clip the syllable!	Clip the syllable!	Clip the syllable!
			
1	1	1	1
2	2	2	2
3	3	3	3
4	4	4	4



















# Spin-It

## To Play:

1. Spin the spinner.
2. Find a word with the same number of syllables as the space you landed on.
3. To win: Be the first to fill every space on your gameboard.



# SYLLABLE STAMP-IT

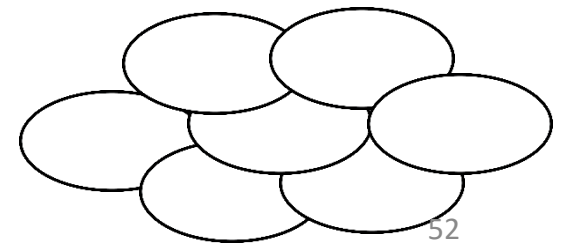
1	2	3	4
			
			
			
			




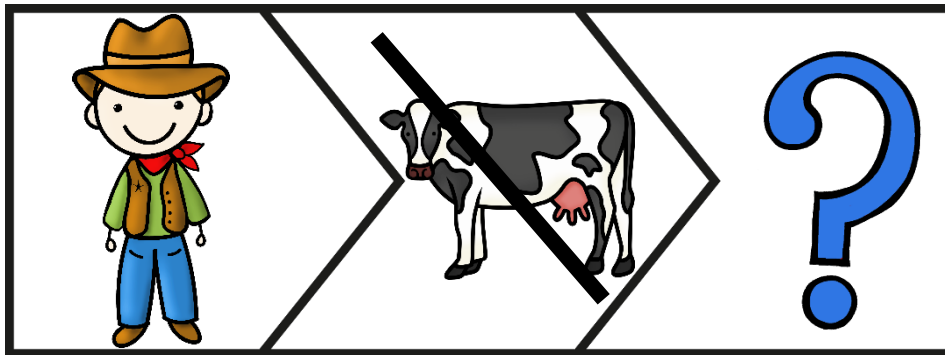



Materials: Bingo chips or bingo markers, one game board per player

To Play: Listen to the word your teacher calls out. Count the number of syllables it has. Stamp one circle or place a bingo chip on one circle.

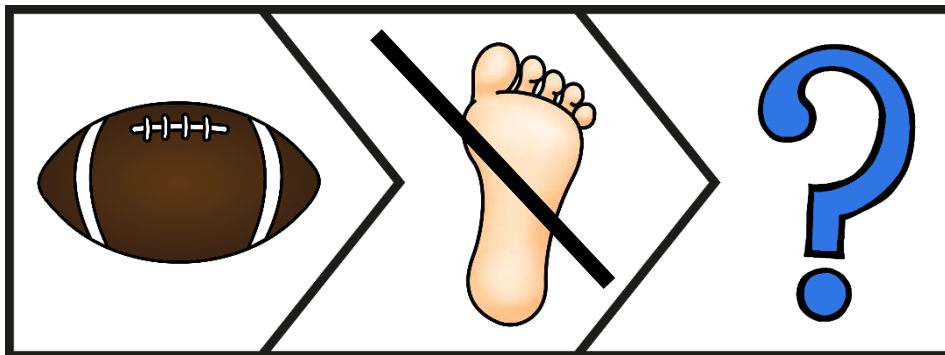
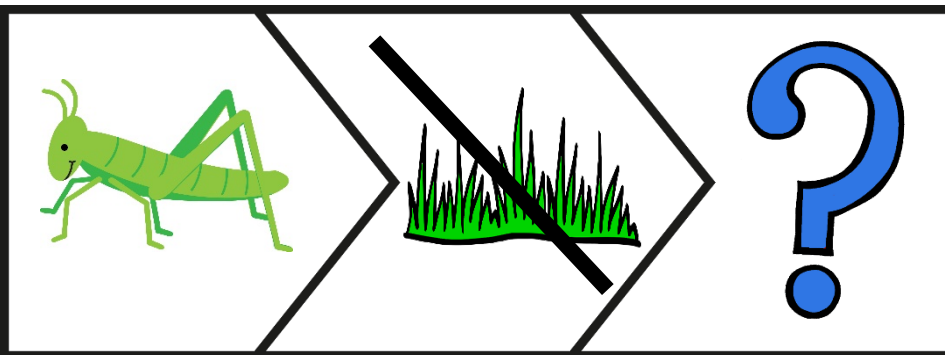
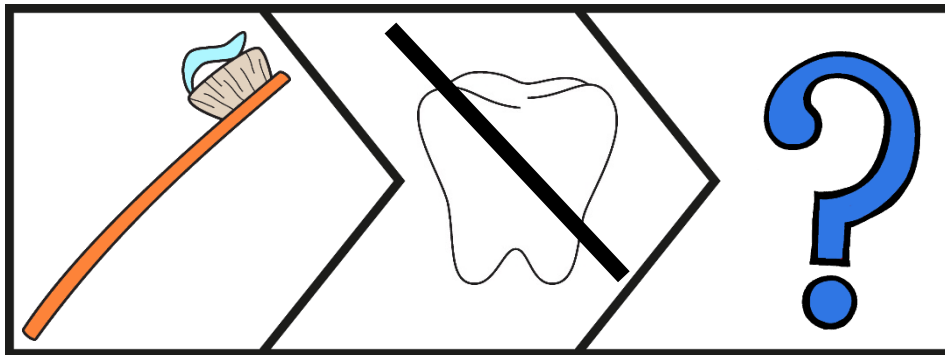
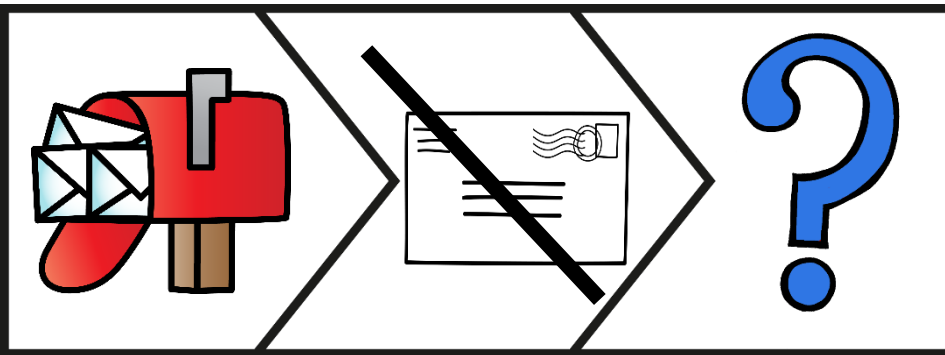

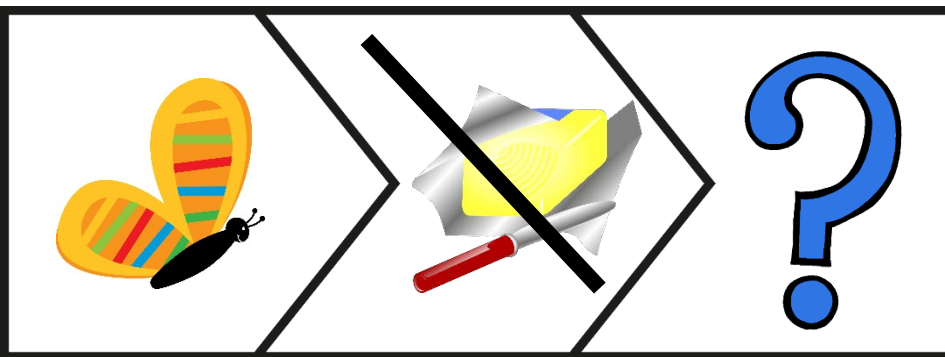
To Win: Be the first person to fill one column.








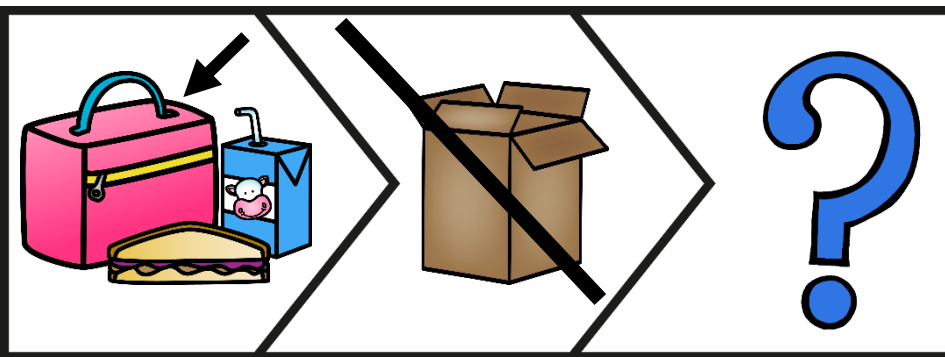






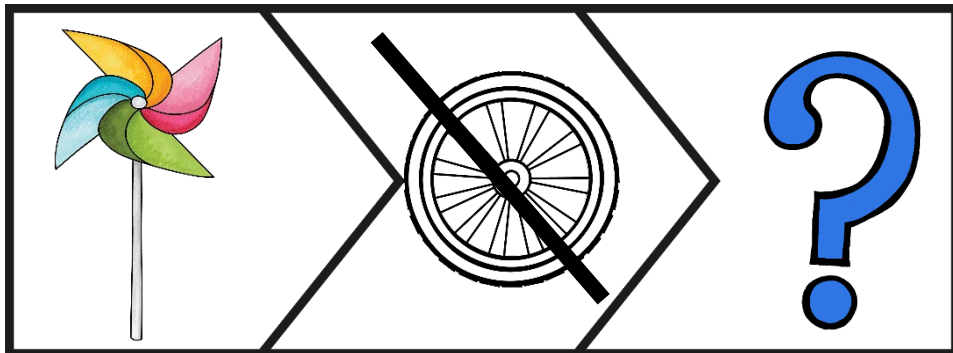


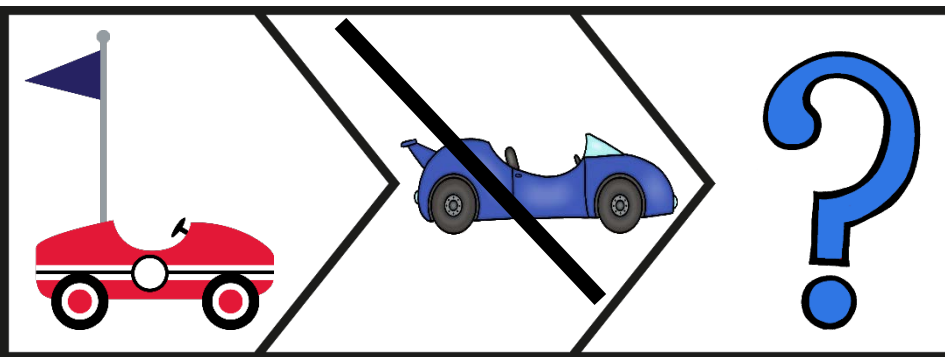
# QUICK BREAKS: FIRST SYLLABLE DELETION






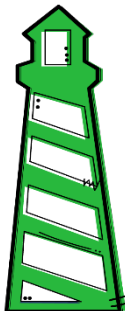














# QUICK BREAKS: FIRST SYLLABLE DELETION



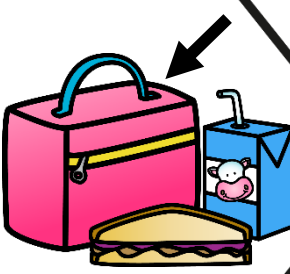

















# QUICK BREAKS: FINAL SYLLABLE DELETION



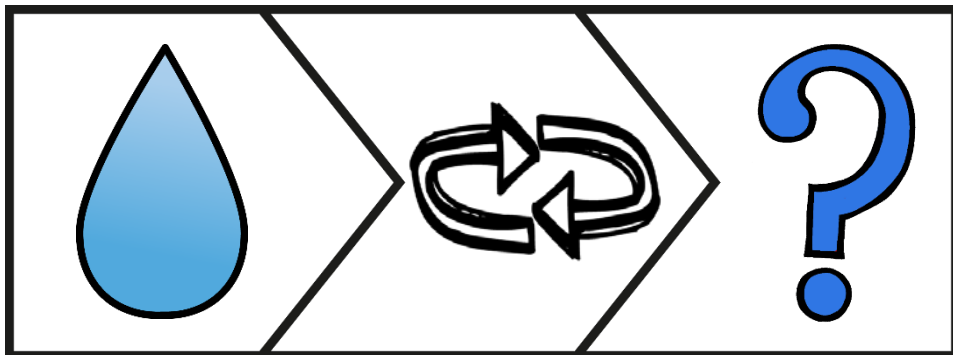
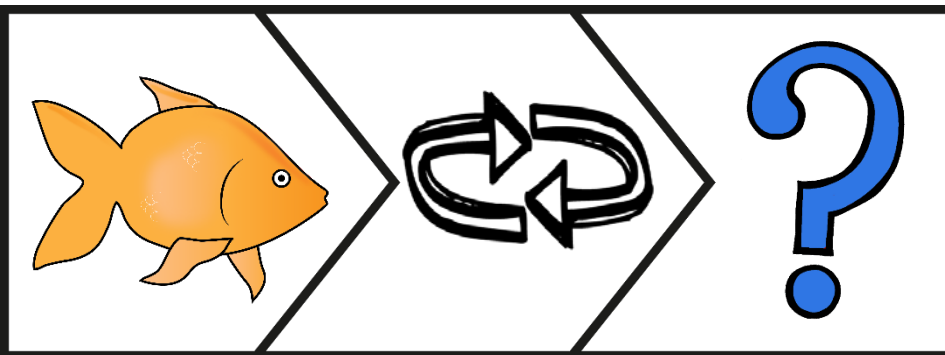
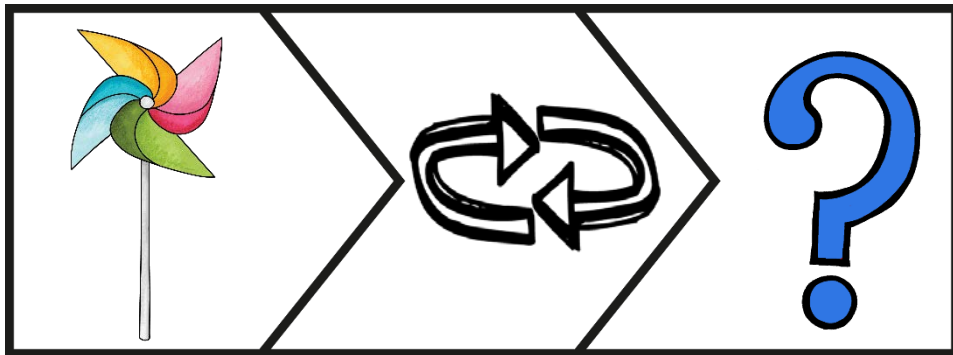
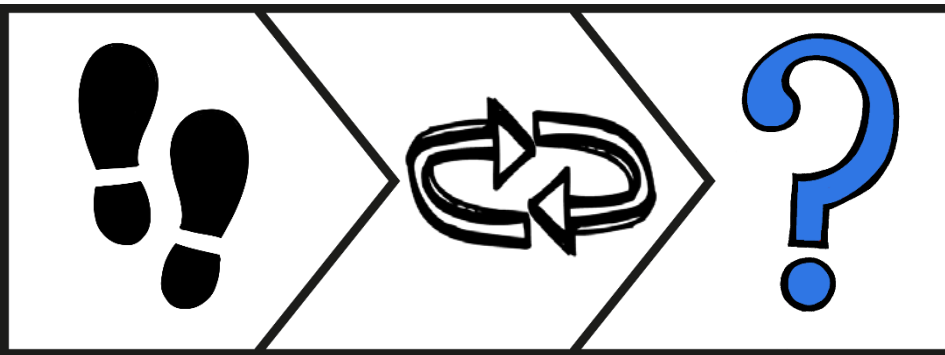
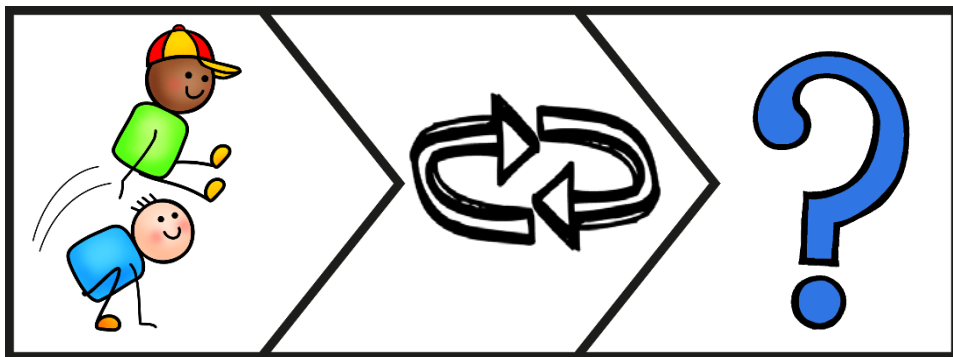
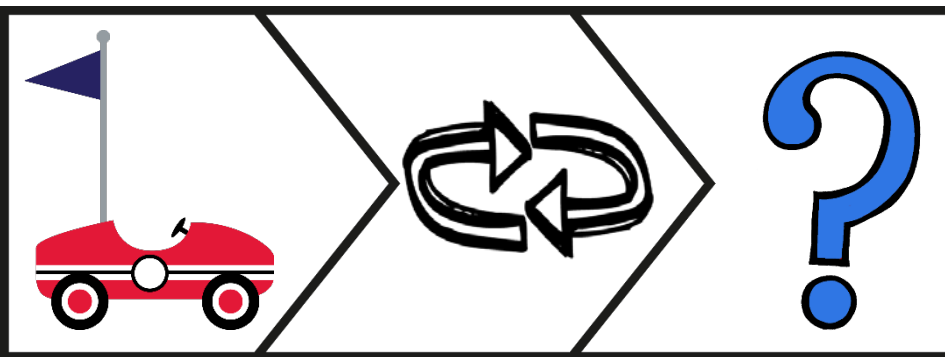
# QUICK BREAKS: FINAL SYLLABLE DELETION

# QUICK BREAKS: SYLLABLE REVERSAL





## QUICK BREAKS: SYLLABLE REVERSAL

# WORDS AND SENTENCES


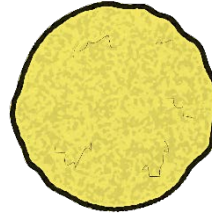



# GREEN LIGHT, RED LIGHT SENTENCE BUILDER

1

2


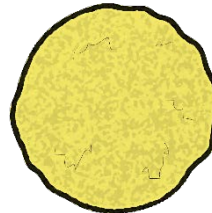

3



1

2

3



**1**

**A**

**2**

**cat**

**3**

**sleeps.**

**1**

**The**

**2**

**van**

**3**

**drove.**

**1**

**Tim**

**2**

**is**

**3**

**sad.**

**1**

**I**

**2**

**am**

**3**

**mad.**

**1**

**2**

**3**

**Let's go home.**

**1**

**2**

**3**

**Stay right here.**

**1**

**2**

**3**

**Can**

**she**

**swim?**

**1**

**2**

**3**

**Will**

**he**

**jump?**

**1**

**2**

**3**

**Let's drive fast!**

**1**

**2**

**3**


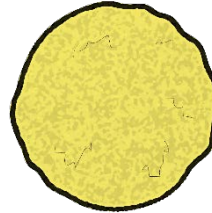

**It's my turn!**

# LISTEN FOR A WORD

1

2


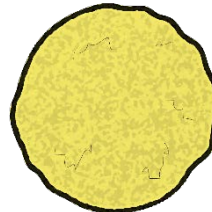

3



1

2

3



# SENTENCE BUILDER (BLOCKS)

1

2

3

4

5

6

1

2

3

4

5

6



# SENTENCE BUILDER (POM POMS OR BINGO MARKERS)

1

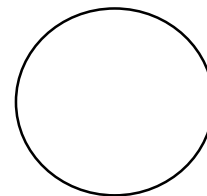





2

3

4

5

6



1







2

3

4

5

6




# LISTEN AND SORT

## Food



## Animals




## School Supplies



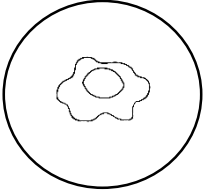

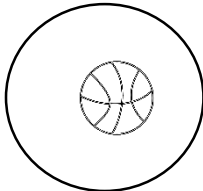
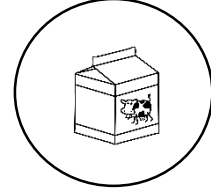





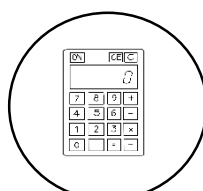


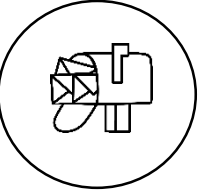

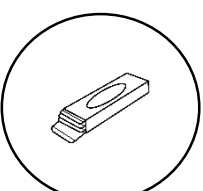
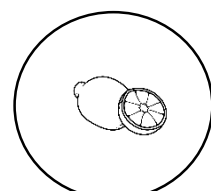
## Transportation



# SHORT OR LONG?



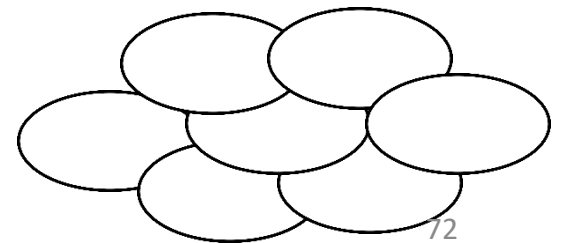
# STAMP A WORD

1	2	3	4
			
			
			
			




Materials: Bingo chips or bingo markers, one game board per player

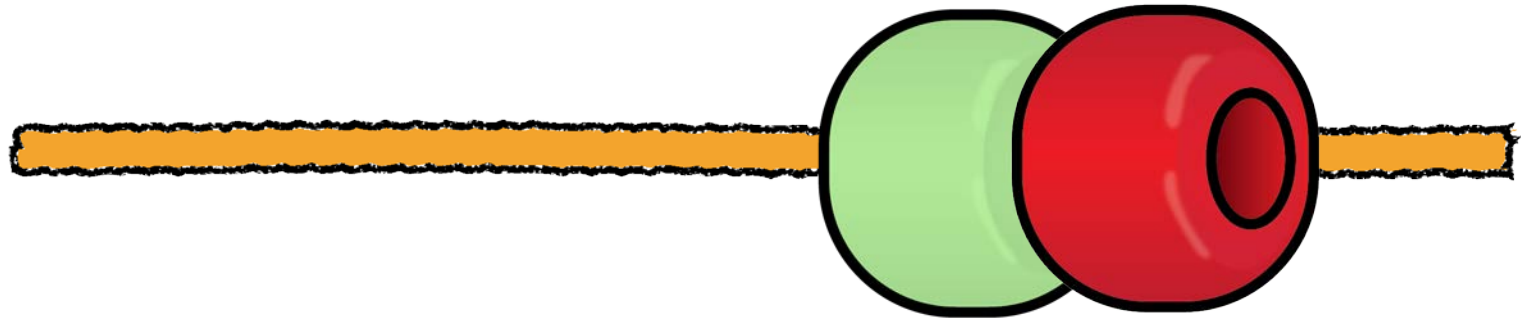
To Play: Listen to the word your teacher calls out. Find it on the game board. Stamp one circle or place a bingo chip on that circle space.



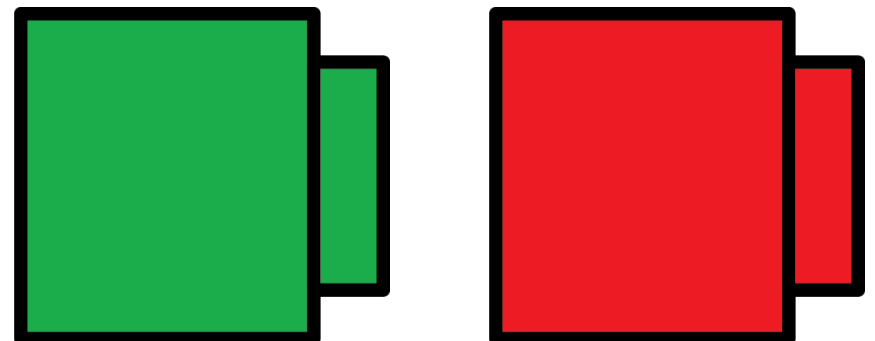


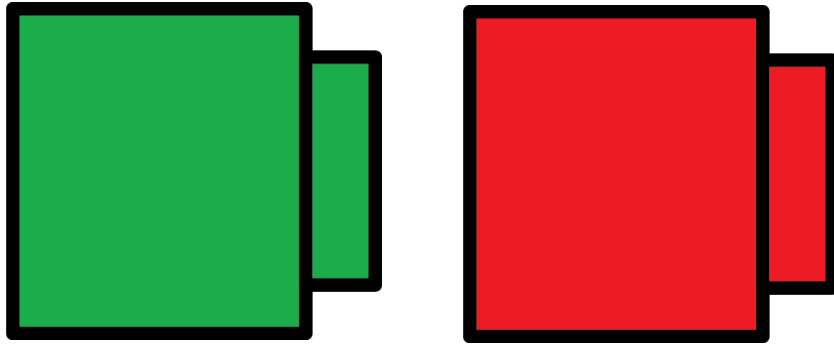
# ONSET AND RIME



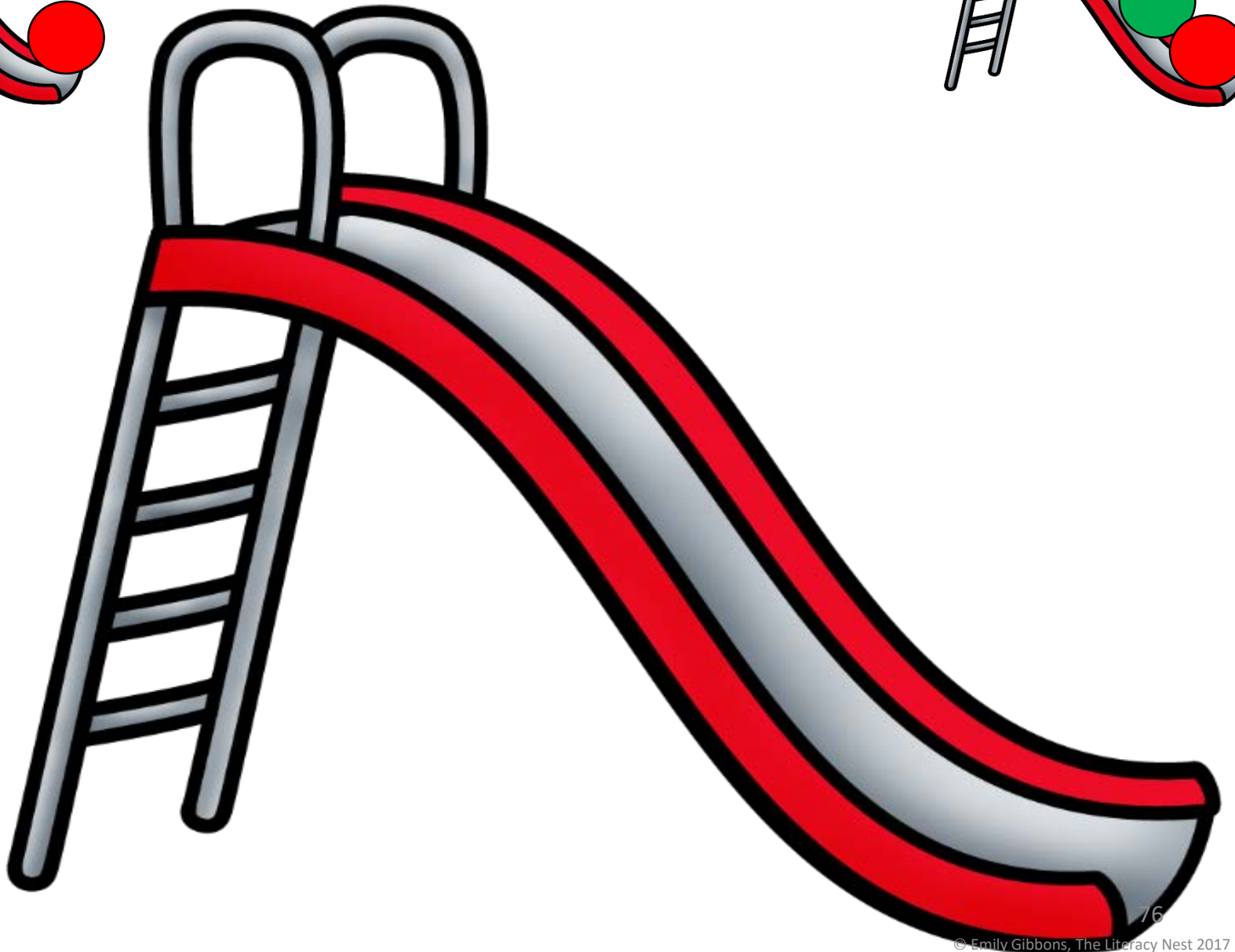
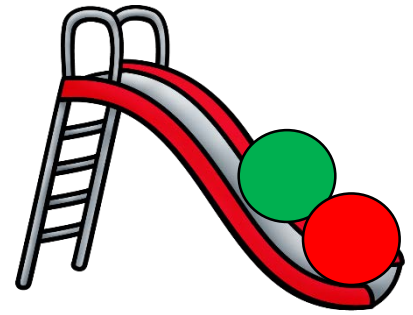
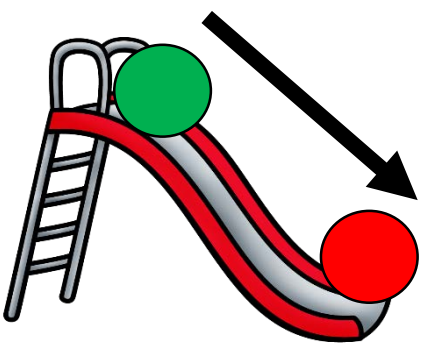
# PONY SLIDE: ONSET AND RIME



# SNAP IT: ONSET AND RIME







# SLIDE IT: ONSET AND RIME








# LINK IT: ONSET AND RIME



# WHERE IS IT?




# TAKE IT OUT



# SWITCHEROO ONSET AND RIME

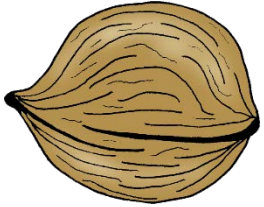


--	--




Teacher:

- Blend these sounds together to make a word.
- p + ig (pig)



Teacher:

- Blend these sounds together to make a word.
- n + ut (nut)



Teacher:

- Blend these sounds together to make a word.
- f + an (fan)



Teacher:

- Blend these sounds together to make a word.
- s + ob (sob)



Teacher:

- Blend these sounds together to make a word.
- t + en (ten)

**ONSET AND RIME: PROMPTS FOR TASK CARDS 1-3:** Cut each strip. Fold on dotted line. SHOW THE PICTURE LAST.



Teacher:

- Blend these sounds together to make a word.
- w + ake (wake)




Teacher:

- Blend these sounds together to make a word.
- b + oat (boat)




Teacher:

- Blend these sounds together to make a word.
- d + ime (dime)




Teacher:

- Blend these sounds together to make a word.
- m + eat (meat)



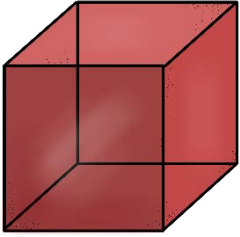
Teacher:

- Blend these sounds together to make a word.
- s + oup (soup)



Teacher:

- Blend these sounds together to make a word.
- t + oy (toy)



Teacher:

- Blend these sounds together to make a word.
- c + ube (cube)




Teacher:

- Blend these sounds together to make a word.
- r + ain (rain)



Teacher:



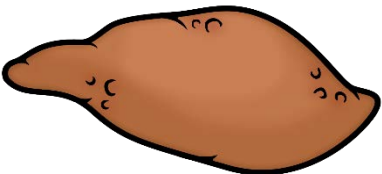


- Blend these sounds together to make a word.
- d + art (dart)



Teacher:


- Blend these sounds together to make a word.
- d + uck (duck)

**ONSET AND RIME: PROMPTS FOR TASK CARD 5:** Cut each strip. Fold on dotted line, showing only the picture.


	Teacher: <ul style="list-style-type: none"><li>• Say peg.</li><li>• Don't say /p/.</li><li>• What is the word now? egg</li></ul>
	Teacher: <ul style="list-style-type: none"><li>• Say kit.</li><li>• Don't say /k/.</li><li>• What is the word now? it</li></ul>
	Teacher: <ul style="list-style-type: none"><li>• Say yam.</li><li>• Don't say /y/.</li><li>• What is the word now? am</li></ul>
	Teacher: <ul style="list-style-type: none"><li>• Say gum.</li><li>• Don't say /g/.</li><li>• What is the word now? um</li></ul>
	Teacher: <ul style="list-style-type: none"><li>• Say fin.</li><li>• Don't say /f/.</li><li>• What is the word now? in</li></ul>




**ONSET AND RIME: PROMPTS FOR TASK CARD 5:** Cut each strip. Fold on dotted line, showing only the picture.



- Teacher:
- Say mice.
  - Don't say /m/.
  - What is the word now? ice




- Teacher:
- Say gate.
  - Don't say /g/.
  - What is the word now? ate



- Teacher:
- Say seal,
  - Don't say /s/.
  - What is the word now? eel




- Teacher:
- Say phone
  - Don't say /f/.
  - What is the word now? own




- Teacher:
- Say bill.
  - Don't say /b/.
  - What is the word now? ill


**ONSET AND RIME: PROMPTS FOR TASK CARD 5:** Cut each strip. Fold on dotted line, showing only the picture.




- Teacher:
- Say couch.
  - Don't say /k/.
  - What is the word now? ouch



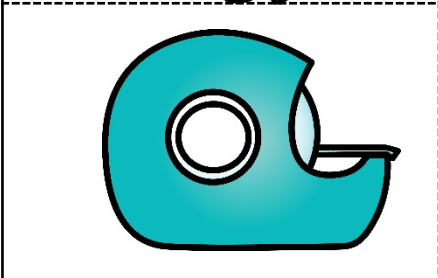
- Teacher:
- Say hive.
  - Don't say /h/.
  - What is the word now? hive



- Teacher:
- Say pants.
  - Don't say /p/.
  - What is the word now? ants



- Teacher:
- Say fox.
  - Don't say /f/.
  - What is the word now? ox




- Teacher:
- Say tape.
  - Don't say /t/.
  - What is the word now? tape

# STAMP- IT (ONSETS AND RIMES)








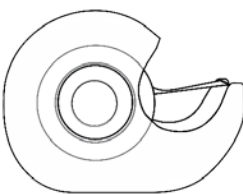


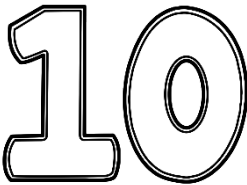













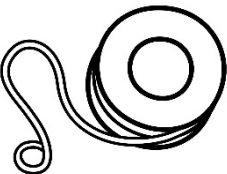




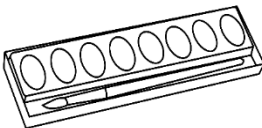



# INITIAL SOUNDS

# WHAT'S THE FIRST SOUND?



Initial Sound BINGO: Roll the die. Choose one space and say the picture name out loud. Say the first sound of the picture name out loud. Place a bingo chip on that space. The first column with four covered spaces, wins.


# SAME SOUND COURT



Y

N

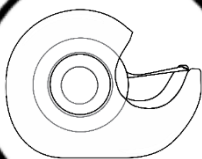

# SWITCHEROO INITIAL SOUNDS





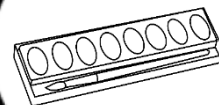

**Start**



**10**






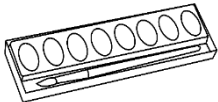


**Finish**





# SWITCHEROO INITIAL SOUND PROMPTS

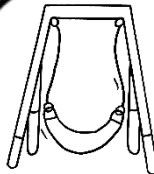
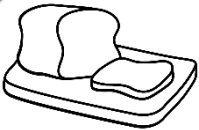

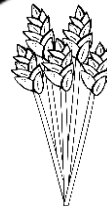

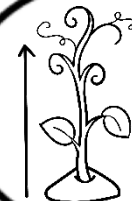

<b>s</b>		<b>r</b>	Switch /s/ to /r/. What is the new word? real
<b>d</b>		<b>t</b>	Switch /d/ to /t/. What is the new word? tuck
<b>m</b>		<b>h</b>	Switch /m/ to /h/. What is the new word? hail
<b>t</b>		<b>d</b>	Switch /t/ to /d/. What is the new word? den
<b>c</b>		<b>p</b>	Switch /c/ to /p/. What is the new word? pup
<b>p</b>		<b>f</b>	Switch /p/ to /f/. What is the new word? faint

# STEAL IT OUT (INITIAL SOUNDS)





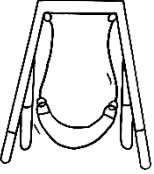



**Start**


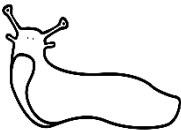


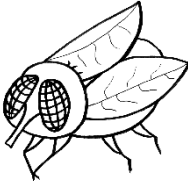

**Finish**








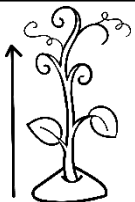
# STEAL IT INITIAL SOUND PROMPTS

<b>br</b> 	<b>Say brush.</b> <b>Steal /b/. What is the new word? rush</b>
<b>sn</b> 	<b>Say snap.</b> <b>Steal /n/. What is the new word? nap</b>
<b>br</b> 	<b>Say bread.</b> <b>Steal /b/. What is the new word? read</b>
<b>dr</b> 	<b>Say drink.</b> <b>Steal /d/. What is the new word? rink</b>
<b>sw</b> 	<b>Say swing.</b> <b>Steal /s/. What is the new word? wing</b>
<b>tr</b> 	<b>Say tray.</b> <b>Steal /t/. What is the new word? ray</b>


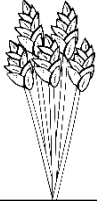
# STEAL IT INITIAL SOUND PROMPTS

<b>tr</b> 	<b>Say trash.</b> <b>Steal /t/. What is the new word? rash</b>
<b>sl</b> 	<b>Say slug.</b> <b>Steal /s/. What is the new word? lug</b>
<b>sp</b> 	<b>Say spill.</b> <b>Steal /s/. What is the new word? pill</b>
<b>cl</b> 	<b>Say claw.</b> <b>Steal /c/. What is the new word? law</b>
<b>fl</b> 	<b>Say fly.</b> <b>Steal /f/. What is the new word? lie</b>
<b>sl</b> 	<b>Say sled.</b> <b>Steal /s/. What is the new word? led</b>

# STEAL IT INITIAL SOUND PROMPTS

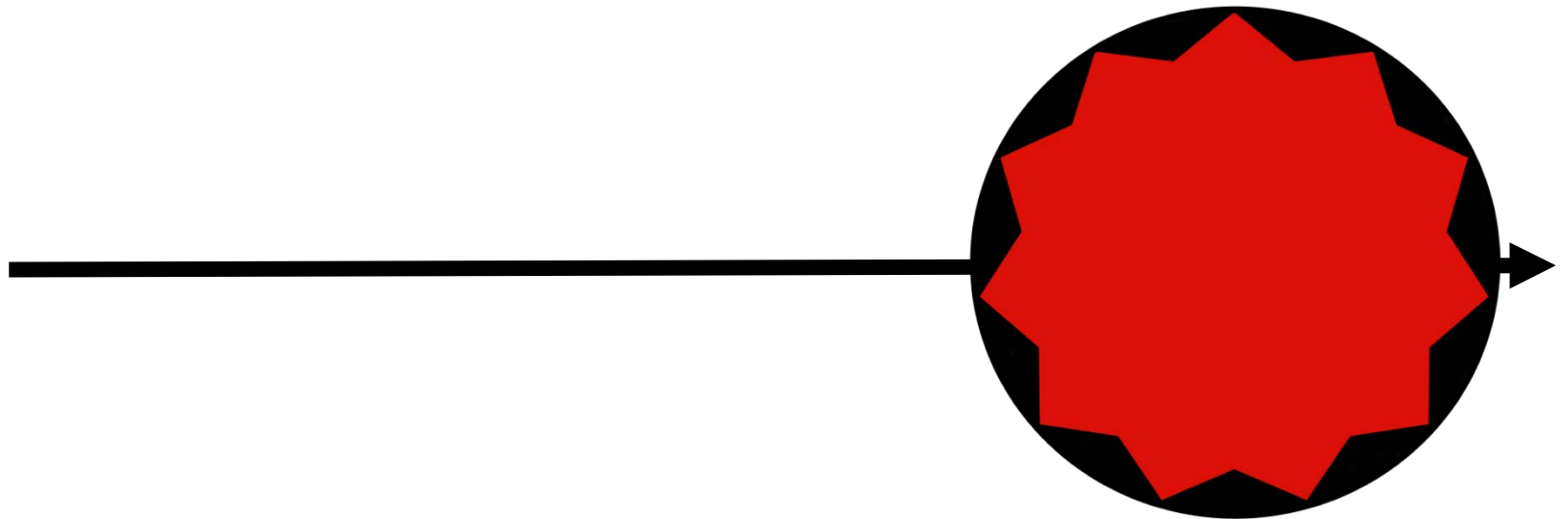
<b>sw</b> 	<p><b>Say sweat.</b>  <b>Steal /s/. What is the new word? wet</b></p>
<b>st</b> 	<p><b>Say steam.</b>  <b>Steal /s/. What is the new word? team</b></p>
<b>sl</b> 	<p><b>Say sleep.</b>  <b>Steal /s/. What is the new word? leap</b></p>
<b>bl</b> 	<p><b>Say blow.</b>  <b>Steal /b/. What is the new word? low</b></p>
<b>sk</b> 	<p><b>Say skirt.</b>  <b>Steal /s/. What is the new word? Kurt</b></p>
<b>gr</b> 	<p><b>Say grow.</b>  <b>Steal /g/. What is the new word? row</b></p>

# STEAL IT INITIAL SOUND PROMPTS

<b>sw</b> 	<b>Say swim.</b> <b>Steal /s/. What is the new word? whim</b>
<b>gr</b> 	<b>Say grain.</b> <b>Steal /g/. What is the new word? rain</b>

# FINAL SOUNDS

# WHAT'S THE FINAL SOUND?














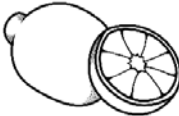

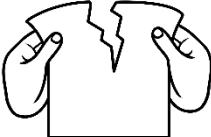












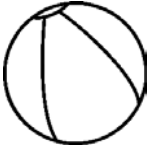





# SAME SOUND COURT



Y

N


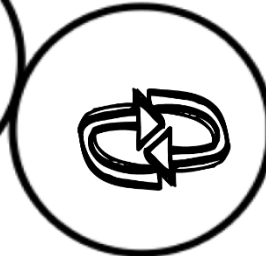





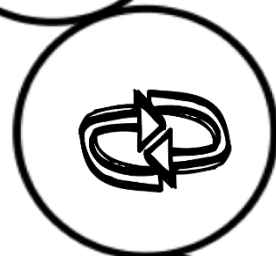


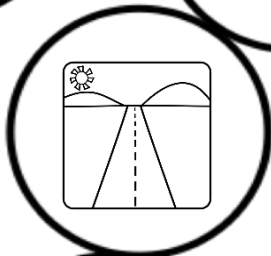

Final Sound BINGO: Roll the die. Choose one space and say the picture name out loud. Say the final sound of the picture name out loud. Place a bingo chip on that space. The first column with four covered spaces, wins.



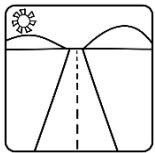
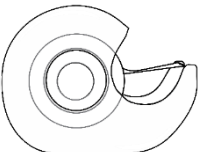


# SWITCHEROO FINAL SOUNDS

**Start**

**Finish**



# SWITCHEROO FINAL SOUND PROMPTS





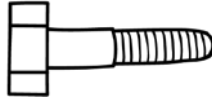
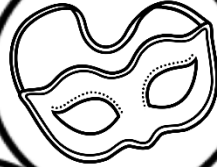

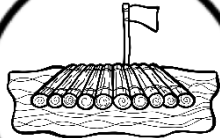

n		d	<b>train</b> Switch /n/ to /d/. What is the new word? trade
d		n	<b>head</b> Switch /d/ to /n/. What is the new word? hen
d		p	<b>road</b> Switch /d/ to /p/. What is the new word? rope
t		k	<b>tape</b> Switch /p/ to /k/. What is the new word? take
l		d	<b>shell</b> Switch /l/ to /d/. What is the new word? shed
z		m	<b>jazz</b> Switch /z/ to /m/. What is the new word? jam

# STEAL IT OUT (FINAL SOUNDS)




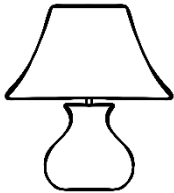




**Start**

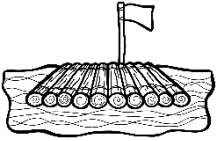

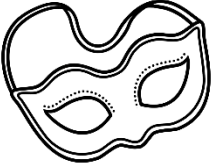


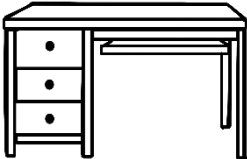
**Finish**



# STEAL IT FINAL SOUND PROMPTS







d		Say hand. Steal /n/. What is the new word? had
t		Say ghost. Steal /s/. What is the new word? goat
t		Say belt. Steal /l/. What is the new word? bet
p		Say lamp. Steal /m/. What is the new word? lap
p		Say chimp. Steal /m/. What is the new word? chip
m		Say arm. Steal /m/. What is the new word? are

# STEAL IT FINAL SOUND PROMPTS

<b>t</b>		<b>Say raft.</b> <b>Steal /f/. What is the new word? rat</b>
<b>d</b>		<b>Say bend.</b> <b>Steal /n/. What is the new word? bed</b>
<b>k</b>		<b>Say mask.</b> <b>Steal /s/. What is the new word? Mack</b>
<b>t</b>		<b>Say bolt.</b> <b>Steal /l/. What is the new word? boat</b>
<b>f</b>		<b>Say shelf.</b> <b>Steal /l/. What is the new word? chef</b>
<b>k</b>		<b>Say desk.</b> <b>Steal /s/. What is the new word? deck</b>





# STEAL IT FINAL SOUND PROMPTS

<b>d</b>		<b>Say mend.</b> <b>Steal /d/. What is the new word? men</b>
<b>t</b>		<b>Say quilt.</b> <b>Steal /t/. What is the new word? quit</b>
<b>k</b>		<b>Say whisk.</b> <b>Steal /k/. What is the new word? wick</b>
<b>k</b>		<b>Say milk.</b> <b>Steal /k/. What is the new word? Mick</b>
<b>t</b>		<b>Say toast.</b> <b>Steal /t/. What is the new word? tote</b>
<b>d</b>		<b>Say field.</b> <b>Steal /d/. What is the new word? feed</b>

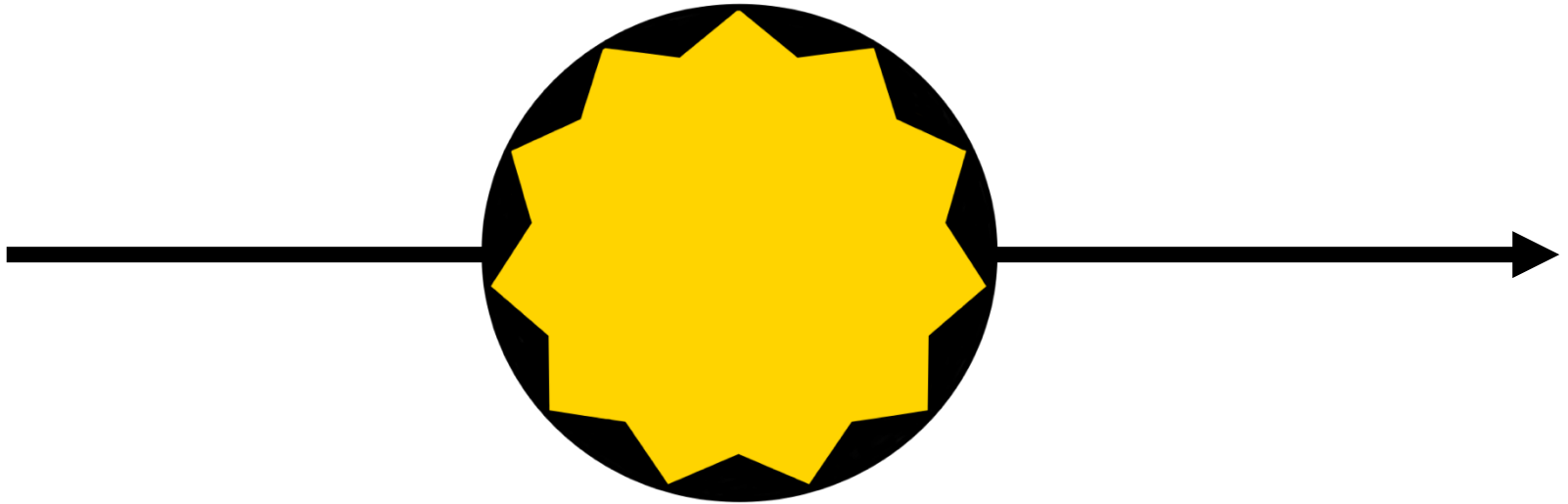


# STEAL IT INITIAL SOUND PROMPTS

<p>†</p> 	<p>Say hunt. Steal /n/. What is the new word? hut</p>
<p>†</p> 	<p>Say burst. Steal /s/. What is the new word? Burt</p>

# **MEDIAL SOUNDS**

# WHAT'S THE MIDDLE SOUND?



# SAME SOUND COURT



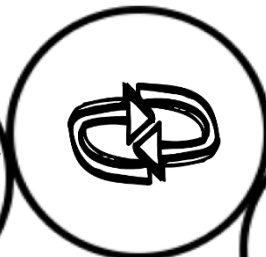


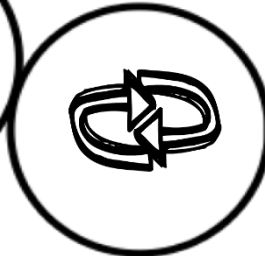

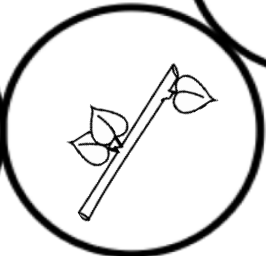
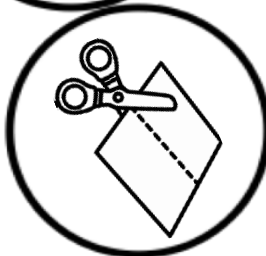



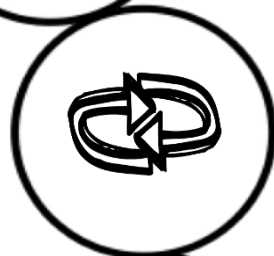



Y

N







# SWITCHEROO FINAL SOUNDS

**Start**































**Finish**


































# SWITCHEROO MEDIAL SOUND PROMPTS

<b>a</b>		<b>i</b>	<b>dad</b> Switch /a/ to /i/. What is the new word? <b>did</b>
<b>e</b>		<b>a</b>	<b>pet</b> Switch /e/ to /a/. What is the new word? <b>pat</b>
<b>i</b>		<b>u</b>	<b>fin</b> Switch /i/ to /u/. What is the new word? <b>fun</b>
<b>i</b>		<b>a</b>	<b>hid</b> Switch /i/ to /a/. What is the new word? <b>had</b>
<b>l</b>		<b>d</b>	<b>shell</b> Switch /l/ to /d/. What is the new word? <b>shed</b>
<b>o</b>		<b>i</b>	<b>fox</b> Switch /o/ to /i/. What is the new word? <b>fix</b>

Medial Sound BINGO: Roll the die. Choose one space and say the picture name out loud. Say the middle sound in the word out loud. Place a bingo chip on that space. The first column with four covered spaces, wins.


BEAT THE CHICKEN: Roll the die. Starting at the top, say the name of the picture and its middle sound out loud, and place a bingo chip on that space. Keep rolling to see which column wins. If you roll a six, place a bingo chip on one chicken. If the sixth column fills up first, THE CHICKEN WINS THE GAME.




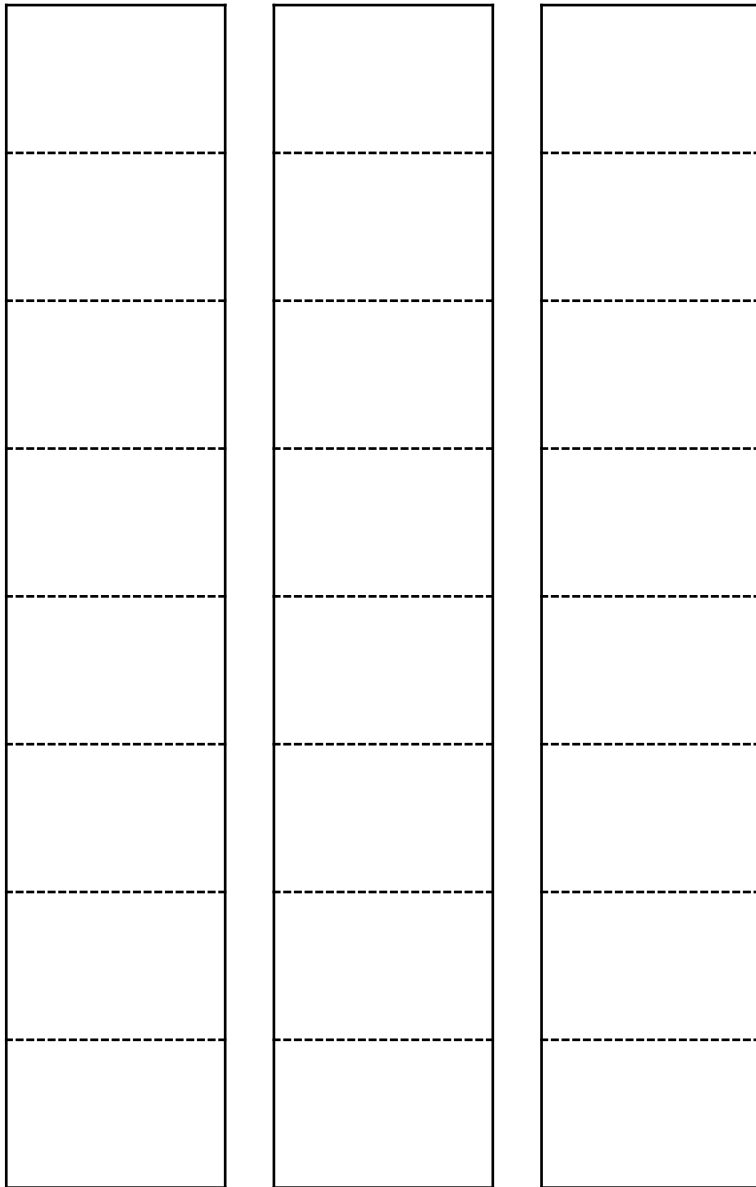
A 	E 	I 	O 	U 	 
					
					
					
					 Winner, winner! chicken dinner!




# **PHONEME MANIPULATION**

# WHICH ONE?

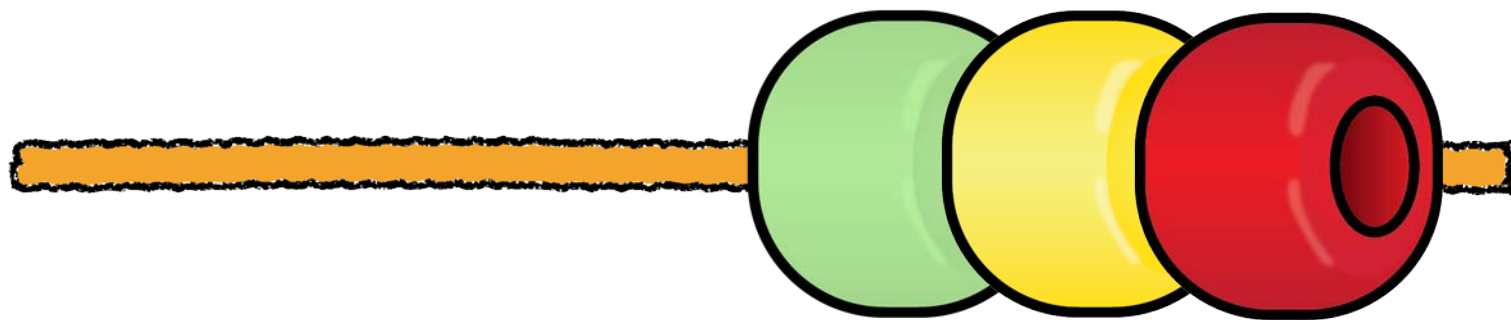





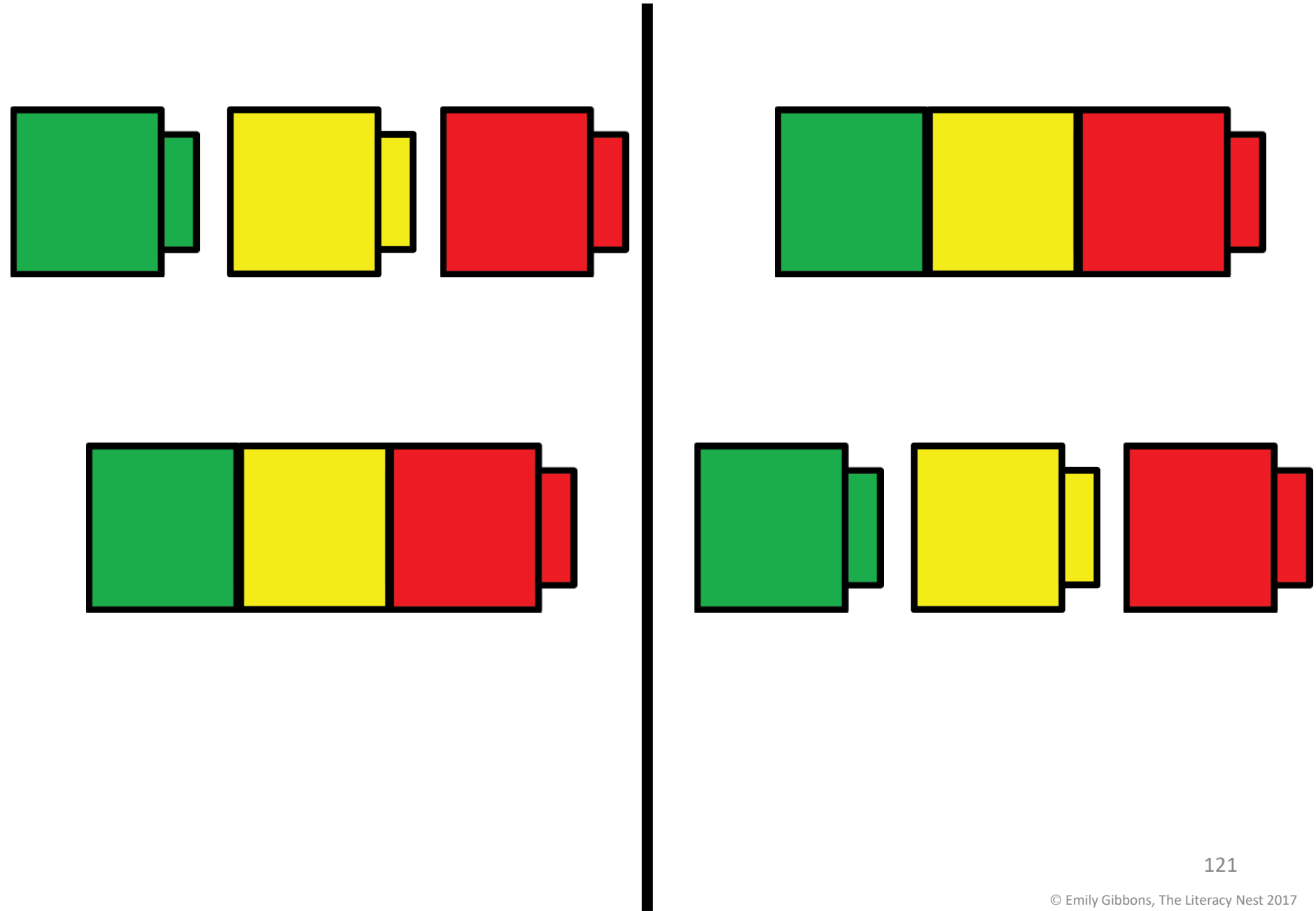
Directions: Cut out three strips and fold on the dashed lines (accordion style). Cut out the three circles. Glue one end of one accordion folded strip to the back of each colored circle. Arrange the circles horizontally in this order: green, yellow, and green. Glue the opposite end of the accordion folded strip to a piece of cardstock.




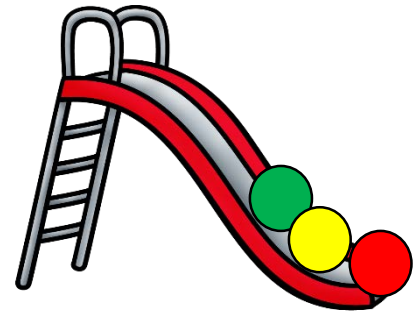
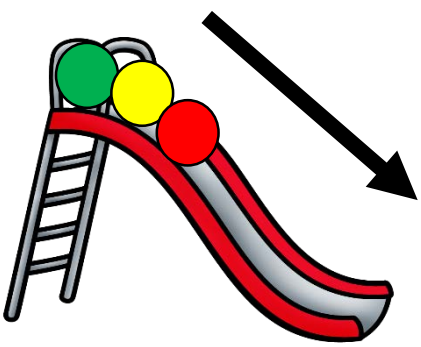
# PONY SLIDE





# SNAP IT: PHONEME MANIPULATION









# SLIDE IT: PHONEME MANIPULATION



# LINK IT: PHONEME MANIPULATION





# WHERE IS IT?






# TAKE IT OUT





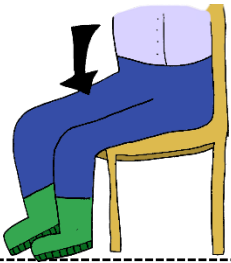
Teacher:

- Blend these sounds together to make a word.
- /h/ + /e/ + /m/ (hem)




Teacher:

- Blend these sounds together to make a word.
- /r/ + /o/ + /k/ (rock)




Teacher:

- Blend these sounds together to make a word.
- /l/ + /a/ + /p/ (lap)



Teacher:

- Blend these sounds together to make a word.
- /d/ + /i/ + /g/ (dig)



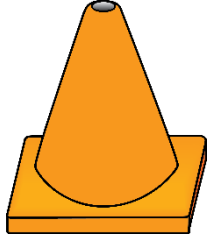
Teacher:

- Blend these sounds together to make a word.
- /s/ + /u/ + /n/ (sun)



Teacher:

- Blend these sounds together to make a word.
- /r/ + /ā/ + /n/ (rain)




Teacher:

- Blend these sounds together to make a word.
- /k/ + /ō/ + /n/ (cone)



Teacher:

- Blend these sounds together to make a word.
- /f/ + /ē/ + /t/ (feet)



Teacher:

- Blend these sounds together to make a word.
- /m/ + /ā/ + /l/ (mule)



Teacher:

- Blend these sounds together to make a word.
- /t/ + /ī/ + /m/ (time)



Teacher:

- Say jog.
- Say /u/ instead of /o/.
- What is the word now? jug



Teacher:

- Say wet.
- Say /a/ instead of /e/.
- What is the word now? wag



Teacher:

- Say log.
- Say /e/ instead of /o/.
- What is the word now? leg



Teacher:

- Say cup.
- Say /a/ instead of /u/.
- What is the word now? cap




Teacher:


- Say sat.
- Say /i/ instead of /a/.
- What is the word now?




- Teacher:
- Say wash.
  - Say /i/ instead of /o/.
  - What is the word now? wish



- Teacher:
- Say dive.
  - Say /o/ instead of /i/.
  - What is the word now? dive



- Teacher:
- Say chip.
  - Say /o/ instead of /i/.
  - What is the word now? chop



- Teacher:
- Say ball
  - Say /ō/ instead of /ö/.
  - What is the word now? bowl



- Teacher:
- Say phone.
  - Say /t/ instead of /ō/.
  - What is the word now? fine

# STAMP- IT (PHONEME MANIPULATION)



--	--	--

--	--	--

--	--	--

--	--	--

--	--	--

--	--	--

# SWITCHEROO INITIAL, MEDIAL, FINAL



--	--	--

# **ADVANCED PHONEMIC AWARENESS SUPPLEMENTAL ACTIVITIES**





# STAMP- IT (PHONEME MANIPULATION) ★



--	--	--	--

--	--	--	--

--	--	--	--

--	--	--	--

--	--	--	--

--	--	--	--

# STAMP- IT (PHONEME MANIPULATION) ★



--	--	--	--	--

--	--	--	--	--

--	--	--	--	--

--	--	--	--	--

--	--	--	--	--

--	--	--	--	--

# SWITCHEROO

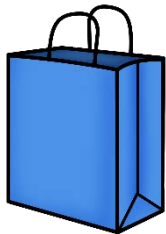


--	--	--	--

# SWITCHEROO



--	--	--	--	--



Teacher:

- Say tote.
- Say /z/ instead of /t/.
- What is the word now? toes




Teacher:

- Say beach.
- Say /f/ instead of /ch/.
- What is the word now? beef



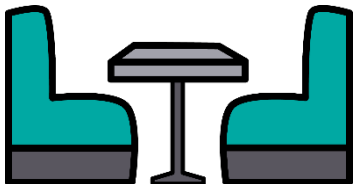
Teacher:

- Say ouch.
- Say /t/ instead of /ch/.
- What is the word now? out



Teacher:

- Say leash.
- Say /d/ instead of /sh/.
- What is the word now? lead

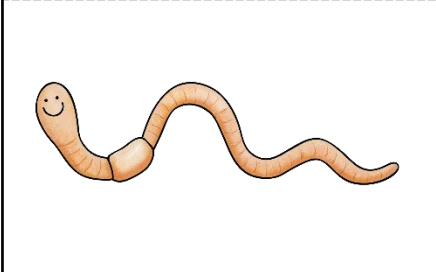


Teacher:


- Say booth.
- Say /m/ instead of /th/.
- What is the word now? boom



- Teacher:
- Say burst.
  - Say /n/ instead of /st/.
  - What is the word now? burn



- Teacher:
- Say worm.
  - Say /th/ instead of /m/.
  - What is the word now? worth



- Teacher:
- Say roost.
  - Say /l/ instead of /st/.
  - What is the word now? rule



- Teacher:
- Say spend.
  - Say /l/ instead of /nd/.
  - What is the word now? spell




- Teacher:
- Say stall.
  - Say /mp/ instead of /l/.
  - What is the word now? stomp



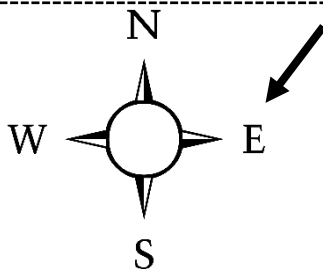
- Teacher:
- Say cold.
  - Say /t/ instead of /d/.
  - What is the word now? colt



- Teacher:
- Say friend.
  - Say /ch/ instead of /d/.
  - What is the word now? French



- Teacher:
- Say grasp.
  - Say /d/ instead of /sp/.
  - What is the word now? grad


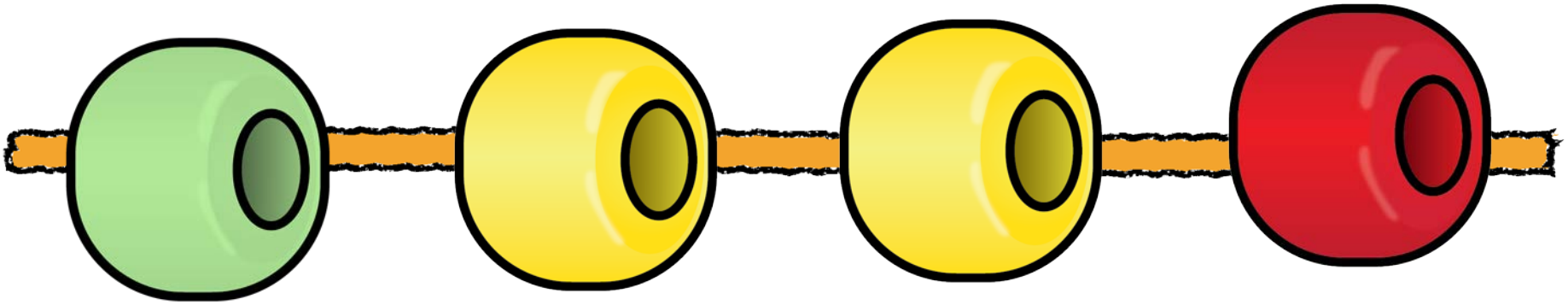


- Teacher:
- Say east.
  - Say /l/ instead of /st/.
  - What is the word now? eel



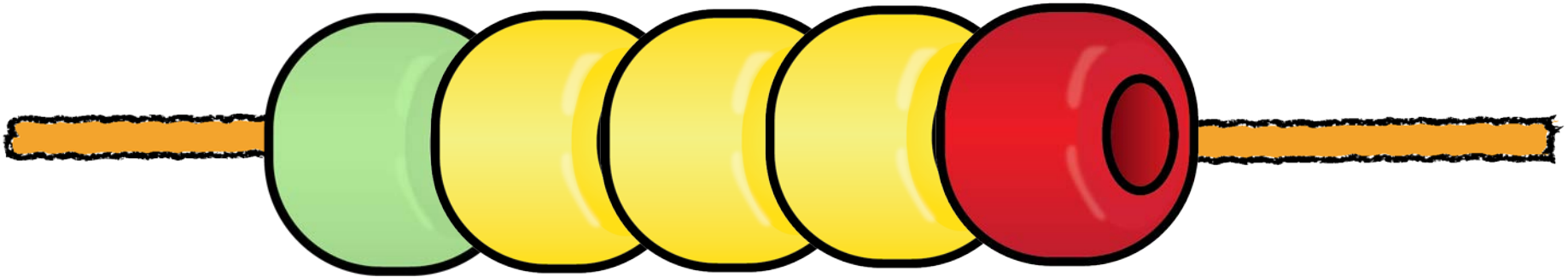
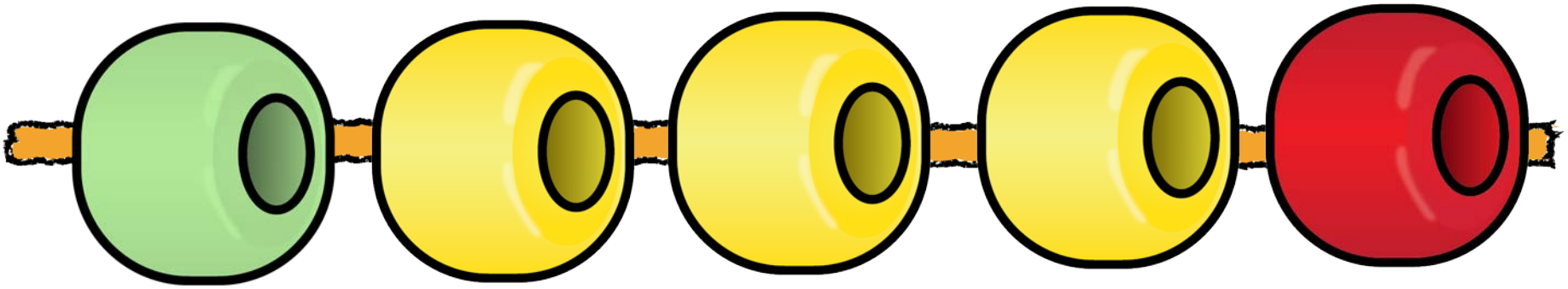
- Teacher:
- Say haunt.
  - Say /l/ instead of /n/.
  - What is the word now? halt

# PONY SLIDE

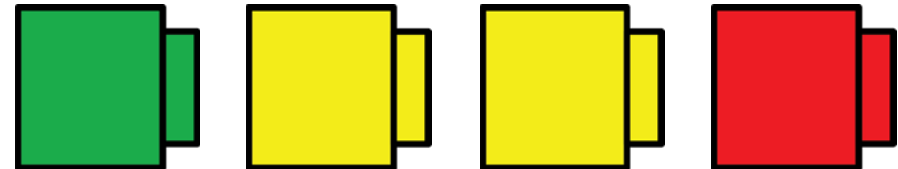

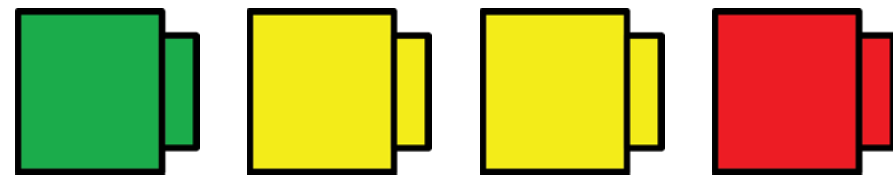







# PONY SLIDE




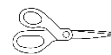


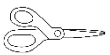
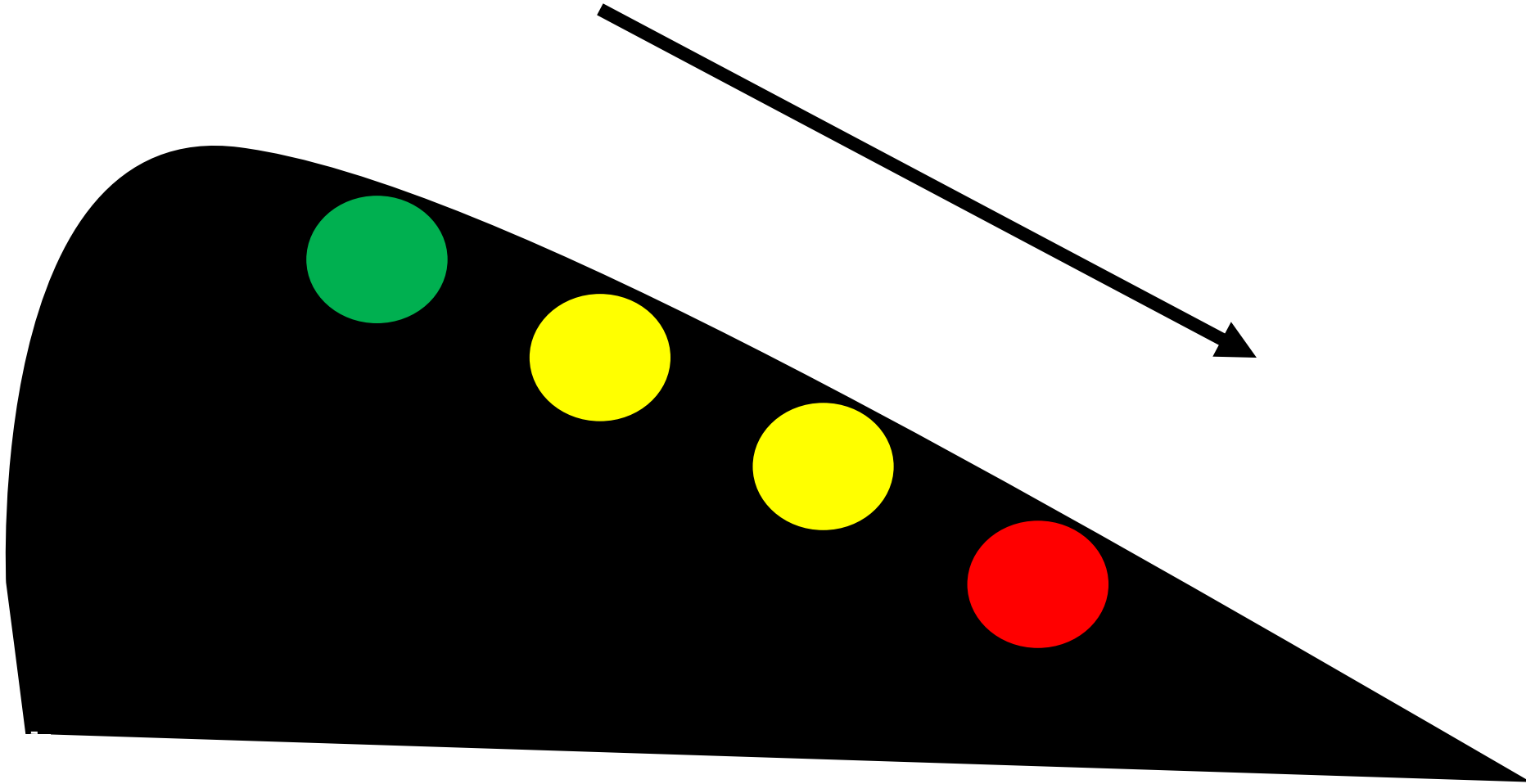
# SNAP IT: PHONEME MANIPULATION




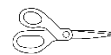


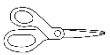
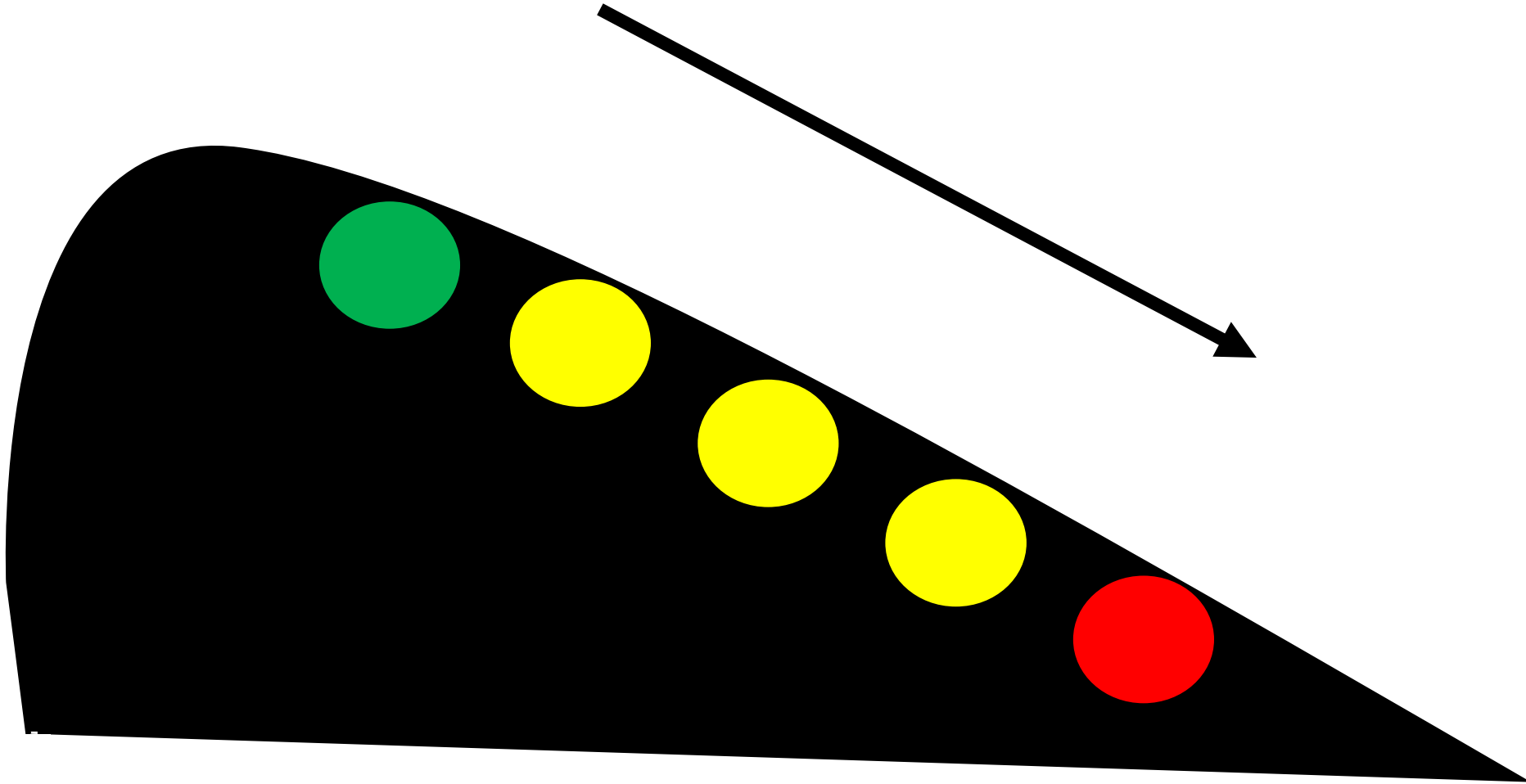
# SNAP IT: PHONEME MANIPULATION



# SKATE RAMP: PHONEME MANIPULATION



# SKATE RAMP: PHONEME MANIPULATION




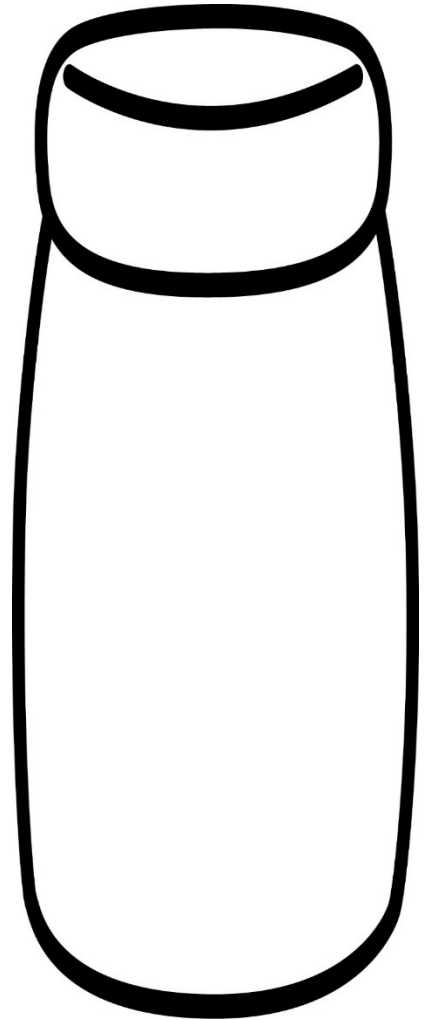






# LINK IT: PHONEME MANIPULATION



# LINK IT: PHONEME MANIPULATION













# WHERE IS IT?

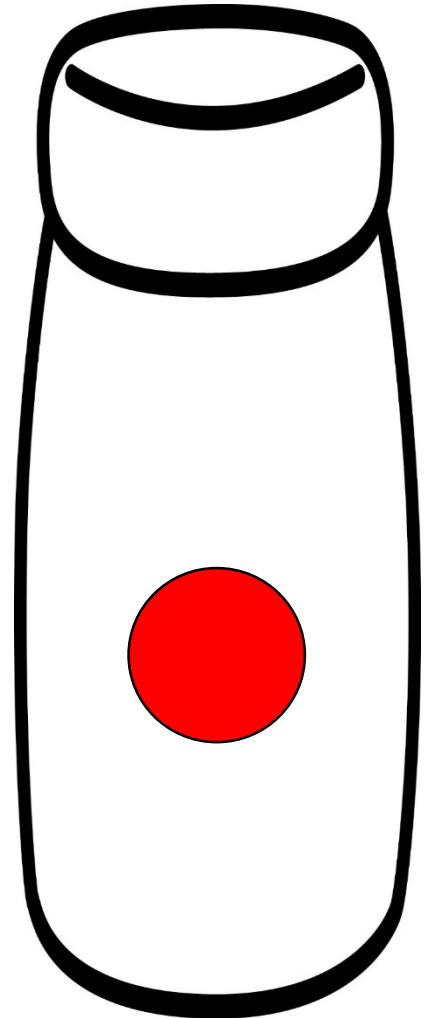
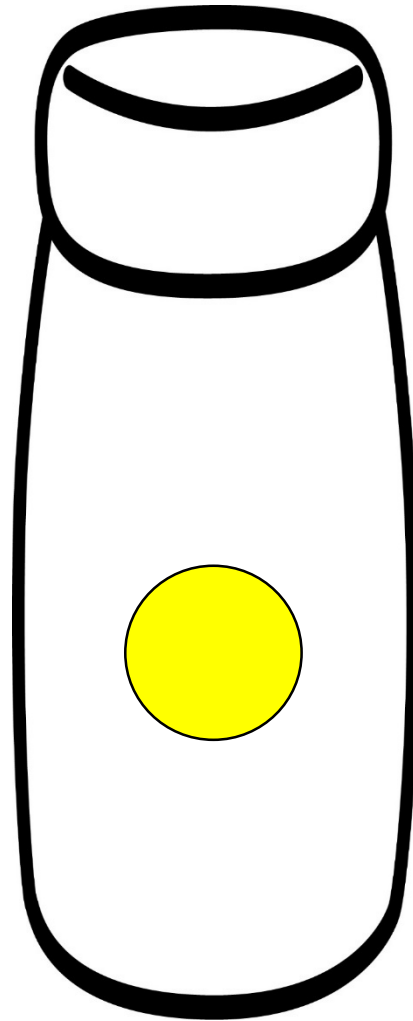
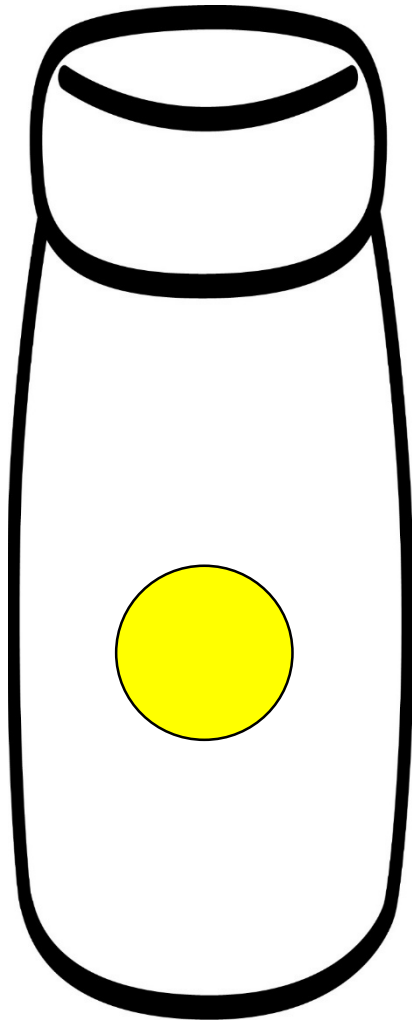
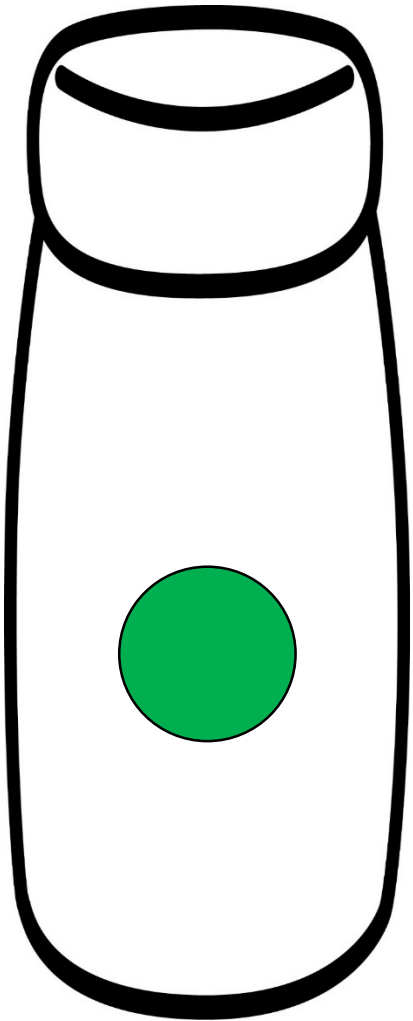





# WHERE IS IT?



# TAKE IT OUT



# TAKE IT OUT



Credits: My products are made possible by the following fabulous artists!



[Fifth in the Middle](#)

[Fonts 4 Teachers](#)

This product and all of its contents is for educational purposes only, and is not for resale or redistribution in any form. Not to be uploaded to any share site, including Amazon Inspire. It was purchased and/or downloaded for a single user, therefore may not be distributed without purchasing an additional user license available in my store. Please contact me, the seller for additional license information.

Emily Gibbons, The Literacy Nest LLC © 2017

ALL RIGHTS RESERVED

<https://www.teacherspayteachers.com/Store/Emily-Gibbons-The-Literacy-Nest>

© Emily Gibbons, The Literacy Nest 2017

