

How to Print Double Sided

1. Open the the PDF you want to print in Adobe Acrobat DC. We do not recommend using another application and our instructions are specific to Adobe Acrobat DC. You can get the free version here <https://get.adobe.com/reader/>
2. To open the print dialog select “**File**”, then “**Print**”.
3. Make sure it's set to print **at “Actual size” (or 100% scaling)**. Do not select “Fit to page” or “Fit”.
4. Select “**Landscape**” orientation. This is optional but may help prevent certain printing errors.
5. Check the option called “**Print both sides of paper**”.
6. To continue, check the option called “**Flip on short edge**”.
7. Click the “**Print**” option.

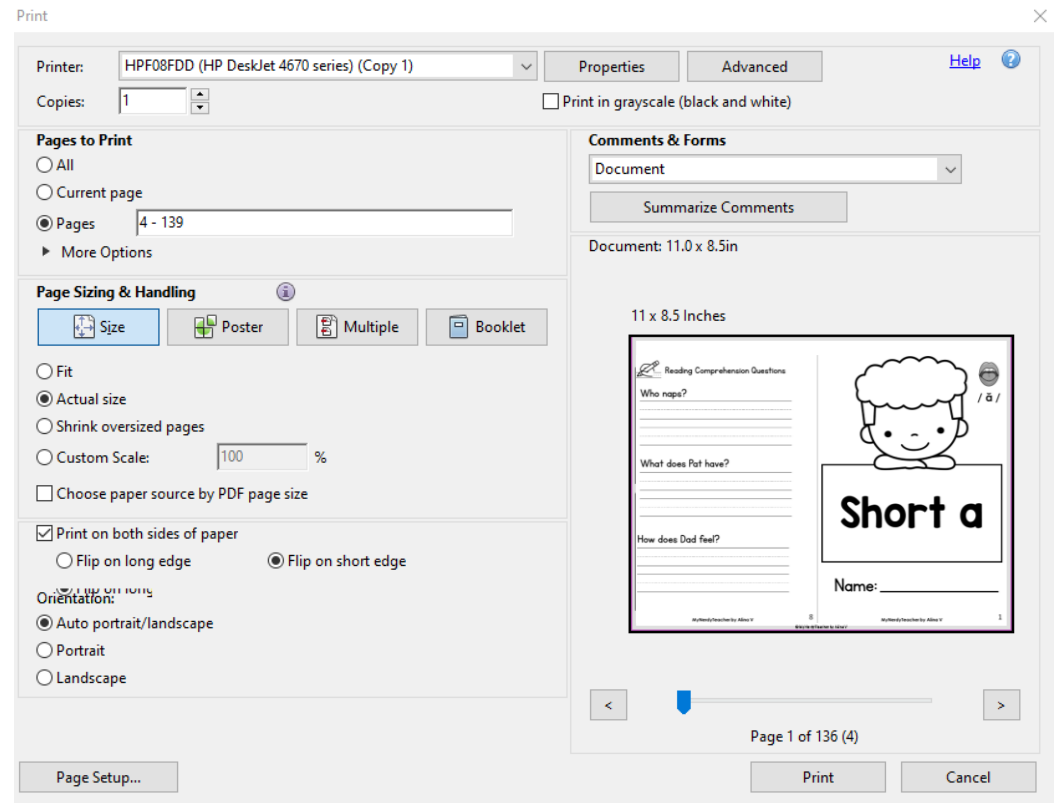


Table of Contents + Answer Key

Phonics Skill	Answer Key Sound Boxes	Page
Short a	cab, bat, cat	3
Short i	dip, win, rim	7
Short e	pet, leg, web	11
Short o	rob, mop, dot	15
Short u	bus, cut, rug	19
Floss Rule	dress, bull, cuff	23
Digraphs - ck	neck, pack, rock	27
Digraphs - sh	ship, shop, dish	31
Digraphs - th	bath, that, moth	35
Digraphs - ch	chip, chop, chin	39
Digraphs – ph, wh	dolphin, graph, phone	43
L Blends	glass, plum, clip	47
R Blends	crab, drum, frog	51
S Blends	sled, swim, scan	55
Ending Blends	list, gift, desk	59
nk / ng	king, mink, ring	63
tripe blends	scrub, splat, strum	67

Phonics Skill	Answer Key Sound Boxes	Page
mixed blends	chest, raft, bench	71
a_e	plate, shake, cake	75
i_e	hike, kite, time	79
o_e	robe, rope, tote	83
e_e	here, these, theme	87
u_e	flute, tube, cure	91
soft c & soft g	cent, ger, mice	95
ai / ay	play, clay, mail	99
ee / ea	sleep, peak, beach	103
oa /ow	boat, snow, goat	107
oo	pool, book, cook	111
ou / ow	round, how, loud	115
oi / oy	coin, soy, foil	119
au / aw	saw, haunt, launch	123
or	fork, thorn, horn	127
ar	park, star, dark	131
er / ir / ur	curl, bird, skirt	135
ed	voted, played, liked	139




Reading Comprehension Questions

Who naps?

What does Pat have?

How does Dad feel?



/ ă /

Short a

Name: _____



Sound drills.

m	o	a	r	f	a
---	---	---	---	---	---

a	P	c	T	a	B
---	---	---	---	---	---




Blend and segment the word.
Color the matching picture.

<p>m a p</p>	
<p>l a b</p>	
<p>n a p</p>	




Illustrate the story.



Find and write all the short a words from the story.



<hr/> <hr/> <hr/> <hr/> <hr/> <hr/> <hr/> <hr/> <hr/> <hr/>	<hr/> <hr/> <hr/> <hr/> <hr/> <hr/> <hr/> <hr/> <hr/> <hr/>
---	---
















Read the story. Color a star each time you read the story.

Dad and Pat

Dad naps. Pat has a pan.
Pat can tap. Tap, tap, tap.
No Pat! Dad is mad.



 Say it.	 Tap it.	 Map it.	 Write it.
			
			
			
			
			
			



Read the sentences.
Highlight the short a words.

Sam has a tan cat.

• • • • •

Dad ran and ran.

• • • •

Dan's cat sat on a hat.

• • • • • •

Dan's cat sat on a map.

• • • • • •

The rat is on the hat.

• • • • • •



Decodable words.

dad

can

Pat

tap

nap

mad

naps

no

pan



Sight words.

and

has

a

can

mad




Reading Comprehension Questions

How old is Sid?

What does Sid have?

Where did the pig fit?



/ ĭ /

Short i

Name: _____



Sound drills.

i	t	d	g	i	n
---	---	---	---	---	---

W	I	S	x	i	b
---	---	---	---	---	---




Blend and segment the word.
Color the matching picture.

<p>b i b</p>	
<p>k i d</p>	
<p>m i x</p>	



Illustrate the story.



Find and write all the short i words from the story.

<hr/> <hr/> <hr/> <hr/> <hr/> <hr/> <hr/> <hr/> <hr/> <hr/>	<hr/> <hr/> <hr/> <hr/> <hr/> <hr/> <hr/> <hr/> <hr/> <hr/>
---	---




Read the story. Color a star each time you read the story.

Can it fit?

Sid is six. He has a big pig.

Can the pig fit in a tin bin? No, he hid the pig in the pit. Can the pig fit?

Yes, it did!



Say it.



Tap it.



Map it.



Write it.



--	--	--





--	--	--





--	--	--





Read the sentences.
Highlight the short i words.

Pip is a big pig.



The pig can dig.



The bin is big.



Pip can fix and mix.



Pip is six. Pip can sit.



Decodable words.

Sid

pig

hid

six

fit

pit

big

in

pig

tin

can

bin



Sight words.

is

no

he

yes

has

it

the

did

a




Reading Comprehension Questions

What pet does Meg have?

Where will Meg go?

What color is the van?



/ ă /

Short e

Name: _____



Sound drills.

b	e	n	d	e	!
---	---	---	---	---	---

D	E	D	e	u	M
---	---	---	---	---	---



Blend and segment the word.
Color the matching picture.

<p>r e d</p>	
<p>p e g</p>	
<p>d e n</p>	



Illustrate the story.



Find and write all the short e words from the story.



<hr/> <hr/> <hr/> <hr/> <hr/> <hr/> <hr/> <hr/> <hr/> <hr/>	<hr/> <hr/> <hr/> <hr/> <hr/> <hr/> <hr/> <hr/> <hr/> <hr/>
---	---



Read the story. Color a star each time you read the story.

Meg's Cat

Meg has a pet cat.
Meg fed the cat. She is
set to go to the vet.
She will get in the van
with the pet cat.
The van is red.



Say it.




Tap it.



Map it.




Write it.



--	--	--



--	--	--



--	--	--



Read the sentences.
Highlight the short e words.

The hen is red.



Meg can see a web.



Ben is in bed.



Dad is in the den.



The cat is wet.



Decodable words.

Meg set

pet vet

cat get

Meg van

fed red



Sight words.

has to

a go

the will

she in

is with




Reading Comprehension Questions

Who is Mox with ?

What did Mox and Lon get ?

What did they get?



Short o

Name: _____



Sound drills.

o	s	o	v	g	a
---	---	---	---	---	---

c	C	O	M	P	o
---	---	---	---	---	---




Blend and segment the word.
Color the matching picture.

<p>p o t</p>	
<p>f o x</p>	
<p>m o m</p>	



Illustrate the story.



Find and write all the short o words from the story.



<hr/> <hr/> <hr/> <hr/> <hr/> <hr/> <hr/> <hr/> <hr/> <hr/>	<hr/> <hr/> <hr/> <hr/> <hr/> <hr/> <hr/> <hr/> <hr/> <hr/>
---	---







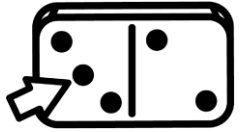


Read the story. Color a star each time you read the story.

Mox and Lon

Mox Hog is with Lon Fox.
They got a cod with a
rod. They got a pot for
the cod. The cod is hot.



 Say it.	 Tap it.	 Map it.	 Write it.															
		<table border="1"><tr><td></td><td></td><td></td></tr></table>				<table border="1"><tr><td></td><td></td><td></td></tr><tr><td colspan="3"><hr/></td></tr><tr><td colspan="3"><hr/></td></tr><tr><td colspan="3"><hr/></td></tr></table>				<hr/>			<hr/>			<hr/>		
<hr/>																		
<hr/>																		
<hr/>																		
		<table border="1"><tr><td></td><td></td><td></td></tr></table>				<table border="1"><tr><td></td><td></td><td></td></tr><tr><td colspan="3"><hr/></td></tr><tr><td colspan="3"><hr/></td></tr><tr><td colspan="3"><hr/></td></tr></table>				<hr/>			<hr/>			<hr/>		
<hr/>																		
<hr/>																		
<hr/>																		
		<table border="1"><tr><td></td><td></td><td></td></tr></table>				<table border="1"><tr><td></td><td></td><td></td></tr><tr><td colspan="3"><hr/></td></tr><tr><td colspan="3"><hr/></td></tr><tr><td colspan="3"><hr/></td></tr></table>				<hr/>			<hr/>			<hr/>		
<hr/>																		
<hr/>																		
<hr/>																		



Read the sentences.
Highlight the short o words.

Is a dot big?

The pot is hot.

Did you see the ox?

The fox is on the top.

Don got the mop.



Decodable words.

Mox cod

Hog rod

Lon pot

Fox hot

got

👁👁 Sight words.

and for

is the

with

they

a



Reading Comprehension Questions

What pet do I have?


Handwriting practice lines for the question 'What pet do I have?'.

What do I do with my pug?

Handwriting practice lines for the question 'What do I do with my pug?'.

Why did the pug get in the tub?

Handwriting practice lines for the question 'Why did the pug get in the tub?'.



/ ʊ /

Short u

Name: _____



Sound drills.

u	k	u	s	z	b
---	---	---	---	---	---

s	U	G	U	j	N
---	---	---	---	---	---




Blend and segment the word.
Color the matching picture.

<p>c u b</p>	
<p>n u n</p>	
<p>d u g</p>	



Illustrate the story.



Find and write all the short u words from the story.

<hr/> <hr/> <hr/> <hr/> <hr/> <hr/> <hr/> <hr/> <hr/> <hr/>	<hr/> <hr/> <hr/> <hr/> <hr/> <hr/> <hr/> <hr/> <hr/> <hr/>
---	---





Read the story. Color a star each time you read the story.

My Pet Pug

I have a pet pup. It is a pug. We run and have fun. Run, run, run! The pup is in the mud. The pup will get in the tub. Rub, rub, rub!

rub!



Say it.



Tap it.



Map it.



Write it.



--	--	--



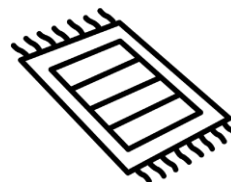
--	--	--



--	--	--



--	--	--



--	--	--



--	--	--



Read the sentences.
Highlight the short u words.

I like to hug my mom.

• • • • •

A bug is in the tub.

• • • • •

I have a jug.

• • • •

We had fun on the bus.

• • • • •

I can run in the sun.

• • • • •



Decodable words.

pet

get

pug

tub

run

rub

fun

mud



Sight words.

my

is

will

I

we

have

and

a

the

it

in



Reading Comprehension Questions

Who is ill?

What did Bess get?

Does Tess like the doll?



Floss Rule

Name: _____



Sound drills.

zz	ff	r	ll	ss	m
----	----	---	----	----	---

H	T	N	Z	m	z
---	---	---	---	---	---




Blend and segment the word.
Color the matching picture.

<p>f u ss</p>	
<p>w e ll</p>	
<p>p u ff</p>	



Illustrate the story.



Find and write all the flossy words from the story.

<hr/> <hr/> <hr/> <hr/> <hr/> <hr/> <hr/> <hr/> <hr/> <hr/>	<hr/> <hr/> <hr/> <hr/> <hr/> <hr/> <hr/> <hr/> <hr/> <hr/>
---	---



Read the story. Color a star each time you read the story.

The Doll


Tess is not well. Tess is ill.

Tess is not in class.

Bess got a doll for Tess.

Will Tess like the doll?

Yes, yes, yes!



Say it.



Tap it.




Map it.




Write it.



--	--	--	--



--	--	--



--	--	--



Read the sentences.
Highlight the ff, ll, ss, zz
words.

Bess has a dress.

• • • •

Jess gives mom a kiss.

• • • • •

Jill will go up the hill.

• • • • • •

Ross has a brass drum.

• • • • •

Bess sat on the moss.

• • • • •



Decodable words.

doll

Bess

Tess

got

well

doll

ill

Tess

class

will



Sight words.

the

for

is

like

not

yes

in

a




Reading Comprehension Questions

What does Jack pack?

Where will Jack sit?

Where are the ducks?



ck

Name: _____



Sound drills.

k	d	ck	o	s	ck
---	---	----	---	---	----

Z	e	t	T	w	V
---	---	---	---	---	---




Blend and segment the word.
Color the matching picture.

<p>b a ck</p>	
<p>d u ck</p>	
<p>m u ck</p>	



Illustrate the story.



Find and write all the words
with -ck from the story.


<hr/> <hr/> <hr/> <hr/> <hr/> <hr/> <hr/> <hr/> <hr/> <hr/>	<hr/> <hr/> <hr/> <hr/> <hr/> <hr/> <hr/> <hr/> <hr/> <hr/>
---	---



Read the story. Color a star each time you read the story.

Ducks by the Dock

Jack will pack a tan sack.
He will sit in the back of
the bus. He will see the
ducks. The ducks are by
the dock. Quack, quack,
quack!



Say it.



Tap it.



Map it.



Write it.



--	--	--

--	--	--



--	--	--

--	--	--



--	--	--

--	--	--



Read the sentences.
Highlight the -ck words.

I have a big sack.

• • • • •

Rick is sick.

• • •

We will go to the dock.

• • • • •

Can ducks quack?

• • •

Jack is quick.

• • •



Decodable words.

ducks tan quack

dock sack

Jack sit

will back

pack bus



Sight words.

by of

the see

a are

he

in




Reading Comprehension Questions

Where will Shep go?

What will Shep get?

Did he get fish at the end?



sh

Name: _____



Sound drills.

f	sh	t	ck	g	sh
---	----	---	----	---	----

G	I	h	sh	L	V
---	---	---	----	---	---




Blend and segment the word.
Color the matching picture.

<p>d a sh</p>	
<p>sh e d</p>	
<p>m a sh</p>	



Illustrate the story.



Find and write all the sh words from the story.

<hr/> <hr/> <hr/> <hr/> <hr/> <hr/> <hr/> <hr/> <hr/> <hr/>	<hr/> <hr/> <hr/> <hr/> <hr/> <hr/> <hr/> <hr/> <hr/> <hr/>
---	---










Read the story. Color a star each time you read the story.

At the Shop

Shep will rush to the shop.

He got lots of cash. He will run and dash. He will get fish. The shop has no fish. The fish is still on the ship



 Say it.	 Tap it.	 Map it.	 Write it.															
		<table border="1"><tr><td></td><td></td><td></td></tr></table>				<table border="1"><tr><td></td><td></td><td></td></tr><tr><td colspan="3"><hr/></td></tr><tr><td colspan="3"><hr/></td></tr><tr><td colspan="3"><hr/></td></tr></table>				<hr/>			<hr/>			<hr/>		
<hr/>																		
<hr/>																		
<hr/>																		
		<table border="1"><tr><td></td><td></td><td></td></tr></table>				<table border="1"><tr><td></td><td></td><td></td></tr><tr><td colspan="3"><hr/></td></tr><tr><td colspan="3"><hr/></td></tr><tr><td colspan="3"><hr/></td></tr></table>				<hr/>			<hr/>			<hr/>		
<hr/>																		
<hr/>																		
<hr/>																		
		<table border="1"><tr><td></td><td></td><td></td></tr></table>				<table border="1"><tr><td></td><td></td><td></td></tr><tr><td colspan="3"><hr/></td></tr><tr><td colspan="3"><hr/></td></tr><tr><td colspan="3"><hr/></td></tr></table>				<hr/>			<hr/>			<hr/>		
<hr/>																		
<hr/>																		
<hr/>																		




Read the sentences.
Highlight the sh words.

The ship is big.



Mom will go to the shop.



Do you like fish?



I have many shells.



The fish are in the dish.



Decodable words.

Shep

cash

has

shop

run

still

rush

dash

ship

got

get

lots

fish



Sight words.

at

of

the

and

will

no

to

on

he




Reading Comprehension Questions

What pet do Seth and Beth have?

Where will they play?

What do they do last?



th

th

Name: _____















Sound drills.

o	sh	th	ck	th	s
---	----	----	----	----	---

Z	v	n	H	d	V
---	---	---	---	---	---




Blend and segment the word.
Color the matching picture.

<p>m a th</p> <p>_____→</p>	   
<p>th i n</p> <p>_____→</p>	   
<p>w i th</p> <p>_____→</p>	   




Illustrate the story.



Find and write all the th words from the story.

<p>_____</p> <p>_____</p> <p>_____</p> <p>_____</p> <p>_____</p> <p>_____</p> <p>_____</p> <p>_____</p> <p>_____</p>	<p>_____</p> <p>_____</p> <p>_____</p> <p>_____</p> <p>_____</p> <p>_____</p> <p>_____</p> <p>_____</p> <p>_____</p>
--	--



Read the story. Color a star each time you read the story.


On the Path

Is that dog for Seth and Beth? Yes, it is for them.

They will play with it.

They will play on the path.


Then, they will give the dog a bath.



Say it.



Tap it.




Map it.




Write it.



--	--	--



--	--	--



--	--	--



Read the sentences.
Highlight the th words.

This hat is for dad.



Seth is on the path.



I give my dog a bath.



Do you like math?



This is a moth.



Decodable words.

path

that

then

Seth

dog

bath

Beth

them

and

they

dog

path



Sight words.

on

it

a

the

will

is

play

for

with

yes

give



Reading Comprehension Questions

Who does Chad chat with?

What do Chad and Dad eat?

Did Chad and Dad have a good time?



ch

ch

Name: _____













Sound drills.

ch	sh	o	ch	ck	j
----	----	---	----	----	---

I	w	S	M	n	Ch
---	---	---	---	---	----



Blend and segment the word.
Color the matching picture.

<p>ch a t</p> <p>_____→</p>	  
<p>ch i t</p> <p>_____→</p>	  
<p>r i ch</p> <p>_____→</p>	   



Illustrate the story.



Find and write all the ch words from the story.

<p>_____</p> <p>_____</p> <p>_____</p> <p>_____</p> <p>_____</p> <p>_____</p> <p>_____</p> <p>_____</p> <p>_____</p>	<p>_____</p> <p>_____</p> <p>_____</p> <p>_____</p> <p>_____</p> <p>_____</p> <p>_____</p> <p>_____</p> <p>_____</p>
--	--



Read the story. Color a star each time you read the story.

Fun with Dad



Chad is a chap.














He has a chat with dad.

They have chips and dip.

Then, they play catch.

They have such fun!



 Say it.	 Tap it.	 Map it.	 Write it.
 	 _____ _____ _____		
 	 _____ _____ _____		
 	 _____ _____ _____		



Read the sentences.
Highlight the ch words.

Mom chops the nuts.

• • • •

The man is rich.

• • • •

How much is this?

• • • •

Sam and Dan chat.

• • • •

Dad rubs his chin.

• • • •



Decodable words.

fun

dad

dad

chips

Chad

dip

chap

catch

chat

such



Sight words.

with

a

they

is

they

play

a

have

he

and

has

then




Reading Comprehension Questions

Who will come?

What does Jill make for Phil?

Does Jill like eggs?



ph, wh

Name: _____



Sound drills.

ck	k	ph	f	ph	sh
----	---	----	---	----	----

b	C	Ph	k	U	G
---	---	----	---	---	---

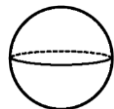


Blend and segment the word.
Color the matching picture.

ph o t o



s ph e re



g r a ph




Illustrate the story.



Find and write all the ph words from the story.

<hr/> <hr/> <hr/> <hr/> <hr/> <hr/> <hr/> <hr/> <hr/> <hr/>	<hr/> <hr/> <hr/> <hr/> <hr/> <hr/> <hr/> <hr/> <hr/> <hr/>
---	---










Read the story. Color a star each time you read the story.

Eggs with Phil

When will Phil come?
I will get the whisk.
We will whip the eggs.
I love eggs.
I will take a big whiff!



 Say it.	 Tap it.	 Map it.	 Write it.												
	● ● ● ● ● ●	<table border="1"><tr><td></td><td></td><td></td><td></td><td></td><td></td></tr></table>							<table border="1"><tr><td></td><td></td><td></td><td></td><td></td><td></td></tr></table>						
	● ● ● ●	<table border="1"><tr><td></td><td></td><td></td><td></td></tr></table>					<table border="1"><tr><td></td><td></td><td></td><td></td></tr></table>								
	● ● ●	<table border="1"><tr><td></td><td></td><td></td></tr></table>				<table border="1"><tr><td></td><td></td><td></td></tr></table>									



Read the sentences.
Highlight the ph words.

Phil likes to play.

• • • •

When will we go?

• • • •

I will whip the eggs.

• • • • •

Jeff is a math whiz.

• • • • •

We will make a graph.

• • • • •



Decodable words.

Phil

big

when

whiff

get

whisk

whip



Sight words.

will

we

a

come

the

with

eggs

I

love

will

take




Reading Comprehension Questions

How does Clem feel?

What does Clem play with?

What does Clem add on top of the blocks?



l

L

Blends

Name: _____



Sound drills.

b	a	c	g	p	f
---	---	---	---	---	---

C	R	b	D	T	G
---	---	---	---	---	---




Blend and segment the word.
Color the matching picture.

<p>b l e d</p>	
<p>c l a m</p>	
<p>f l a g</p>	



Illustrate the story.



Find and write all the l blend words from the story.



<hr/> <hr/> <hr/> <hr/> <hr/> <hr/> <hr/> <hr/> <hr/> <hr/>	<hr/> <hr/> <hr/> <hr/> <hr/> <hr/> <hr/> <hr/> <hr/> <hr/>
---	---



Read the story. Color a star each time you read the story.

Clem's Blocks

Clem is glad. He has
blocks. Clip, clop, clip. He
plays with the blocks and
adds a flag on top.
The flag can flap and flip.



Say it.



Tap it.



Map it.



Write it.



--	--	--	--

--	--	--	--



--	--	--	--

--	--	--	--



--	--	--	--

--	--	--	--



Read the sentences.
Highlight the L Blend words.

We have a math club.



The flag can flap.



I have blocks.



We clap for Clem.



Look at Clem's sled.



Decodable words.

Clem flag flip

blocks on

glad top

clip can

clop flap



Sight words.

is the

he add

has a

play and

with




Reading Comprehension Questions

Where is Brad?

Who will Brad see?

What did Brad get for Gram?



r

R

Blends

Name: _____



Sound drills.

fr	tr	u	cr	t	pr
----	----	---	----	---	----

s	Gr	Br	k	Z	Dr
---	----	----	---	---	----




Blend and segment the word.
Color the matching picture.

<p>b r i m</p>	
<p>c r i b</p>	
<p>d r o p</p>	



Illustrate the story.



Find and write all the r blend words from the story.

<hr/> <hr/> <hr/> <hr/> <hr/> <hr/> <hr/> <hr/> <hr/> <hr/>	<hr/> <hr/> <hr/> <hr/> <hr/> <hr/> <hr/> <hr/> <hr/> <hr/>
---	---





Read the story. Color a star each time you read the story.

Brad and Gram

Brad is on the track.

Brad will see Gram.

He got Gram a dress and a drum. He will not drop the dress. Gram will grin when she sees the dress and drum.



Say it.




Tap it.



Map it.



Write it.



--	--	--	--




--	--	--	--



--	--	--	--



--	--	--	--



--	--	--	--



--	--	--	--



Read the sentences.
Highlight the r blend words.

My dog can do a trick.

• • • • •

Fran will go on a trip.

• • • • •

Fred has a pet frog.

• • • • •

Do you like my dress?

• • • • •

Greg has a big grin.

• • • • •



Decodable words.

Brad

grin

Gram

drop

track

when

dress

drum



Sight words.

and

see

not

is

he

she

on

got

the

a

will

and




Reading Comprehension Questions

Who is on the path?

What does Stan like to do?

Why do Stan and his dog stop?



S

Blends

Name: _____



Sound drills.

j	sw	sl	h	sk	m
---	----	----	---	----	---

st	k	v	Sp	o	O
----	---	---	----	---	---



Blend and segment the word.
Color the matching picture.

<p>s p i n</p>	
<p>s t e m</p>	
<p>s n a ck</p>	



Illustrate the story.



Find and write all the s blend words from the story.

<hr/> <hr/> <hr/> <hr/> <hr/> <hr/> <hr/> <hr/> <hr/> <hr/>	<hr/> <hr/> <hr/> <hr/> <hr/> <hr/> <hr/> <hr/> <hr/> <hr/>
---	---



Read the story. Color a star each time you read the story.

On the Path

Skip, skip, skip.

Stan is on the path with his dog. Stan can skip and spin.

His dog stops and sniffs.

It smells a snack. Stan stops with his dog for a snack.



Say it.



Tap it.



Map it.



Write it.



--	--	--	--



--	--	--	--



--	--	--	--



--	--	--	--



--	--	--	--



--	--	--	--



Read the sentences.
Highlight the s blend words.

I like to skip.

• • • •

We spell in class.

• • • •

My dog likes to sniff.

• • • • •

Can you swim?

• • •

Jen will get a snack.

• • • • •



Decodable words.

Path

sniffs

Skip

smells

Stan

snack

dog

stops



Sight words.

on

his

the

and

is

a

on

for

with




Reading Comprehension Questions

Who jumps on the pad?

What will Clint do next?

Is Clint slow or fast?



Ending Blends

Name: _____



Sound drills.


mp	sp	c	ct	nd	nt
----	----	---	----	----	----

f	sk	R	ft	lk	st
---	----	---	----	----	----




Blend and segment the word.
Color the matching picture.

ch i m p




b a n d



b e s t




Illustrate the story.



Find and write all the words with
ending blends from the story.

_____	_____
_____	_____
_____	_____
_____	_____
_____	_____
_____	_____
_____	_____
_____	_____
_____	_____
_____	_____












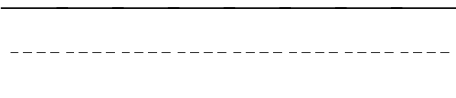



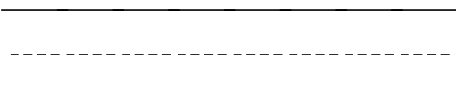



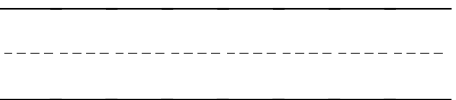
Read the story. Color a star each time you read the story.

Clint the Frog

Clint Frog has fun.

He will jump on the pad.
He will jump and hop in the pond. Next, he will jump on land. He can jump fast!



 Say it.	 Tap it.	 Map it.	 Write it.
 	 	 	 
 	 		



Read the sentences. Highlight
the words with ending blends.


Fran plays in the sand.



I have a gift for mom.



Did you make a list?



The frog is in the pond.



He can jump and bend.



Decodable words.

Clint pond

Frog land

fun

pad

hop



Sight words.

the

on

can

has

the

fast

he

and

will

in

jump

next




Reading Comprehension Questions

What does Ling get from her trunk

What happened to Ling's ring?

How do you think Ling feels at the end of the story?



nk/ng

Name: _____



Sound drills.

z	c	ng	g	d	nk
---	---	----	---	---	----

N	nk	D	U	ng	k
---	----	---	---	----	---




Blend and segment the word.
Color the matching picture.

<p>b a ng</p>	
<p>l i nk</p>	
<p>s i nk</p>	



Illustrate the story.



Find and write all the ng and nk words from the story.



<hr/> <hr/> <hr/> <hr/> <hr/> <hr/> <hr/> <hr/> <hr/> <hr/>	<hr/> <hr/> <hr/> <hr/> <hr/> <hr/> <hr/> <hr/> <hr/> <hr/>
---	---










Read the story. Color a star each time you read the story.

The Pink Ring

Ling gets up from her bunk.
She gets her pink ring from
the trunk. Bling, bling. Ling
goes to the sink. The ring fell
in the sink. Clink, plunk!



 Say it.	 Tap it.	 Map it.	 Write it.
		<div><div></div><div></div><div></div></div>	<div><div></div><div></div><div></div></div>
● ● ●			
		<div><div></div><div></div><div></div></div>	<div><div></div><div></div><div></div></div>
● ● ●			
		<div><div></div><div></div><div></div></div>	<div><div></div><div></div><div></div></div>
● ● ●			



Read the sentences.
Highlight the ng and nk
words.

Look at the ring.



Can you hear him sing?



The king likes the song.



Frank goes to the bank.



Hank had a big chunk.



Decodable words.

pink

up

fell

ring

bunk

in

Ling

trunk

clink

get

bling

gets

sink



Sight words.

the

from

from

goes

her

to

she

her




Reading Comprehension Questions

What did Fran get from her desk?

Where will she go?

What will she get from the stand?



Triple Blends

Name: _____



Sound drills.

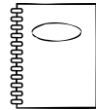
h	j	str	bl	o	scr
---	---	-----	----	---	-----

I	spr	I	spl	G	st
---	-----	---	-----	---	----



Blend and segment the word.
Color the matching picture.


s c r i p t




s p l i t s



s p r i n g




Illustrate the story.



Find and write all the words with
triple blends from the story.

_____	_____
_____	_____
_____	_____
_____	_____
_____	_____
_____	_____
_____	_____
_____	_____
_____	_____
_____	_____



Read the story. Color a star each time you read the story.

Fran's List

Fran went to her desk.
She got the list. She will run
to the stand. She will sprint
past the shrub. Fran will get
shrimp from the stand.



Say it.



Tap it.



Map it.




Write it.



--	--	--	--	--





--	--	--	--	--





--	--	--	--	--





Read the sentences. Highlight the words with triple blends.

I can do the splits.

• • • • •

Dan can run and sprint.

• • • • •

I will scrub in the tub.

• • • • •

Miss Bess is strict.

• • • •

Can you tell the dog to scam?

• • • • •



Decodable words.

Fran

sprint

desk

past

list

shrub

run

shrimp

stand

stand



Sight words.

went

the

to

will

her

get

she

from

got



Reading Comprehension Questions

Where is Ann?

What will Ann get?

Do you think Ann likes the camp?



Mixed Blends

Name: _____



Sound drills.

e	gl	b	sk	u	cl
---	----	---	----	---	----

S	fl	sk	P	st	H
---	----	----	---	----	---




Blend and segment the word.
Color the matching picture.

s t a m p



b e n d



d u s t



Illustrate the story.

--



Find and write all the words
with blends from the story.

--	--




Read the story. Color a star each time you read the story.

The Camp

Ann is at camp. The camp is past the pond.

The camp is grand. She must get a tent and a lamp. The camp is the best.



Say it.



Tap it.



Map it.



Write it.



--	--	--	--




--	--	--	--



--	--	--	--



--	--	--	--



--	--	--	--



--	--	--	--



Read the sentences. Highlight the words with blends.

This gift is the best.

• • • • •

The plant is on the desk.

• • • • •

Kent just had lunch.

• • • •

Fran will swing with Brad.

• • • • •

Greg jumps fast.

• • •



Decodable words.

camp tent

past lamp

pond best

grand

must



Sight words.

the get

is a

at

she

is



Reading Comprehension Questions


Who will Jake see?

Where will Jake and Tate go?

What will Jake bake?



/ ā /



a_e

Name: _____



Sound drills.

f	h	i	a	f	z
---	---	---	---	---	---

W	L	N	R	h	O
---	---	---	---	---	---




Blend and segment the word.
Color the matching picture.

<p>b a ke</p>	
<p>d a te</p>	
<p>r a ke</p>	



Illustrate the story.



Find and write all the long a words from the story.



<hr/> <hr/> <hr/> <hr/> <hr/> <hr/> <hr/> <hr/> <hr/> <hr/>	<hr/> <hr/> <hr/> <hr/> <hr/> <hr/> <hr/> <hr/> <hr/> <hr/>
---	---



Read the story. Color a star each time you read the story.

The Bake Sale

Jake wakes up. He will see Tate at the lake. The lake is safe. He will bake a date cake. Jake and Tate will have a bake sale.



Say it.



Tap it.



Map it.



Write it.



--	--	--	--





--	--	--





--	--	--





Read the sentences.
Highlight the long a words.

Tate is at the lake.



My pal likes cakes.



I am not late.



Open the gate.



Blake will make a cake.



Decodable words.

bake

lake

sale

safe

Jake

date

wake

cake

Tate



Sight words.

the

at

up

is

he

a

will

and

see

have





Reading Comprehension Questions

What time is it?

What will Jen do first?

Where will Jen go after the bike ride?



Name: _____









Sound drills.

j	n	v	j	k	a
---	---	---	---	---	---

v	Z	H	v	E	S
---	---	---	---	---	---




Blend and segment the word.
Color the matching picture.

h i de		
b i te		
l i ke		



Illustrate the story.



Find and write all the long i words from the story.


_____	_____
_____	_____
_____	_____
_____	_____
_____	_____
_____	_____
_____	_____
_____	_____
_____	_____
_____	_____



Read the story. Color a star each time you read the story.

The Bike Ride

It is nine. It is time to get up. Jen will ride her bike. Then, she will go up the hill for a hike. It will be a fun time.



Say it.



Tap it.



Map it.



Write it.



--	--	--




--	--	--



--	--	--



--	--	--



--	--	--



--	--	--



Read the sentences.
Highlight the long i words.

Mike will hide his bike.

• • • • •

Spike has a red kite.

• • • • •

What time is it?

• • • •

I ran nine miles.

• • • •

I have five dimes.

• • • •



Decodable words.

bike

Jen

fun

ride

Ride

time

nine

bike

time

hill

get

hike



Sight words.

the

will

she

it

go

be

is

for

to

a

up

then




Reading Comprehension Questions

What did Rose give her dog?

What did the dog do with the bone?

Where did they go at the end of the story?



/ ō /

o_e

Name: _____



Sound drills.

j	d	h	i	m	i
---	---	---	---	---	---

o	z	p	r	s	k
---	---	---	---	---	---




Blend and segment the word.
Color the matching picture.

<p>c o de</p>	
<p>d r o ve</p>	
<p>n o te</p>	




Illustrate the story.



Find and write all the long o words from the story.


<hr/> <hr/> <hr/> <hr/> <hr/> <hr/> <hr/> <hr/> <hr/> <hr/>	<hr/> <hr/> <hr/> <hr/> <hr/> <hr/> <hr/> <hr/> <hr/> <hr/>
---	---
















Read the story. Color a star each time you read the story.

The Pet Dog

Rose has a pet dog.
They play tug with a
rope. Rose gives her dog
a bone. Her dog digs a big
hole for the bone.
Then, they go home.



 Say it.	 Tap it.	 Map it.	 Write it.
 	 <hr/> <hr/> <hr/>		
 	 <hr/> <hr/> <hr/>		
 	 <hr/> <hr/> <hr/>		



Read the sentences.
Highlight the long o words.

I left the note at home.

• • • • •

My dog licks a bone.

• • • • •

Jone smells the red rose.

• • • • •

Don't step on the cone.

• • • • •

Jone has a pink robe.

• • • • •



Decodable words.

pet

give

digs

dog

gives

big

Rose

bone

hole

tug

dog

bone

rope

dig

home



Sight words.

the

with

they

has

her

go

a

her

they

for

play

then




Reading Comprehension Questions

Who is Pete's Pal?

What did Pete get for Steve?

How does Steve feel at the end ?



/ ē /

e_e

Name: _____



Sound drills.

!	s	e	v	c	u
---	---	---	---	---	---

r	c	L	P	C	h
---	---	---	---	---	---




Blend and segment the word.
Color the matching picture.

<p>h e re</p>	
<p>th e se</p>	
<p>th e me</p>	



Illustrate the story.



Find and write all the long e words from the story.

<hr/> <hr/> <hr/> <hr/> <hr/> <hr/> <hr/> <hr/> <hr/> <hr/>	<hr/> <hr/> <hr/> <hr/> <hr/> <hr/> <hr/> <hr/> <hr/> <hr/>
---	---
















Read the story. Color a star each time you read the story.

Gifts for Steve

Pete and Steve are pals.
These gifts are for Steve.
Come here, Steve! These
gifts are for you.



 Say it.	 Tap it.	 Map it.	 Write it.
 	 _____ _____ _____		
 	 _____ _____ _____		
 	 _____ _____ _____		



Read the sentences.
Highlight the long e words.

These are for you.



Eve is my pal.



Did you see Steve?



Here is my pen.



Do you like the theme?



Decodable words.

gift

gifts

Steve

come

Pete

here

pal

pals



Sight words.

for

and

are

these

you




Reading Comprehension Questions

What does Luke have?

What does Luke make in the dune?

What color is the flute?



/ ū /

u.e

Name: _____



Sound drills.

m	c	h	f	s	v
---	---	---	---	---	---

L	R	S	k	I	p
---	---	---	---	---	---




Blend and segment the word.
Color the matching picture.

<p>c u be</p>	
<p>c u te</p>	
<p>m u le</p>	




Illustrate the story.



Find and write all the long u words from the story.



<hr/> <hr/> <hr/> <hr/> <hr/> <hr/> <hr/> <hr/> <hr/> <hr/>	<hr/> <hr/> <hr/> <hr/> <hr/> <hr/> <hr/> <hr/> <hr/> <hr/>
---	---













Read the story. Color a star each time you read the story.

Luke's Flute

Luke has a flute. The flute is blue. He makes a tune in the sand dune.



 Say it.	 Tap it.	 Map it.	 Write it.								
		<table border="1"><tr><td></td><td></td><td></td><td></td></tr></table>					<table border="1"><tr><td></td><td></td><td></td><td></td></tr></table>				
			<table border="1"><tr><td></td><td></td><td></td><td></td></tr></table>								
		<table border="1"><tr><td></td><td></td><td></td></tr></table>				<table border="1"><tr><td></td><td></td><td></td></tr></table>					
			<table border="1"><tr><td></td><td></td><td></td></tr></table>								
		<table border="1"><tr><td></td><td></td><td></td></tr></table>				<table border="1"><tr><td></td><td></td><td></td></tr></table>					
			<table border="1"><tr><td></td><td></td><td></td></tr></table>								



Read the sentences.
Highlight the long u words.


My mule is cute.



Did you see the math
cube?



I like this tune.



We are at the sand dune.



Luke has a blue flute.



Decodable words.

Luke sand

flute dune

blue

makes

tune



Sight words.

has in

a

the

is

he




Reading Comprehension Questions

Where will Mudge go?

Does Mudge have five cents?

What will Mudge get?



**Soft c &
Soft g**

Name: _____



Sound drills.

v	ce	m	ge	t	g
---	----	---	----	---	---

o	v	ge	B	z	ce
---	---	----	---	---	----




Blend and segment the word.
Color the matching picture.

<p>r i ce</p>	
<p>ge m</p>	
<p>p a ge</p>	



Illustrate the story.



Find and write all the soft c and soft g words from the story.


_____	_____
_____	_____
_____	_____
_____	_____
_____	_____
_____	_____
_____	_____
_____	_____
_____	_____
_____	_____










Read the story. Color a star each time you read the story.

Fudge for Mudge

Mudge is a hedgehog.
Mudge will cross the
bridge. He will go to the
lodge. He has 20 cents.
He will get fudge and a
glass of ice.



 Say it.	 Tap it.	 Map it.	 Write it.																				
		<table border="1"><tr><td></td><td></td><td></td><td></td></tr></table>					<table border="1"><tr><td></td><td></td><td></td><td></td></tr><tr><td colspan="4"><hr/></td></tr><tr><td colspan="4"><hr/></td></tr><tr><td colspan="4"><hr/></td></tr></table>					<hr/>				<hr/>				<hr/>			
<hr/>																							
<hr/>																							
<hr/>																							
		<table border="1"><tr><td></td><td></td><td></td></tr></table>				<table border="1"><tr><td></td><td></td><td></td></tr><tr><td colspan="3"><hr/></td></tr><tr><td colspan="3"><hr/></td></tr><tr><td colspan="3"><hr/></td></tr></table>				<hr/>			<hr/>			<hr/>							
<hr/>																							
<hr/>																							
<hr/>																							
		<table border="1"><tr><td></td><td></td><td></td></tr></table>				<table border="1"><tr><td></td><td></td><td></td></tr><tr><td colspan="3"><hr/></td></tr><tr><td colspan="3"><hr/></td></tr><tr><td colspan="3"><hr/></td></tr></table>				<hr/>			<hr/>			<hr/>							
<hr/>																							
<hr/>																							
<hr/>																							



Read the sentences.
Highlight the ce and ge
words.

Let's go to the race.
● ● ● ● ●

The dress has lace.
● ● ● ●

Jake eats fudge .
● ● ●

I have five cents.
● ● ● ●

She will cross the bridge.
● ● ● ● ●



Decodable words.

Fudge	lodge
Mudge	cents
hedgemo g	fudge
cross	glass
bridge	ice

👁👁 Sight words.

for	he	get
is	will	and
a	go	of
will	to	
the	has	




Reading Comprehension Questions

Where does Gail lay?

What does Gail see?

Where does she go at the end of the story?



**Vowel
Teams
ai/ay**

Name: _____











Sound drills.

c	d	ai	f	b	ay
---	---	----	---	---	----

P	ay	p	S	E	ai
---	----	---	---	---	----




Blend and segment the word.
Color the matching picture.

<p>r ai n</p> <p>_____→</p>	 
<p>s ay</p> <p>_____→</p>	 
<p>p ai l</p> <p>_____→</p>	 
	 




Illustrate the story.



Find and write all the ai and ay words from the story.

<p>_____</p> <p>-----</p> <p>_____</p> <p>-----</p> <p>_____</p> <p>-----</p> <p>_____</p> <p>-----</p> <p>_____</p> <p>-----</p>	<p>_____</p> <p>-----</p> <p>_____</p> <p>-----</p> <p>_____</p> <p>-----</p> <p>_____</p> <p>-----</p> <p>_____</p> <p>-----</p>
---	---





Read the story. Color a star each time you read the story.



The Rain

Gail lays on the pile of
hay. She sees lots of
snails. She looks up, and it
is gray. It will rain.
She must not stay.
She runs to the trail.



Say it.



Tap it.



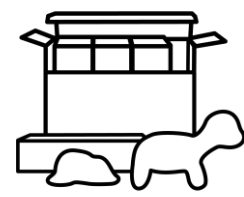
Map it.




Write it.



--	--	--



--	--	--



--	--	--



Read the sentences.
Highlight the ai/ay words.

I will ride a train.

• • • • •

Stay on the trail.

• • • •

Let's get the mail.

• • • •

Jay plays in the hay.

• • • • •

I see a blue jay.

• • • • •



Decodable words.

rain

snails

runs

Gail

gray

trail

lays

rain

pile

must

hay

stay



Sight words.

the

lots

is

on

looks

will

of

up

not

she

and

to

sees

it




Reading Comprehension Questions

Who goes to the beach?

Where is the beach?

What does Jean see at the beach?



**Vowel
Teams
ee/ea**

Name: _____



Sound drills.

ea	j	ee	b	u	ay
----	---	----	---	---	----

W	ea	s	ai	S	ee
---	----	---	----	---	----




Blend and segment the word.
Color the matching picture.

<p>ee l</p>	
<p>b ea d</p>	
<p>f r ee</p>	



Illustrate the story.




Find and write all the ee and ea words from the story.

<hr/> <hr/> <hr/> <hr/> <hr/> <hr/> <hr/> <hr/> <hr/> <hr/>	<hr/> <hr/> <hr/> <hr/> <hr/> <hr/> <hr/> <hr/> <hr/> <hr/>
---	---





Read the story. Color a star each time you read the story.



At the Beach

Jean goes to the beach.

The beach is at the end of the street. She sees a seal and an eel. She leaps on the clean beach.



Say it.



Tap it.



Map it.



Write it.




--	--	--	--





--	--	--





--	--	--





Read the sentences.
Highlight the ee/ea words.

Can I go to the beach?

• • • • •

Jean will sit and read.

• • • • •

I feel so hot.

• • • •

Let's jump in the leaves.

• • • • •

The trees are green.

• • • •



Decodable words.

beach eel

Jean leaps

end clean

street beach

seal



Sight words.

at of on

the see

goes sees

to an

is and




Reading Comprehension Questions

Who got a coat?

Can we run fast in the snow?

What will we make at home?



**Vowel
Teams
oa/ow**

Name: _____









Sound drills.

d	oa	z	ee	g	oa
---	----	---	----	---	----

ea	ow	h	D	ow	v
----	----	---	---	----	---




Blend and segment the word.
Color the matching picture.

<p>c oa t</p> <p>• • •</p> <p>—————→</p>	 
<p>c r ow</p> <p>• • •</p> <p>—————→</p>	 
<p>g l ow</p> <p>• • •</p> <p>—————→</p>	 



Illustrate the story.



Find and write all the oa and
ow words from the story.

<hr/> <hr/> <hr/> <hr/> <hr/> <hr/> <hr/> <hr/> <hr/> <hr/>	<hr/> <hr/> <hr/> <hr/> <hr/> <hr/> <hr/> <hr/> <hr/> <hr/>
---	---




Read the story. Color a star each time you read the story.



A Snowy Day

Mom got a cloak and coat.
It will snow. The snow makes
it slow to run. We have fun in
the snow and get coal. We
will make oats at home on
the stove.



Say it.



Tap it.



Map it.



Write it.



--	--	--



--	--	--



--	--	--



--	--	--



--	--	--



--	--	--



Read the sentences.
Highlight the oa/ow words.

The road is full of snow.

• • • • •

I got my coat.

• • • •

The boat can float.

• • • •

This goat is too slow.

• • • • •

I can feel the wind blow.

• • • • •



Decodable words.

snowy	snow	coal
day	makes	make
mom	slow	oats
cloak	run	home
coat	fun	stove



Sight words.

a	the	get
got	to	at
and	we	on
it	have	
will	in	




Reading Comprehension Questions

Where did Jim go?

Where did Jim swim?

Where did Jim take a nap?



**Vowel
Teams
oo**

Name: _____



Sound drills.

v	oo	e	t	t	oo
---	----	---	---	---	----

V	v	oo	M	v	T
---	---	----	---	---	---




Blend and segment the word.
Color the matching picture.

<p>c oo l</p>	
<p>b oo th</p>	
<p>r oo t</p>	



Illustrate the story.



Find and write all the oo words from the story.

<hr/> <hr/> <hr/> <hr/> <hr/> <hr/> <hr/> <hr/> <hr/> <hr/>	<hr/> <hr/> <hr/> <hr/> <hr/> <hr/> <hr/> <hr/> <hr/> <hr/>
---	---



Read the story. Color a star each time you read the story.

A Day in the Woods

Jim went with his dog to the woods. Woof, woof! He swam in the brook and read a good book. They took a nap in a nook.



Say it.



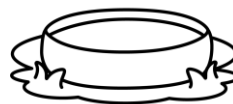
Tap it.



Map it.



Write it.



--	--	--

--	--	--



--	--	--

--	--	--



--	--	--

--	--	--



Read the sentences.
Highlight the oo words.

Sam has a cook book.

• • • • •

Kim can swim in the pool.

• • • • •

The cake is big and good.

• • • • •

I took my bag to the bus.

• • • • •

Cam will call Tim soon.

• • • • •



Decodable words.

day swam took

woods brook nap

Jim read nook

dog good

woof book



Sight words.

a his they

at to in

the he

went in

with and




Reading Comprehension Questions

What color is my hound?

Is the hound loud?

Where does my hound sleep?



Diphthongs

ou/ow

Name: _____















Sound drills.

b	!	p	ou	p	ow
---	---	---	----	---	----

ow	k	B	ou	f	V
----	---	---	----	---	---




Blend and segment the word.
Color the matching picture.

<p>f ou n d</p> <p>• • • •</p> <p>→</p>	   
<p>b ow</p> <p>• •</p> <p>→</p>	   
<p>m ou th</p> <p>• • •</p> <p>→</p>	   



Illustrate the story.



Find and write all the ou words from the story.



<hr/> <hr/> <hr/> <hr/> <hr/> <hr/> <hr/> <hr/> <hr/> <hr/>	<hr/> <hr/> <hr/> <hr/> <hr/> <hr/> <hr/> <hr/> <hr/> <hr/>
---	---



Read the story. Color a star each time you read the story.

My Hound

I have a brown hound. It is a loud hound. Do not make a sound near my hound. It is in my house. It sleeps on the round couch.



Say it.



Tap it.



Map it.



Write it.



--	--	--	--





--	--





--	--	--





Read the sentences.
Highlight the ou/ow words.

Look at the brown cow.

• • • • •

Jane sat on the couch.

• • • • •

You are too loud.

• • • •

I found a hound.

• • • •

Sit down, now.

• • •



Decodable words.

hound near

brown house

loud sleeps

make round

sound couch



Sight words.

my is the

I do

have not

a in

it on




Reading Comprehension Questions

Who plays with Roy?

What do Roy and Troy play with ?

Where do they dig?



Diphthongs

oi/oy

Name: _____



Sound drills.

p.

oi.
•

g.

oy.

ou
•

oi.

!

oy

4.

V.

oi.

OW
●



Blend and segment the word.
Color the matching picture.

b.

oi

!



b.

oy.



+

oy.



Illustrate the story.





Find and write all the oi and oy words from the story.
















Read the story. Color a star each time you read the story.

Playing in the Soil

Troy and Roy are boys.
Troy will join Roy. They
will play with toys and dig
in the soil. They make lots
of noise



 Say it.	 Tap it.	 Map it.	 Write it.
 	 _____ _____ _____		
 	 _____ _____ _____		
 	 _____ _____ _____		



Read the sentences.
Highlight the oi/oy words.

I like soy milk.

• • • •

Roy has so many toys.

• • • • •

It fell in the soil.

• • • • •

Can you pass the oil?

• • • • •

Troy is a good boy.

• • • • •



Decodable words.

soil

play

lots

Troy

toys

noise

Roy

dig

boys

soil

join

make



Sight words.

play

they

in

with

the

of

and

will




Reading Comprehension Questions

When does Shaun wake up?

Does Shaun crawl to dad?

What does Shaun need?



aw

Diphthongs

au/aw

Name: _____



Sound drills.

aw	o	f	au	b	c
----	---	---	----	---	---

v	g	aw	z	u	au
---	---	----	---	---	----




Blend and segment the word.
Color the matching picture.

<p>r aw</p>	
<p>h au l</p>	
<p>p aw</p>	



Illustrate the story.



Find and write all the au and aw words from the story.



<hr/> <hr/> <hr/> <hr/> <hr/> <hr/> <hr/> <hr/> <hr/> <hr/>	<hr/> <hr/> <hr/> <hr/> <hr/> <hr/> <hr/> <hr/> <hr/> <hr/>
---	---



Read the story. Color a star each time you read the story.

Shaun

Shaun wakes up at dawn. He crawls to his mom. He needs a straw for his cup and a spoon for his sauce. Shaun yawns and goes back to sleep. They make lots of noise.



Say it.




Tap it.



Map it.



Write it.



--	--



--	--	--	--



--	--	--	--



Read the sentences.
Highlight the au/aw words.

Shaun has many toys.

• • • •

Paul will eat sauce.

• • • •

Dan loves to draw.

• • • •

Do you have a straw?

• • • • •

Look at the dog's paws.

• • • • •



Decodable words.

Shaun	straw	back
dawn	cup	sleep
crawls	spoon	make
mom	sauce	noise
needs	yawns	



Sight words.

wakes	his	for
up	a	goes
at	for	they
he	his	lots
to	and	of



Reading Comprehension Questions

How did Sam go to the store?


Handwriting practice lines for the answer to the first question.

What did Sam eat on the porch?

Handwriting practice lines for the answer to the second question.

What did Sam lose?

Handwriting practice lines for the answer to the third question.



or

or

Name: _____



Sound drills.

e	or	p	b	or	u
---	----	---	---	----	---

A	or	Z	or	C	D
---	----	---	----	---	---




Blend and segment the word.
Color the matching picture.

<p>b or n</p>	
<p>c or n</p>	
<p>n or th</p>	




Illustrate the story.



Find and write all the or words from the story.



<hr/> <hr/> <hr/> <hr/> <hr/> <hr/> <hr/> <hr/> <hr/> <hr/>	<hr/> <hr/> <hr/> <hr/> <hr/> <hr/> <hr/> <hr/> <hr/> <hr/>
---	---



Read the story. Color a star each time you read the story.

Sam's Corn

Sam rode a horse to the store. He came back home and had corn on the porch. He lost his fork. Then, a stork came and ate the corn.



Say it.



Tap it.




Map it.



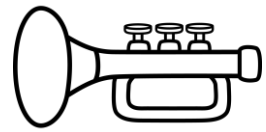
Write it.



--	--	--



--	--	--



--	--	--



Read the sentences.
Highlight the or words.

I play sports.

● ● ●

Mark went to the shore.

● ● ● ● ●

We got a good score.

● ● ● ● ●

Watch out for the storm.

● ● ● ● ●

The rose has a thorn.

● ● ● ● ●



Decodable words.

Sam came porch

corn back lost

rode home his

horse and fork

store had came

stork



Sight words.

a on

to then

the ate

is

he




Reading Comprehension Questions

Who will go to the park?

Who will they meet?

What will they do at the park?



/ ar /

ar

Name: _____



Sound drills.

t	or	ar	j	p	ar
---	----	----	---	---	----

a	ar	t	N	or	v
---	----	---	---	----	---




Blend and segment the word.
Color the matching picture.

<p>b ar n</p>	
<p>f ar</p>	
<p>b ar k</p>	




Illustrate the story.



Find and write all the ar words from the story.



<hr/> <hr/> <hr/> <hr/> <hr/> <hr/> <hr/> <hr/> <hr/> <hr/>	<hr/> <hr/> <hr/> <hr/> <hr/> <hr/> <hr/> <hr/> <hr/> <hr/>
---	---







Read the story. Color a star each time you read the story.

At the Park

Mom and Carl went to the park. They will meet Mark. They will play with darts and ride a go-cart.



 Say it.	 Tap it.	 Map it.	 Write it.
--	--	--	--



--	--	--





--	--	--





--	--	--





Read the sentences.
Highlight the ar words.

Look at all the stars.



Mark drives his car.



I love to go to art class.



Do you like art?



Let's go to the park.



Decodable words.

at

park

park

Mark

mom

darts

and

ride

Carl

cart



Sight words.

the

meet

went

play

to

with

they

a

will

go



Reading Comprehension Questions

Who gave Burt a surprise?

What color was Gert's skirt?

What did Gert give Burt?



er /ir /ur

Name: _____



Sound drills.

j	er	d	ur	or	ar
---	----	---	----	----	----

c	z	ir	s	w	ar
---	---	----	---	---	----




Blend and segment the word.
Color the matching picture.


c l er k




f ir s t



b ur n




Illustrate the story.



Find and write all the er/ir/ur words from the story.


_____	_____
_____	_____
_____	_____
_____	_____
_____	_____
_____	_____
_____	_____
_____	_____
_____	_____
_____	_____





Read the story. Color a star each time you read the story.


Gert and Burt

Gert has a surprise for Burt. First, she put on her purple skirt and shirt. Then, she gave him a pet bird.





Say it.



Tap it.


Map it.



Write it.



--	--	--



--	--	--



--	--	--	--



Read the sentences.
Highlight the er, ir and ur
words.

The bird perched.

• • •

Do not blurt in class.

• • • • •

Wet dirt is called mud.

• • • • •

The dog has fur.

• • • •

I love butter.

• • •



Decodable words.

Gert

surprise

shirt

Burt

first

gave

and

on

him

has

purple

pet

word

skirt

bird



Sight words.

a

then

for

she

put

her




Reading Comprehension Questions

Where did Tess go?

What did Tess grab?

What did Tess plant?



ed

Name: _____






Sound drills.

e	d	j	!	ed	v
---	---	---	---	----	---

S	ed	E	D	R	h
---	----	---	---	---	---




Blend and segment the word.
Color the matching picture.

j u m p e d	
! o v e d	
s t a r t e d	




Illustrate the story.



Find and write all the words
with ed from the story.


_____	_____
_____	_____
_____	_____
_____	_____
_____	_____
_____	_____
_____	_____
_____	_____
_____	_____
_____	_____










Read the story. Color a star each time you read the story.

At the Park

Tess begged mom to play
in the park. She grabbed
her bag and skipped.
She planted a tree.



 Say it.	 Tap it.	 Map it.	 Write it.
	● ● ● ● ●		
	● ● ● ● ●		
	● ● ● ● ●		



Read the sentences.
Highlight the ed words.

Lil wanted to rest.

• • • •

She smelled the food.

• • • •

Jess visited her friend.

• • • •

He opened the door.

• • • •

Jill brushed her hair.

• • • •



Decodable words.

at

play

and

park

in

skipped

Tess

park

planted

begged

grabbed

tree

mom

bag



Sight words.

the

to

she

her