

# Table of Contents

Phonics Skills	Page
s, a, m, t	4
p, b	6
c	8
o	10
n	12
f, h	14
d	16
g, w	18
i	20
k	22
r, u	24
r	26
l	28
j	30
e	32
v	34
z	36
y	38
x	40

Phonics Skills	Page
qu, ck	42
Short a	44
Short i	46
Short o	48
Short e	50
Short u	52
Floss Rule ss	54
Floss Rule ll	56
sh	58
ch	60
th	62
wh	64
Beginning Blends - L blends	66
Beginning Blends - R blends	68
Beginning Blends – S blends	70

# Table of Contents

Phonics Skills	Page
Digraphs - ph	72
Ending Blends - nd	74
Ending Blends – mp	76
Ending Blends – st	78
Ending Blends – nt	80
Mixed Ending Blends	88
Trigraphs	90
Long Vowels a_e	94
Long Vowels i_e	96
Long Vowels o_e	100
Long Vowels u_e	104
Soft c	106
ge/dge	108

Phonics Skills	Page
Vowel Teams – ee/ea	110
Vowel Teams – oo ( long oo)	112
Vowel Teams – oo ( Short Sound)	114
Vowel Teams – ai/ay	116
Vowel Teams – oa/ow	118
Diphthongs – ou/ow	122
Diphthongs – oi	124
Diphthongs – oy	126
Diphthongs – oi/oy	128
Diphthongs – au/aw	130

# Table of Contents

Phonics Skills	Page
Nasal Sounds - ng, nk	134
Nasal Sounds - ng	136
R controlled - or	138
R controlled - ar	140
R controlled - er/ir/ur	142
Silent Digraphs - kn	144
Silent Digraphs - wr	146
Silent Digraphs - mb	148
Compound Words	152
y saying e	154
sounds of y and igh	156

Phonics Skills	Page
2 Syllables - le	158
2 Syllables VCCV Pattern	160
2 Syllables VCV Pattern	162
Sounds of ed /t/	164
Sounds of ed /d/	166
Sounds of ed /id/	168
eigh	170
ui	172

Name: \_\_\_\_\_

# Phonics Intervention





Touch and say the sound.

a m s t m s m


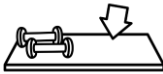
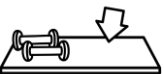

T t a M m a A

Touch the dots and say each sound. Blend the sounds together and read the word.

Color the matching picture.

<p>S a m</p> 	<p>s a t</p> 
<p>T a m</p> 	<p>m a t</p> 

Look at the picture and say its name. Graph the word.

 <div style="border: 1px solid black; width: 150px; height: 80px; display: flex; justify-content: space-around;"> <div style="width: 33%; height: 75px;"></div> <div style="width: 33%; height: 75px;"></div> <div style="width: 33%; height: 75px;"></div> </div>	 <div style="border: 1px solid black; width: 150px; height: 80px; display: flex; justify-content: space-around;"> <div style="width: 33%; height: 75px;"></div> <div style="width: 33%; height: 75px;"></div> <div style="width: 33%; height: 75px;"></div> </div>
 <div style="border: 1px solid black; width: 150px; height: 80px; display: flex; justify-content: space-around;"> <div style="width: 33%; height: 75px;"></div> <div style="width: 33%; height: 75px;"></div> <div style="width: 33%; height: 75px;"></div> </div>	 <div style="border: 1px solid black; width: 150px; height: 80px; display: flex; justify-content: space-around;"> <div style="width: 33%; height: 75px;"></div> <div style="width: 33%; height: 75px;"></div> <div style="width: 33%; height: 75px;"></div> </div>



Name: \_\_\_\_\_

s, a, m, t

## Phonics Intervention

Touch and read the words.

Sam at sat sat at Sam

Touch and point to each dot and read the words in each sentence.



I

am

a




Sam

sat

on

the



Sam

sat


on

the



Read the passages with fluency. Check one box each time you read the passage.

Sam sat on the




<input type="checkbox"/>	<input type="checkbox"/>	<input type="checkbox"/>
--------------------------	--------------------------	--------------------------

I am at the



I sat on the



Name: \_\_\_\_\_





# Phonics Intervention

Touch and say the sound.

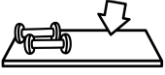



b t p s p m b

P B b B T S P

Touch the dots and say each sound. Blend the sounds together and read the word.  
Color the matching picture.

<p>s a t</p> <p>• • •</p> <p>→</p> 	<p>p a t</p> <p>• • •</p> <p>→</p> 
<p>b a t</p> <p>• • •</p> <p>→</p> 	<p>b a m</p> <p>• • •</p> <p>→</p> 

Look at the picture and say its name. Graph the word.

 <div style="display: flex; border: 1px solid black; height: 80px; width: 150px; margin-left: 10px;"></div>	 <div style="display: flex; border: 1px solid black; height: 80px; width: 150px; margin-left: 10px;"></div>
 <div style="display: flex; border: 1px solid black; height: 80px; width: 150px; margin-left: 10px;"></div>	 <div style="display: flex; border: 1px solid black; height: 80px; width: 150px; margin-left: 10px;"></div>

Name: \_\_\_\_\_

# Phonics Intervention

Touch and read the words.

Sam bam Pat at bat am

Touch and point to each dot and read the words in each sentence.



Bam,

bam,

bam!



Pat

has

a

bat.



Sam

has

a

bat

too.

Read the passages with fluency. Check one box each time you read the passage.

<input type="checkbox"/>	<input type="checkbox"/>	<input type="checkbox"/>
--------------------------	--------------------------	--------------------------


## Bam!

Bam, bam, bam!

Pat has a bat.

Bam, bam, bam!

Sam has a bat too.



Name: \_\_\_\_\_

# Phonics Intervention

Touch and say the sound.

t



t



m



s



c



p



c



m



S



C



t



C



c



P



Touch the dots and say each sound. Blend the sounds together and read the word.

Color the matching picture.

c



a



b



c



a



p




c



a



t




s




a



t



Look at the picture and say its name. Graph the word.




--	--	--	--



--	--	--	--



--	--	--	--



--	--	--	--

Name: \_\_\_\_\_

# Phonics Intervention

Touch and read the words.

Sam cap cab cap Pam cab

Touch and point to each dot and read the words in each sentence.



Sam

has

a

cap.



He

is

in

a

cab.



He

has

a

map.

Read the passages with fluency. Check one box each time you read the passage.


<input type="checkbox"/>	<input type="checkbox"/>	<input type="checkbox"/>
--------------------------	--------------------------	--------------------------

## Sam's cap

Sam has a cap.

He is in a cab.

He has a map.



Name: \_\_\_\_\_







# Phonics Intervention

Touch and say the sound.





a m o s t o c

O P o a o B O

Touch the dots and say each sound. Blend the sounds together and read the word.  
Color the matching picture.

<p>m o p</p> <p>• • •</p> <p>→</p> 	<p>s o b</p> <p>• • •</p> <p>→</p>  
<p>b o p</p> <p>• • •</p> <p>→</p> 	<p>p o t</p> <p>• • •</p> <p>→</p>  

Look at the picture and say its name. Graph the word.

 <div style="border: 1px solid black; width: 150px; height: 80px; display: flex; justify-content: space-around;"> <div style="width: 30px; height: 30px;"></div> <div style="width: 30px; height: 30px;"></div> <div style="width: 30px; height: 30px;"></div> </div>	 <div style="border: 1px solid black; width: 150px; height: 80px; display: flex; justify-content: space-around;"> <div style="width: 30px; height: 30px;"></div> <div style="width: 30px; height: 30px;"></div> <div style="width: 30px; height: 30px;"></div> </div>
 <div style="border: 1px solid black; width: 150px; height: 80px; display: flex; justify-content: space-around;"> <div style="width: 30px; height: 30px;"></div> <div style="width: 30px; height: 30px;"></div> <div style="width: 30px; height: 30px;"></div> </div>	 <div style="border: 1px solid black; width: 150px; height: 80px; display: flex; justify-content: space-around;"> <div style="width: 30px; height: 30px;"></div> <div style="width: 30px; height: 30px;"></div> <div style="width: 30px; height: 30px;"></div> </div>

Name: \_\_\_\_\_

# Phonics Intervention

Touch and read the words.

cop mop cob cab pop cab

Touch and point to each dot and read the words in each sentence.



I	see	a	cop.
---	-----	---	------



I	see	a	mop.
---	-----	---	------



I	see	a	cob.
---	-----	---	------

Read the passages with fluency. Check one box each time you read the passage.

I see

<input type="checkbox"/>	<input type="checkbox"/>	<input type="checkbox"/>
--------------------------	--------------------------	--------------------------

I see a cop. I see a mop.  
I see a cob. I see a cob in  
a pot. Pop, pop, pop!



Name: \_\_\_\_\_









# Phonics Intervention

Touch and say the sound.




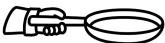
c a n n b n c

n N m N n C a

Touch the dots and say each sound. Blend the sounds together and read the word.  
Color the matching picture.

<p>b a n</p> <p>• • •</p> <p>→</p>  	<p>n a p</p> <p>• • •</p> <p>→</p>  
<p>c o n</p> <p>• • •</p> <p>→</p>  	<p>m a n</p> <p>• • •</p> <p>→</p>  

Look at the picture and say its name. Graph the word.

 <div style="display: flex; border: 1px solid black; height: 80px; width: 200px; margin-left: 10px;"> <div style="border-right: 1px solid black; width: 33.33%;"></div> <div style="border-right: 1px solid black; width: 33.33%;"></div> <div style="width: 33.33%;"></div> </div>	 <div style="display: flex; border: 1px solid black; height: 80px; width: 200px; margin-left: 10px;"> <div style="border-right: 1px solid black; width: 33.33%;"></div> <div style="border-right: 1px solid black; width: 33.33%;"></div> <div style="width: 33.33%;"></div> </div>
 <div style="display: flex; border: 1px solid black; height: 80px; width: 200px; margin-left: 10px;"> <div style="border-right: 1px solid black; width: 50%;"></div> <div style="width: 50%;"></div> </div>	 <div style="display: flex; border: 1px solid black; height: 80px; width: 200px; margin-left: 10px;"> <div style="border-right: 1px solid black; width: 33.33%;"></div> <div style="border-right: 1px solid black; width: 33.33%;"></div> <div style="width: 33.33%;"></div> </div>



Name: \_\_\_\_\_

# Phonics Intervention

Touch and read the words.

man tan pan tap nap cab

Touch and point to each dot and read the words in each sentence.



Sam

is

a

man.



He

has

a

tan

cap.



He

can

tap

the

pan.

Read the passages with fluency. Check one box each time you read the passage.

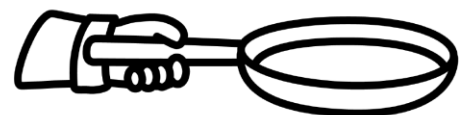

<input type="checkbox"/>	<input type="checkbox"/>	<input type="checkbox"/>
--------------------------	--------------------------	--------------------------

## Sam's Pan

Sam is a man. He has a tan  
cap. He has a tan pan.

He can tap the pan.

Tap, tap, tap!



Name: \_\_\_\_\_





# Phonics Intervention

Touch and say the sound.





h f s b h f m

H b f T h F s

Touch the dots and say each sound. Blend the sounds together and read the word.  
Color the matching picture.

<p>h a t</p> <p>• • •</p> <p>→</p> 	<p>h o t</p> <p>• • •</p> <p>→</p> 
<p>h o p</p> <p>• • •</p> <p>→</p> 	<p>n a p</p> <p>• • •</p> <p>→</p> 

Look at the picture and say its name. Graph the word.

 <div style="border: 1px solid black; width: 100px; height: 80px; margin-top: 10px;"></div>	 <div style="border: 1px solid black; width: 100px; height: 80px; margin-top: 10px;"></div>
 <div style="border: 1px solid black; width: 100px; height: 80px; margin-top: 10px;"></div>	 <div style="border: 1px solid black; width: 100px; height: 80px; margin-top: 10px;"></div>

Name: \_\_\_\_\_

# Phonics Intervention

Touch and read the words.

hop hat she has Pam hot

Touch and point to each dot and read the words in each sentence.



Pam

can

hop.



She

has

no

fan.



Pam

has

a

nap

on

the

mat.

Read the passages with fluency. Check one box each time you read the passage.

## Pam


<input type="checkbox"/>	<input type="checkbox"/>	<input type="checkbox"/>
--------------------------	--------------------------	--------------------------

Pam can hop.

Hop, hop, hop! Pam is hot.

She has no fan.

Pam has a nap on the mat.



Name: \_\_\_\_\_


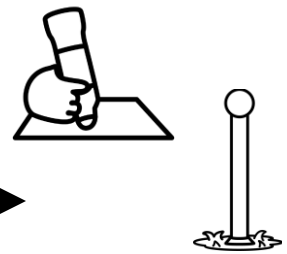

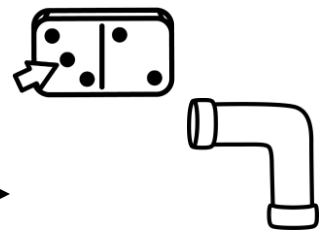
# Phonics Intervention

Touch and say the sound.





d d b t d p d

N d D B d D P

Touch the dots and say each sound. Blend the sounds together and read the word.  
Color the matching picture.

<p>c o d</p> <p>• • •</p> <p>→</p> 	<p>d a b</p> <p>• • •</p> <p>→</p> 
<p>s a d</p> <p>• • •</p> <p>→</p> 	<p>d o t</p> <p>• • •</p> <p>→</p> 

Look at the picture and say its name. Graph the word.

 <div style="display: flex; border: 1px solid black; height: 80px; width: 260px; margin-left: 10px;"> <div style="border-right: 1px solid black; width: 80px;"></div> <div style="border-right: 1px solid black; width: 80px;"></div> <div style="width: 80px;"></div> </div>	 <div style="display: flex; border: 1px solid black; height: 80px; width: 260px; margin-left: 10px;"> <div style="border-right: 1px solid black; width: 80px;"></div> <div style="border-right: 1px solid black; width: 80px;"></div> <div style="width: 80px;"></div> </div>
 <div style="display: flex; border: 1px solid black; height: 80px; width: 260px; margin-left: 10px;"> <div style="border-right: 1px solid black; width: 80px;"></div> <div style="border-right: 1px solid black; width: 80px;"></div> <div style="width: 80px;"></div> </div>	 <div style="display: flex; border: 1px solid black; height: 80px; width: 260px; margin-left: 10px;"> <div style="border-right: 1px solid black; width: 80px;"></div> <div style="border-right: 1px solid black; width: 80px;"></div> <div style="width: 80px;"></div> </div>

Name: \_\_\_\_\_

# Phonics Intervention

Touch and read the words.

Dan mad sad dab dot rad

Touch and point to each dot and read the words in each sentence.



Dan	is	not	mad.
-----	----	-----	------



He	can	dab	and	dab.
----	-----	-----	-----	------



The	dot	is	rad.
-----	-----	----	------

Read the passages with fluency. Check one box each time you read the passage.

## Dan's Pad

<input type="checkbox"/>	<input type="checkbox"/>	<input type="checkbox"/>
--------------------------	--------------------------	--------------------------

Dan is not mad.

Dan is not sad. He can dab  
and dab. He can dab a dot  
on the pad. The dot is rad.



Name: \_\_\_\_\_





# Phonics Intervention

Touch and say the sound.





a g p w f w g

S w G O n g W

Touch the dots and say each sound. Blend the sounds together and read the word.  
Color the matching picture.

<p>w a g</p> <p>• • •</p> <p>→</p> 	<p>d o g</p> <p>• • •</p> <p>→</p> 
<p>w e d</p> <p>• • •</p> <p>→</p> 	<p>t a g</p> <p>• • •</p> <p>→</p> 

Look at the picture and say its name. Graph the word.

 <div style="border: 1px solid black; width: 150px; height: 80px; display: flex; justify-content: space-around;"> <div style="width: 30px; height: 80px;"></div> <div style="width: 30px; height: 80px;"></div> <div style="width: 30px; height: 80px;"></div> </div>	 <div style="border: 1px solid black; width: 150px; height: 80px; display: flex; justify-content: space-around;"> <div style="width: 30px; height: 80px;"></div> <div style="width: 30px; height: 80px;"></div> <div style="width: 30px; height: 80px;"></div> </div>
 <div style="border: 1px solid black; width: 150px; height: 80px; display: flex; justify-content: space-around;"> <div style="width: 30px; height: 80px;"></div> <div style="width: 30px; height: 80px;"></div> <div style="width: 30px; height: 80px;"></div> </div>	 <div style="border: 1px solid black; width: 150px; height: 80px; display: flex; justify-content: space-around;"> <div style="width: 30px; height: 80px;"></div> <div style="width: 30px; height: 80px;"></div> <div style="width: 30px; height: 80px;"></div> </div>

Name: \_\_\_\_\_

# Phonics Intervention

Touch and read the words.

Gus got bag tag dog big wag

Touch and point to each dot and read the words in each sentence.



Dan	is	a	big	dog.
-----	----	---	-----	------



He	got	a	bag	with	a	tag
----	-----	---	-----	------	---	-----



He	wags	and	wags.
----	------	-----	-------

Read the passages with fluency. Check one box each time you read the passage.

<input type="checkbox"/>	<input type="checkbox"/>	<input type="checkbox"/>
--------------------------	--------------------------	--------------------------

## Dan, the Dog

Dan is a big dog. He got a bag with a tag. The bag has a wig. Dan is not sad. He wags and wags.



Name: \_\_\_\_\_

# Phonics Intervention

Touch and say the sound.

i

b

d

i

n

i

a



N

I

a

i

I

b

i



Touch the dots and say each sound. Blend the sounds together and read the word.

Color the matching picture.

f

i

t



f

i

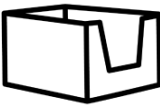
n



b

i

n



d

i

g



Look at the picture and say its name. Graph the word.



--	--	--



--	--	--



--	--	--



--	--	--



Name: \_\_\_\_\_

# Phonics Intervention

Touch and read the words.

pig big wig dig fig fit bin

Touch and point to each dot and read the words in each sentence.



I

see

a

pig.



The

pig

has

a

wig.



The

pig

can

dig.

Read the passages with fluency. Check one box each time you read the passage.


## The Big Pig

☐ ☐ ☐

I see a pig. I see a big pig.

The pig has a wig.

The pig can dig. It has a  
fig. The fig can fit in a bin.



Name: \_\_\_\_\_





# Phonics Intervention

Touch and say the sound.





k a n k f k c

K k W I D c K

Touch the dots and say each sound. Blend the sounds together and read the word.  
Color the matching picture.

<p>K i m</p> <p>• • •</p> <p>→</p> 	<p>k i d</p> <p>• • •</p> <p>→</p> 
<p>k i n</p> <p>• • •</p> <p>→</p> 	<p>k i t</p> <p>• • •</p> <p>→</p> 

Look at the picture and say its name. Graph the word.

 <div style="display: flex; border: 1px solid black; height: 80px; width: 260px;"></div>	 <div style="display: flex; border: 1px solid black; height: 80px; width: 260px;"></div>
 <div style="display: flex; border: 1px solid black; height: 80px; width: 260px;"></div>	 <div style="display: flex; border: 1px solid black; height: 80px; width: 260px;"></div>

Name: \_\_\_\_\_

# Phonics Intervention

Touch and read the words.

Kim big kid dig kid Kim kit

Touch and point to each dot and read the words in each sentence.



Kim

is

a

big

kid.



She

likes

the

kit.



She

sits

with

her

kit.

Read the passages with fluency. Check one box each time you read the passage.

<input type="checkbox"/>	<input type="checkbox"/>	<input type="checkbox"/>
--------------------------	--------------------------	--------------------------

## Kim's Kit

Kim is a big kid. She likes  
the kit. The kit is not big.

She sits with her kit.

She has a pin in the kit.



Name: \_\_\_\_\_

# Phonics Intervention

Touch and say the sound.

u

r

c

r

u

w

u



r

U

A

u

f

U

R




Touch the dots and say each sound. Blend the sounds together and read the word.

Color the matching picture.

b

u

g



d

u

g



r

u

b



r

u

n




Look at the picture and say its name. Graph the word.



--	--	--



--	--	--



--	--	--



--	--	--

Name: \_\_\_\_\_

# Phonics Intervention

Touch and read the words.

Gus bug run sun bus hum hut

Touch and point to each dot and read the words in each sentence.



Gus

is

a

bug.



He

can

run

to

the

bus.



He

can

hum

on

the


bus.

Read the passages with fluency. Check one box each time you read the passage.

## Gus on the Bus

☐ ☐ ☐


Gus is a bug. He can run in  
the sun. He can run to the  
bus. He can hum on the bus.  
The bus will go to the hut.



Name: \_\_\_\_\_

# Phonics Intervention

Touch and say the sound.

c      r      b      c      r      s      r




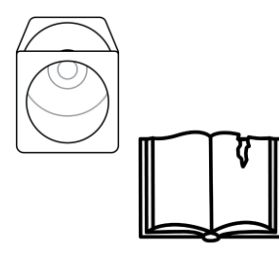
●      ●      ●      ●      ●      ●      ●

f      R      r      d      r      i      R





●      ●      ●      ●      ●      ●      ●

Touch the dots and say each sound. Blend the sounds together and read the word.

Color the matching picture.

<p>r      u      n</p> <p>●      ●      ●</p> <p>→</p> 	<p>r      a      g</p> <p>●      ●      ●</p> <p>→</p> 
<p>r      i      d</p> <p>●      ●      ●</p> <p>→</p> 	<p>r      i      p</p> <p>●      ●      ●</p> <p>→</p> 

Look at the picture and say its name. Graph the word.

 <div style="display: flex; border: 1px solid black; height: 80px; width: 260px; margin-left: 10px;"> <div style="border-right: 1px solid black; width: 80px;"></div> <div style="border-right: 1px solid black; width: 80px;"></div> <div style="width: 80px;"></div> </div>	 <div style="display: flex; border: 1px solid black; height: 80px; width: 260px; margin-left: 10px;"> <div style="border-right: 1px solid black; width: 80px;"></div> <div style="border-right: 1px solid black; width: 80px;"></div> <div style="width: 80px;"></div> </div>
 <div style="display: flex; border: 1px solid black; height: 80px; width: 260px; margin-left: 10px;"> <div style="border-right: 1px solid black; width: 80px;"></div> <div style="border-right: 1px solid black; width: 80px;"></div> <div style="width: 80px;"></div> </div>	 <div style="display: flex; border: 1px solid black; height: 80px; width: 260px; margin-left: 10px;"> <div style="border-right: 1px solid black; width: 80px;"></div> <div style="border-right: 1px solid black; width: 80px;"></div> <div style="width: 80px;"></div> </div>

Name: \_\_\_\_\_

## Phonics Intervention

Touch and read the words.

Rob runs rat rag rid rips

Touch and point to each dot and read the words in each sentence.



Rob

sees

the

rat.



The

rat

runs

on

the

rag.



The

rat

rips

the

rag.

Read the passages with fluency. Check one box each time you read the passage.

### The Rat


<input type="checkbox"/>	<input type="checkbox"/>	<input type="checkbox"/>
--------------------------	--------------------------	--------------------------

Rob sees the rat.

The rat runs on the rag.

The rat rips the rag.

Rob got rid of the rat.



Name: \_\_\_\_\_





# Phonics Intervention

Touch and say the sound.





w l d r l w l

L G U L l O i

Touch the dots and say each sound. Blend the sounds together and read the word.  
Color the matching picture.

<p>l o g</p> <p>• • •</p> <p>→</p> 	<p>l a b</p> <p>• • •</p> <p>→</p> 
<p>l i d</p> <p>• • •</p> <p>→</p> 	<p>l i p</p> <p>• • •</p> <p>→</p> 

Look at the picture and say its name. Graph the word.

 <div style="border: 1px solid black; width: 150px; height: 80px; margin-left: 10px;"></div>	 <div style="border: 1px solid black; width: 150px; height: 80px; margin-left: 10px;"></div>
 <div style="border: 1px solid black; width: 150px; height: 80px; margin-left: 10px;"></div>	 <div style="border: 1px solid black; width: 150px; height: 80px; margin-left: 10px;"></div>



Name: \_\_\_\_\_

# Phonics Intervention

Touch and read the words.

Dan    lad    run    lab    lid    lot

Touch and point to each dot and read the words in each sentence.



Dan	is	a	lad.
-----	----	---	------



He	runs	to	the	lab.
----	------	----	-----	------



He	got	a	lid	from	the	lab.
----	-----	---	-----	------	-----	------

Read the passages with fluency. Check one box each time you read the passage.


## Dan in the Lab

Dan is a lad. He runs a lap.

He runs a lot.

He runs to the lab.

He got a lid from the lab.



Name: \_\_\_\_\_





# Phonics Intervention

Touch and say the sound.





j      d      i      j      a      d      m

o      J      P      J      c      H      j

Touch the dots and say each sound. Blend the sounds together and read the word.  
Color the matching picture.

j      o      b 	j      i      g 
j      u      g 	j      o      g 

Look at the picture and say its name. Graph the word.

 <div style="display: flex; border: 1px solid black; height: 80px; width: 260px; margin-left: 10px;"> <div style="border-right: 1px solid black; width: 80px;"></div> <div style="border-right: 1px solid black; width: 80px;"></div> <div style="width: 80px;"></div> </div>	 <div style="display: flex; border: 1px solid black; height: 80px; width: 260px; margin-left: 10px;"> <div style="border-right: 1px solid black; width: 80px;"></div> <div style="border-right: 1px solid black; width: 80px;"></div> <div style="width: 80px;"></div> </div>
 <div style="display: flex; border: 1px solid black; height: 80px; width: 260px; margin-left: 10px;"> <div style="border-right: 1px solid black; width: 80px;"></div> <div style="border-right: 1px solid black; width: 80px;"></div> <div style="width: 80px;"></div> </div>	 <div style="display: flex; border: 1px solid black; height: 80px; width: 260px; margin-left: 10px;"> <div style="border-right: 1px solid black; width: 80px;"></div> <div style="border-right: 1px solid black; width: 80px;"></div> <div style="width: 80px;"></div> </div>

Name: \_\_\_\_\_

# Phonics Intervention

Touch and read the words.

Jan jam Jim job jug jot

Touch and point to each dot and read the words in each sentence.



Jan

likes

jam.



He

got

jam

for

Jan



He

got

jam

in

a

jug.

Read the passages with fluency. Check one box each time you read the passage.


## Jam

Jan likes jam.

Jim has a job.

He got jam for Jan.

He got jam in a jug.



Name: \_\_\_\_\_





# Phonics Intervention

Touch and say the sound.


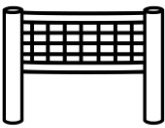


e s a t e h e

E U e U F E e

Touch the dots and say each sound. Blend the sounds together and read the word.  
Color the matching picture.

<p>m e t</p> <p>• • •</p> <p>→</p> 	<p>p e n</p> <p>• • •</p> <p>→</p> 
<p>p e g</p> <p>• • •</p> <p>→</p> 	<p>j e t</p> <p>• • •</p> <p>→</p> 

Look at the picture and say its name. Graph the word.

 <div style="border: 1px solid black; width: 150px; height: 80px; display: flex; justify-content: space-around;"> <div style="border: 1px solid black; width: 40px; height: 80px;"></div> <div style="border: 1px solid black; width: 40px; height: 80px;"></div> <div style="border: 1px solid black; width: 40px; height: 80px;"></div> </div>	 <div style="border: 1px solid black; width: 150px; height: 80px; display: flex; justify-content: space-around;"> <div style="border: 1px solid black; width: 40px; height: 80px;"></div> <div style="border: 1px solid black; width: 40px; height: 80px;"></div> <div style="border: 1px solid black; width: 40px; height: 80px;"></div> </div>
 <div style="border: 1px solid black; width: 150px; height: 80px; display: flex; justify-content: space-around;"> <div style="border: 1px solid black; width: 40px; height: 80px;"></div> <div style="border: 1px solid black; width: 40px; height: 80px;"></div> <div style="border: 1px solid black; width: 40px; height: 80px;"></div> </div>	 <div style="border: 1px solid black; width: 150px; height: 80px; display: flex; justify-content: space-around;"> <div style="border: 1px solid black; width: 40px; height: 80px;"></div> <div style="border: 1px solid black; width: 40px; height: 80px;"></div> <div style="border: 1px solid black; width: 40px; height: 80px;"></div> </div>

Name: \_\_\_\_\_

## Phonics Intervention

Touch and read the words.

Meg bed red hen fed den pet

Touch and point to each dot and read the words in each sentence.



Meg

is

not

in

bed.



She

fed

the

hen

in

the

den.



The

hen

is

a

pet.

Read the passages with fluency. Check one box each time you read the passage.

<input type="checkbox"/>	<input type="checkbox"/>	<input type="checkbox"/>
--------------------------	--------------------------	--------------------------


### The Red Hen

Meg is not in bed.

She got a red hen .

She fed the hen in the den.

The hen is a pet.



Name: \_\_\_\_\_

# Phonics Intervention

Touch and say the sound.

s

i

v

w

r

v

v



p

g

v

v

r

n

v




Touch the dots and say each sound. Blend the sounds together and read the word.

Color the matching picture.

v

a

t



v

a

n



v

e

t



p

e


t



Look at the picture and say its name. Graph the word.



--	--	--



--	--	--



--	--	--



--	--	--

Name: \_\_\_\_\_

# Phonics Intervention

Touch and read the words.

pet vet dog pet cat van vet

Touch and point to each dot and read the words in each sentence.



I	have	a	pet	dog.
---	------	---	-----	------



I	do	not	have	a	pet	cat.
---	----	-----	------	---	-----	------



I	got	in	my	van.
---	-----	----	----	------


Read the passages with fluency. Check one box each time you read the passage.

## The Pet

I have a pet dog.

I do not have a pet cat.

I got in my van to go to  
the vet with my pet.



Name: \_\_\_\_\_





# Phonics Intervention

Touch and say the sound.





z      t      z      z      t      d      z

Z      f      z      i      G      Z      z

Touch the dots and say each sound. Blend the sounds together and read the word.  
Color the matching picture.

<p>z      i      p</p> <p>•      •      •</p> <p>→</p> 	<p>z      a      p</p> <p>•      •      •</p> <p>→</p> 
<p>z      i      t</p> <p>•      •      •</p> <p>→</p> 	<p>z      i      g</p> <p>•      •      •</p> <p>→</p> 

Look at the picture and say its name. Graph the word.

 <div style="display: flex; border: 1px solid black; height: 80px; width: 260px; margin-left: 10px;"> <div style="flex: 1;"></div> <div style="flex: 1;"></div> <div style="flex: 1;"></div> </div>	 <div style="display: flex; border: 1px solid black; height: 80px; width: 260px; margin-left: 10px;"> <div style="flex: 1;"></div> <div style="flex: 1;"></div> <div style="flex: 1;"></div> </div>
 <div style="display: flex; border: 1px solid black; height: 80px; width: 260px; margin-left: 10px;"> <div style="flex: 1;"></div> <div style="flex: 1;"></div> <div style="flex: 1;"></div> </div>	 <div style="display: flex; border: 1px solid black; height: 80px; width: 260px; margin-left: 10px;"> <div style="flex: 1;"></div> <div style="flex: 1;"></div> <div style="flex: 1;"></div> </div>



Name: \_\_\_\_\_

# Phonics Intervention

Touch and read the words.

zig    zit    zag    hop    zip    ran    zap

Touch and point to each dot and read the words in each sentence.



I	like	to	hop	and	run.
---	------	----	-----	-----	------



I	zig	and	zip!
---	-----	-----	------



I	zig	and	zag.
---	-----	-----	------

Read the passages with fluency. Check one box each time you read the passage.


<input type="checkbox"/>	<input type="checkbox"/>	<input type="checkbox"/>
--------------------------	--------------------------	--------------------------

## Zig and Zip

I like to hop and run.

I zig and zip! I zig and zag.

I can not sit.



Name: \_\_\_\_\_





# Phonics Intervention

Touch and say the sound.





y c b c y b y

H Y z Y g y R

Touch the dots and say each sound. Blend the sounds together and read the word.  
Color the matching picture.

<p>y e s</p> <p>• • •</p> <p>→</p> 	<p>y a m</p> <p>• • •</p> <p>→</p> 
<p>y u m</p> <p>• • •</p> <p>→</p> 	<p>v a n</p> <p>• • •</p> <p>→</p> 

Look at the picture and say its name. Graph the word.

 <div style="border: 1px solid black; width: 150px; height: 80px; margin-left: 10px;"></div>	 <div style="border: 1px solid black; width: 150px; height: 80px; margin-left: 10px;"></div>
 <div style="border: 1px solid black; width: 150px; height: 80px; margin-left: 10px;"></div>	 <div style="border: 1px solid black; width: 150px; height: 80px; margin-left: 10px;"></div>

Name: \_\_\_\_\_

# Phonics Intervention

Touch and read the words.

yam   yet   yum   yam   get   mom   van

Touch and point to each dot and read the words in each sentence.



I	do	not	have	a	yam	yet.
---	----	-----	------	---	-----	------



The	yam	is	yum.
-----	-----	----	------



I	like	yams.
---	------	-------

Read the passages with fluency. Check one box each time you read the passage.

<input type="checkbox"/>	<input type="checkbox"/>	<input type="checkbox"/>
--------------------------	--------------------------	--------------------------

## Yams

I do not have a yam yet.

I will get a yam with mom  
in my van. The yam is yum.

I like yams.



Name: \_\_\_\_\_

# Phonics Intervention

Touch and say the sound.









x      p      a      x      g      x      x

●      ●      ●      ●      ●      ●      ●





x      p      s      x      i      m      x

●      ●      ●      ●      ●      ●      ●

Touch the dots and say each sound. Blend the sounds together and read the word.  
Color the matching picture.

<p>b      o      x</p> <p>●      ●      ●</p> <p>→</p>  	<p>f      i      x</p> <p>●      ●      ●</p> <p>→</p>  
<p>f      o      x</p> <p>●      ●      ●</p> <p>→</p>  	<p>m      i      x</p> <p>●      ●      ●</p> <p>→</p>  

Look at the picture and say its name. Graph the word.

 <div style="border: 1px solid black; width: 150px; height: 80px; display: flex; justify-content: space-around;"> <div style="width: 30px; height: 80px;"></div> <div style="width: 30px; height: 80px;"></div> <div style="width: 30px; height: 80px;"></div> </div>	 <div style="border: 1px solid black; width: 150px; height: 80px; display: flex; justify-content: space-around;"> <div style="width: 30px; height: 80px;"></div> <div style="width: 30px; height: 80px;"></div> <div style="width: 30px; height: 80px;"></div> </div>
 <div style="border: 1px solid black; width: 150px; height: 80px; display: flex; justify-content: space-around;"> <div style="width: 30px; height: 80px;"></div> <div style="width: 30px; height: 80px;"></div> <div style="width: 30px; height: 80px;"></div> </div>	 <div style="border: 1px solid black; width: 150px; height: 80px; display: flex; justify-content: space-around;"> <div style="width: 30px; height: 80px;"></div> <div style="width: 30px; height: 80px;"></div> <div style="width: 30px; height: 80px;"></div> </div>

Name: \_\_\_\_\_

# Phonics Intervention

Touch and read the words.

Mox

ox

box

fox

wax

sax

Touch and point to each dot and read the words in each sentence.



Mox,

the

ox,

has

a

big

box.



Lon,

the

fox,

has

a

box.



The

box

has

wax

and

a

big

sax.

Read the passages with fluency. Check one box each time you read the passage.


## The Box

--	--	--

Mox, the ox, has a big box.

Lon, the fox, has a box.

The box has wax and  
a big sax.



Name: \_\_\_\_\_

# Phonics Intervention

Touch and say the sound.

ck



g



i



qu



n



qu



a



ck



I



Qu



R



qu



t



Qu



Touch the dots and say each sound. Blend the sounds together and read the word.

Color the matching picture.

qu



i



t




qu



i



z




qu



i



p



p



e




n



Look at the picture and say its name. Graph the word.



--	--	--



--	--	--



--	--	--



--	--	--

Name: \_\_\_\_\_

# Phonics Intervention

Touch and read the words.

quick quiz quip quill

Touch and point to each dot and read the words in each sentence.



Jack

has

a

quiz.



He

will

pack

his

bag.



He

gets

a

quill

for

the

quiz.

Read the passages with fluency. Check one box each time you read the passage.

<input type="checkbox"/>	<input type="checkbox"/>	<input type="checkbox"/>
--------------------------	--------------------------	--------------------------

## The quiz

Quick, quick. Jack has a quiz.

He will pack his bag.

This is not a quip. He gets a quill  
for the quiz. Quick, Bob, quick!

Name	
1	<input type="radio"/> <input type="radio"/> <input type="radio"/> <input type="radio"/> <input type="radio"/>
2	<input type="radio"/> <input type="radio"/> <input type="radio"/> <input type="radio"/> <input type="radio"/>
3	<input type="radio"/> <input type="radio"/> <input type="radio"/> <input type="radio"/> <input type="radio"/>
4	<input type="radio"/> <input type="radio"/> <input type="radio"/> <input type="radio"/> <input type="radio"/>

Name: \_\_\_\_\_





## Phonics Intervention

Touch and say the sound.





a l qu s a z a

w T A a A I a

Touch the dots and say each sound. Blend the sounds together and read the word.  
Color the matching picture.

<p>b a g</p> <p>• • •</p> <p>→</p> 	<p>r a g</p> <p>• • •</p> <p>→</p> 
<p>c a t</p> <p>• • •</p> <p>→</p> 	<p>s a t</p> <p>• • •</p> <p>→</p> 

Look at the picture and say its name. Graph the word.

 <div style="border: 1px solid black; width: 150px; height: 80px; display: flex; justify-content: space-between;"> <div style="width: 30%;"></div> <div style="width: 30%;"></div> <div style="width: 30%;"></div> </div>	 <div style="border: 1px solid black; width: 150px; height: 80px; display: flex; justify-content: space-between;"> <div style="width: 30%;"></div> <div style="width: 30%;"></div> <div style="width: 30%;"></div> </div>
 <div style="border: 1px solid black; width: 150px; height: 80px; display: flex; justify-content: space-between;"> <div style="width: 30%;"></div> <div style="width: 30%;"></div> <div style="width: 30%;"></div> </div>	 <div style="border: 1px solid black; width: 150px; height: 80px; display: flex; justify-content: space-between;"> <div style="width: 30%;"></div> <div style="width: 30%;"></div> <div style="width: 30%;"></div> </div>



Name: \_\_\_\_\_

# Phonics Intervention

Touch and read the words.

Dan cat fat sat hat nap mat

Touch and point to each dot and read the words in each sentence.



Dan

is

a

cat.



Dan

is

a

fat,

fat

cat.



Dan

sat

on


a

hat.

Read the passages with fluency. Check one box each time you read the passage.

## Dan the Cat

Dan is a cat. Dan is a fat,  
fat cat. Dan sat on a hat.  
Dan has a nap on the mat.







Name: \_\_\_\_\_

# Phonics Intervention

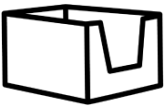



Touch and say the sound.

l	r	i	r	i	z	i
•	•	•	•	•	•	•
i	k	I	v	F	y	I
•	•	•	•	•	•	•

Touch the dots and say each sound. Blend the sounds together and read the word.  
Color the matching picture.

<p>f i g</p> <p>• • •</p> <p>→</p> 	<p>b i g</p> <p>• • •</p> <p>→</p> 
<p>b i t</p> <p>• • •</p> <p>→</p> 	<p>j i g</p> <p>• • •</p> <p>→</p> 

Look at the picture and say its name. Graph the word.

 <table border="1" data-bbox="349 1554 763 1732"> <tr> <td></td> <td></td> <td></td> </tr> </table>				 <table border="1" data-bbox="1063 1554 1477 1732"> <tr> <td></td> <td></td> <td></td> </tr> </table>			
 <table border="1" data-bbox="349 1795 763 1974"> <tr> <td></td> <td></td> <td></td> </tr> </table>				 <table border="1" data-bbox="1063 1795 1477 1974"> <tr> <td></td> <td></td> <td></td> </tr> </table>			

Name: \_\_\_\_\_

# Phonics Intervention

Touch and read the words.

fig

big

Sid

bit

did

jig

Touch and point to each dot and read the words in each sentence.



Look

at

the

fig.



It

is

a

big

fig.



The

fig

is

for

Sid.

Read the passages with fluency. Check one box each time you read the passage.

## The Fig

Look at the fig.

It is a big fig.

The fig is for Sid.

Sid bit the fig and did a jig.



Name: \_\_\_\_\_

# Phonics Intervention

Touch and say the sound.

t



o



g



o



b



o



f



O



a



o



S



o



O



I



Touch the dots and say each sound. Blend the sounds together and read the word.

Color the matching picture.

s



o



b



b



o



p



c



o



p



m



o



p



Look at the picture and say its name. Graph the word.



--	--	--



--	--	--



--	--	--



--	--	--

Name: \_\_\_\_\_

# Phonics Intervention

Touch and read the words.

Lon not hot box hop lot top

Touch and point to each dot and read the words in each sentence.



Lon

is

not

hot.



He

can

hop

on

the

box.



He

can

hop

on

top.


Read the passages with fluency. Check one box each time you read the passage.

## Lon's Box

Lon is not hot. He has a  
box. He can hop on the box.

He can hop a lot.

He can hop on top.



Name: \_\_\_\_\_



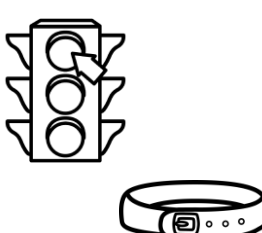

# Phonics Intervention

Touch and say the sound.




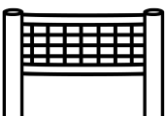
o j e v y e y

E e o e I E T

Touch the dots and say each sound. Blend the sounds together and read the word.  
Color the matching picture.

<p>p e t</p> 	<p>g e t</p> 
<p>r e d</p> 	<p>b e g</p> 

Look at the picture and say its name. Graph the word.

 <div style="border: 1px solid black; width: 150px; height: 80px; margin-left: 10px;"></div>	 <div style="border: 1px solid black; width: 150px; height: 80px; margin-left: 10px;"></div>
 <div style="border: 1px solid black; width: 150px; height: 80px; margin-left: 10px;"></div>	 <div style="border: 1px solid black; width: 150px; height: 80px; margin-left: 10px;"></div>

Name: \_\_\_\_\_

# Phonics Intervention

Touch and read the words.

Ben den ten men fed red hen wet

Touch and point to each dot and read the words in each sentence.



Ben

is

in

the

den.



Ben

can

see

ten

men.



The

men

fed

the

red

hen.

Read the passages with fluency. Check one box each time you read the passage.

<input type="checkbox"/>	<input type="checkbox"/>	<input type="checkbox"/>
--------------------------	--------------------------	--------------------------


## The Hen

Ben is in the den.

Ben can see ten men.

The men fed the red hen.

The hen is wet.



Name: \_\_\_\_\_





## Phonics Intervention

Touch and say the sound.





j      z      u      d      u      h      u

u      r      U      n      f      U      u

Touch the dots and say each sound. Blend the sounds together and read the word.  
Color the matching picture.

<p>n      u      t</p> <p>•      •      •</p> <p>→</p> 	<p>f      u      n</p> <p>•      •      •</p> <p>→</p> 
<p>s      u      n</p> <p>•      •      •</p> <p>→</p> 	<p>b      u      s</p> <p>•      •      •</p> <p>→</p> 

Look at the picture and say its name. Graph the word.

 <div style="border: 1px solid black; width: 150px; height: 80px; display: flex; justify-content: space-around;"> <div style="width: 33%; height: 80px;"></div> <div style="width: 33%; height: 80px;"></div> <div style="width: 33%; height: 80px;"></div> </div>	 <div style="border: 1px solid black; width: 150px; height: 80px; display: flex; justify-content: space-around;"> <div style="width: 33%; height: 80px;"></div> <div style="width: 33%; height: 80px;"></div> <div style="width: 33%; height: 80px;"></div> </div>
 <div style="border: 1px solid black; width: 150px; height: 80px; display: flex; justify-content: space-around;"> <div style="width: 33%; height: 80px;"></div> <div style="width: 33%; height: 80px;"></div> <div style="width: 33%; height: 80px;"></div> </div>	 <div style="border: 1px solid black; width: 150px; height: 80px; display: flex; justify-content: space-around;"> <div style="width: 33%; height: 80px;"></div> <div style="width: 33%; height: 80px;"></div> <div style="width: 33%; height: 80px;"></div> </div>



Name: \_\_\_\_\_

# Phonics Intervention

Touch and read the words.

Gus      pug      fun      run      sun      pup

Touch and point to each dot and read the words in each sentence.



Gus

has

a

pug.



The

pug

is

not

big.



It

is

a

pup.

Read the passages with fluency. Check one box each time you read the passage.

## The Pug

<input type="checkbox"/>	<input type="checkbox"/>	<input type="checkbox"/>
--------------------------	--------------------------	--------------------------

Gus has a pug. It is fun to  
run with his pug in the sun.

The pug is not big.

It is a pup.



Name: \_\_\_\_\_





## Phonics Intervention

Touch and say the sound.





y j ss o ss o ss

t N ss A V ss C

Touch the dots and say each sound. Blend the sounds together and read the word.  
Color the matching picture.

<p>d r e ss</p> <p>• • • •</p> <p>→</p> 	<p>f u ss</p> <p>• • •</p> <p>→</p> 
<p>g r a ss</p> <p>• • • •</p> <p>→</p> 	<p>m a ss</p> <p>• • •</p> <p>→</p> 

Look at the picture and say its name. Graph the word.

 <div style="border: 1px solid black; width: 150px; height: 80px; display: flex; justify-content: space-between;"> <div style="width: 30%;"></div> <div style="width: 30%;"></div> <div style="width: 30%;"></div> </div>	 <div style="border: 1px solid black; width: 150px; height: 80px; display: flex; justify-content: space-between;"> <div style="width: 30%;"></div> <div style="width: 30%;"></div> <div style="width: 30%;"></div> </div>
 <div style="border: 1px solid black; width: 150px; height: 80px; display: flex; justify-content: space-between;"> <div style="width: 30%;"></div> <div style="width: 30%;"></div> <div style="width: 30%;"></div> </div>	 <div style="border: 1px solid black; width: 150px; height: 80px; display: flex; justify-content: space-between;"> <div style="width: 30%;"></div> <div style="width: 30%;"></div> <div style="width: 30%;"></div> </div>

Name: \_\_\_\_\_

## Phonics Intervention

Touch and read the words.

Miss   Jess   Tess   boss   grass   pass   mess  
●   ●   ●   ●   ●   ●   ●

Touch and point to each dot and read the words in each sentence.



Miss	Jess	is	the	boss.
------	------	----	-----	-------

  
●   ●   ●   ●   ●

She	sits	in	the	grass	with	Miss	Tess.
-----	------	----	-----	-------	------	------	-------

  
●   ●   ●   ●   ●   ●   ●   ●

It	is	not	a	mess.
----	----	-----	---	-------


  
●   ●   ●   ●   ●

Read the passages with fluency. Check one box each time you read the passage.

<input type="checkbox"/>	<input type="checkbox"/>	<input type="checkbox"/>
--------------------------	--------------------------	--------------------------

### Miss Jess and Miss Tess

Miss Jess is the boss. She sits  
in the grass with Miss Tess.  
Miss Tess can pass the bag to  
Miss Jess. It is not a mess.











Name: \_\_\_\_\_

## Phonics Intervention





Touch and say the sound.

ll	m	o	x	ll	x	ll
●	●	●	●	●	●	●
c	ll	a	U	ll	G	n
●	●	●	●	●	●	●

Touch the dots and say each sound. Blend the sounds together and read the word.  
Color the matching picture.

b e ll ● ● ● →	 	f i ll ● ● ● →	 
b u ll ● ● ● →	 	w e ll ● ● ● →	 

Look at the picture and say its name. Graph the word.

	<div style="border: 1px solid black; width: 100px; height: 80px; display: flex; justify-content: space-around;"> <div style="width: 30px; height: 80px;"></div> <div style="width: 30px; height: 80px;"></div> <div style="width: 30px; height: 80px;"></div> </div>		<div style="border: 1px solid black; width: 100px; height: 80px; display: flex; justify-content: space-around;"> <div style="width: 30px; height: 80px;"></div> <div style="width: 30px; height: 80px;"></div> <div style="width: 30px; height: 80px;"></div> </div>
	<div style="border: 1px solid black; width: 100px; height: 80px; display: flex; justify-content: space-around;"> <div style="width: 30px; height: 80px;"></div> <div style="width: 30px; height: 80px;"></div> <div style="width: 30px; height: 80px;"></div> </div>		<div style="border: 1px solid black; width: 100px; height: 80px; display: flex; justify-content: space-around;"> <div style="width: 30px; height: 80px;"></div> <div style="width: 30px; height: 80px;"></div> <div style="width: 30px; height: 80px;"></div> </div>

Name: \_\_\_\_\_

# Phonics Intervention

Touch and read the words.

will      hill      mill      fill

Touch and point to each dot and read the words in each sentence.



Jack	will	pack	his	bag.
------	------	------	-----	------



He	will	run	up	the	hill.
----	------	-----	----	-----	-------



He	will	fill	his	bag.
----	------	------	-----	------

Read the passages with fluency. Check one box each time you read the passage.

<input type="checkbox"/>	<input type="checkbox"/>	<input type="checkbox"/>
--------------------------	--------------------------	--------------------------

## Up the Hill

Jack will pack his bag.

He will run up the hill and  
go to the mill.

He will fill his bag.



Name: \_\_\_\_\_

# Phonics Intervention

Touch and say the sound.

a m r sh p k sh



Sh T sh z G Sh l



Touch the dots and say each sound. Blend the sounds together and read the word.

Color the matching picture.

<p>g a sh</p>	<p>sh o p</p>
<p>d i sh</p>	<p>f i sh</p>

Look at the picture and say its name. Graph the word.

<div style="border: 1px solid black; width: 100px; height: 80px; display: flex; justify-content: space-around;"> <div style="width: 30px; height: 80px;"></div> <div style="width: 30px; height: 80px;"></div> <div style="width: 30px; height: 80px;"></div> </div>	<div style="border: 1px solid black; width: 100px; height: 80px; display: flex; justify-content: space-around;"> <div style="width: 30px; height: 80px;"></div> <div style="width: 30px; height: 80px;"></div> <div style="width: 30px; height: 80px;"></div> </div>
<div style="border: 1px solid black; width: 100px; height: 80px; display: flex; justify-content: space-around;"> <div style="width: 30px; height: 80px;"></div> <div style="width: 30px; height: 80px;"></div> <div style="width: 30px; height: 80px;"></div> </div>	<div style="border: 1px solid black; width: 100px; height: 80px; display: flex; justify-content: space-around;"> <div style="width: 30px; height: 80px;"></div> <div style="width: 30px; height: 80px;"></div> <div style="width: 30px; height: 80px;"></div> </div>

Name: \_\_\_\_\_

# Phonics Intervention

Touch and read the words.

rush sash posh shop dish fish

Touch and point to each dot and read the words in each sentence.



He	is	in	a	rush.
----	----	----	---	-------



He	will	go	to	the	posh	shop.
----	------	----	----	-----	------	-------




He	will	get	a	dish	of	fish.
----	------	-----	---	------	----	-------

Read the passages with fluency. Check one box each time you read the passage.

<input type="checkbox"/>	<input type="checkbox"/>	<input type="checkbox"/>
--------------------------	--------------------------	--------------------------

## In a Rush

He is in a rush. He got his sash. He will go to the posh shop. He will get a dish of fish.



Name: \_\_\_\_\_

# Phonics Intervention

Touch and say the sound.

m      ch      w      a      ch      i      s



l      ch      S      Ch      H      y      Ch



Touch the dots and say each sound. Blend the sounds together and read the word.  
Color the matching picture.

<p>ch   a   p</p>	<p>ch   a   t</p>
<p>ch   i   n</p>	<p>ch   o   p</p>

Look at the picture and say its name. Graph the word.

<div style="border: 1px solid black; width: 150px; height: 80px; display: flex; justify-content: space-around;"> <div style="border: 1px solid black; width: 40px; height: 80px;"></div> <div style="border: 1px solid black; width: 40px; height: 80px;"></div> <div style="border: 1px solid black; width: 40px; height: 80px;"></div> </div>	<div style="border: 1px solid black; width: 150px; height: 80px; display: flex; justify-content: space-around;"> <div style="border: 1px solid black; width: 40px; height: 80px;"></div> <div style="border: 1px solid black; width: 40px; height: 80px;"></div> <div style="border: 1px solid black; width: 40px; height: 80px;"></div> </div>
<div style="border: 1px solid black; width: 150px; height: 80px; display: flex; justify-content: space-around;"> <div style="border: 1px solid black; width: 40px; height: 80px;"></div> <div style="border: 1px solid black; width: 40px; height: 80px;"></div> <div style="border: 1px solid black; width: 40px; height: 80px;"></div> </div>	<div style="border: 1px solid black; width: 150px; height: 80px; display: flex; justify-content: space-around;"> <div style="border: 1px solid black; width: 40px; height: 80px;"></div> <div style="border: 1px solid black; width: 40px; height: 80px;"></div> <div style="border: 1px solid black; width: 40px; height: 80px;"></div> </div>



Name: \_\_\_\_\_

# Phonics Intervention

Touch and read the words.

Chad Mitch chat bench lunch hatch such

Touch and point to each dot and read the words in each sentence.



Chad	and	Mitch	have	a	chat.
------	-----	-------	------	---	-------



They	chat	and	see	an	egg	hatch.
------	------	-----	-----	----	-----	--------



They	had	such	fun!
------	-----	------	------

Read the passages with fluency. Check one box each time you read the passage.

<input type="checkbox"/>	<input type="checkbox"/>	<input type="checkbox"/>
--------------------------	--------------------------	--------------------------

## Chad and Mitch

Chad and Mitch have a chat.  
They sit on a bench and have  
lunch. They chat and see an  
egg hatch. They had such fun!



Name: \_\_\_\_\_





# Phonics Intervention

Touch and say the sound.





th p th f g th a

th m Th Y N th i

Touch the dots and say each sound. Blend the sounds together and read the word.  
Color the matching picture.

<p>th i n</p> <p>• • •</p> <p>→</p> 	<p>w i th</p> <p>• • •</p> <p>→</p> 
<p>m o th</p> <p>• • •</p> <p>→</p> 	<p>m a th</p> <p>• • •</p> <p>→</p> 

Look at the picture and say its name. Graph the word.

 <div style="border: 1px solid black; width: 150px; height: 80px; display: flex; justify-content: space-around;"> <div style="border: 1px solid black; width: 45px; height: 80px;"></div> <div style="border: 1px solid black; width: 45px; height: 80px;"></div> <div style="border: 1px solid black; width: 45px; height: 80px;"></div> </div>	 <div style="border: 1px solid black; width: 150px; height: 80px; display: flex; justify-content: space-around;"> <div style="border: 1px solid black; width: 45px; height: 80px;"></div> <div style="border: 1px solid black; width: 45px; height: 80px;"></div> <div style="border: 1px solid black; width: 45px; height: 80px;"></div> </div>
 <div style="border: 1px solid black; width: 150px; height: 80px; display: flex; justify-content: space-around;"> <div style="border: 1px solid black; width: 45px; height: 80px;"></div> <div style="border: 1px solid black; width: 45px; height: 80px;"></div> <div style="border: 1px solid black; width: 45px; height: 80px;"></div> </div>	 <div style="border: 1px solid black; width: 150px; height: 80px; display: flex; justify-content: space-around;"> <div style="border: 1px solid black; width: 45px; height: 80px;"></div> <div style="border: 1px solid black; width: 45px; height: 80px;"></div> <div style="border: 1px solid black; width: 45px; height: 80px;"></div> </div>

Name: \_\_\_\_\_

# Phonics Intervention

Touch and read the words.

Seth Beth path thin thick math

Touch and point to each dot and read the words in each sentence.



Seth	sees	Beth	on	the	path.
------	------	------	----	-----	-------



He	has	a	box	for	Beth.
----	-----	---	-----	-----	-------




It	is	a	math	box.
----	----	---	------	------

Read the passages with fluency. Check one box each time you read the passage.

<input type="checkbox"/>	<input type="checkbox"/>	<input type="checkbox"/>
--------------------------	--------------------------	--------------------------

## The Math Box

Seth sees Beth on the path. He has a box for Beth. The box is thin. It is not thick. It is a math box.



Name: \_\_\_\_\_

# Phonics Intervention

Touch and say the sound.

z

f

wh

j

r

m

wh



Wh

m

M

wh

I

a


Wh



Touch the dots and say each sound. Blend the sounds together and read the word.

Color the matching picture.

wh e n



wh i p



wh i z



Look at the picture and say its name. Graph the word.



--	--	--



--	--	--



--	--	--

Name: \_\_\_\_\_

# Phonics Intervention

Touch and read the words.

whiz      whip      when

Touch and point to each dot and read the words in each sentence.



Phil

is

in

class.



He

will

make

a

graph.



He

is

a

whiz.

Read the passages with fluency. Check one box each time you read the passage.

<input type="checkbox"/>	<input type="checkbox"/>	<input type="checkbox"/>
--------------------------	--------------------------	--------------------------

## Math Whiz

Phil is in class. When he goes to class, he will do math. He will make a graph. He is a whiz.



Name: \_\_\_\_\_

## Phonics Intervention

Touch and say the sound.

b



s



f



c



fl



pl



sl



S



C



G



P



S



B



C



Touch the dots and say each sound. Blend the sounds together and read the word.

Color the matching picture.

b



l



o



b



g



l



o



be



b



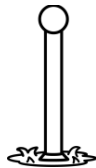
l



o



t



c



l



i



p



Look at the picture and say its name. Graph the word.



--	--	--	--	--



--	--	--	--	--



--	--	--	--	--



--	--	--	--	--

Name: \_\_\_\_\_

## Phonics Intervention

Touch and read the words.

Glen slug sled club flat flog

Touch and point to each dot and read the words in each sentence.



Glen	is	a	slug.
------	----	---	-------



Glen	has	a	sled.
------	-----	---	-------



Glen	will	go	up	the	sick	hill	in	the	sled.
------	------	----	----	-----	------	------	----	-----	-------

Read the passages with fluency. Check one box each time you read the passage.

<input type="checkbox"/>	<input type="checkbox"/>	<input type="checkbox"/>
--------------------------	--------------------------	--------------------------


### Glen

Glen is a slug. Glen has a sled.

Glen will go up the sick hill in

the sled. She will go to the

kids' club to see the flat flag.



Name: \_\_\_\_\_

## Phonics Intervention

Touch and say the sound.

dr



pr



tr



fr



br



pr



cr



Tr



Pr



Tr



Br



Fr



Cr



Dr




Touch the dots and say each sound. Blend the sounds together and read the word.  
Color the matching picture.

f r o g



g r a d




d r o p



b r i m



Look at the picture and say its name. Graph the word.



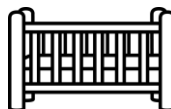
--	--	--	--	--



--	--	--	--	--



--	--	--	--	--



--	--	--	--	--



Name: \_\_\_\_\_

## Phonics Intervention

Touch and read the words.

Fran grass frog truck crab track grin

Touch and point to each dot and read the words in each sentence.



Fran	is	with	her	dog	in	the	grass.
------	----	------	-----	-----	----	-----	--------



They	see	a	frog,	a	truck,	and	a	crab.
------	-----	---	-------	---	--------	-----	---	-------



Fran	has	a	big	grin.
------	-----	---	-----	-------

Read the passages with fluency. Check one box each time you read the passage.

### Fran

--	--	--

Fran is with her dog in the grass. They see a frog, a truck, and a crab on the track. Fran has a big grin.



Name: \_\_\_\_\_

## Phonics Intervention

Touch and say the sound.

sw



sc



st



sm



sk



sn



sp



Sk



St



Sl



St



Sp



Sk



Sc



Touch the dots and say each sound. Blend the sounds together and read the word.

Color the matching picture.

s l a m



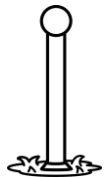
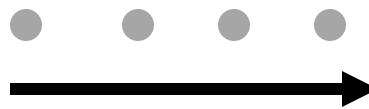
s l a p



s p a m



s t e m



Look at the picture and say its name. Graph the word.



--	--	--	--



--	--	--	--



--	--	--	--



--	--	--	--

Name: \_\_\_\_\_

## Phonics Intervention

Touch and read the words.

spot

spin

skip

snap

smock

stop

snack



Touch and point to each dot and read the words in each sentence.



I

see

a

spot

in

the

grass.



I

will

spin

and

skip.



I

stop

to

have

a

snack.



Read the passages with fluency. Check one box each time you read the passage.

☐☐☐

### In the Grass

I see a spot in the grass.

I will spin and skip

. I snap in my red smock.

I stop to have a snack.



Name: \_\_\_\_\_





## Phonics Intervention

Touch and say the sound.



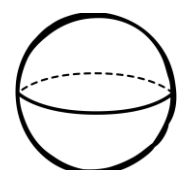

p ph b sh ph m ph

Ph Bl m Ph R Ph f

Touch the dots and say each sound. Blend the sounds together and read the word.  
Color the matching picture.

<p>g r a p h</p> <p>• • • •</p> <p>→</p> 	<p>ph o n e</p> <p>• • •</p> <p>→</p> 
<p>s p h e r e</p> <p>• • • •</p> <p>→</p> 	<p>d o l p h i n</p> <p>• • • • • •</p> <p>→</p> 

Look at the picture and say its name. Graph the word.

 <table border="1" data-bbox="276 1554 795 1701"> <tr> <td></td><td></td><td></td><td></td><td></td><td></td><td></td> </tr> </table>								 <table border="1" data-bbox="1055 1554 1494 1701"> <tr> <td></td><td></td><td></td><td></td><td></td> </tr> </table>					
 <table border="1" data-bbox="341 1785 763 1953"> <tr> <td></td><td></td><td></td><td></td><td></td> </tr> </table>						 <table border="1" data-bbox="1055 1785 1494 1974"> <tr> <td></td><td></td><td></td><td></td> </tr> </table>							

Name: \_\_\_\_\_

# Phonics Intervention

Touch and read the words.

Phil  
●Ralph  
●graph  
●phone  
●photo  
●

Touch and point to each dot and read the words in each sentence.



Phil

and

Ralph

are

in

class.



They

will

do

math.



They

will

make

a

graph.

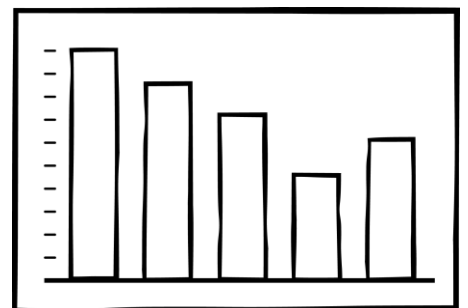
Read the passages with fluency. Check one box each time you read the passage.

## Phil and Ralph

Phil and Ralph are in class.

They will do math.

They will make a graph.


☐ ☐ ☐

Name: \_\_\_\_\_

# Phonics Intervention

Touch and say the sound.

j



g



nd



b



n



nd



b



nd



F



f



nd



t



M




H



Touch the dots and say each sound. Blend the sounds together and read the word.

Color the matching picture.

b a n d



f u n d




p o n d



t e n d



Look at the picture and say its name. Graph the word.



--	--	--	--



--	--	--	--



--	--	--	--



--	--	--	--

Name: \_\_\_\_\_

# Phonics Intervention

Touch and read the words.

pond      land      sand      band      grand

Touch and point to each dot and read the words in each sentence.



I	will	go	to	the	pond.
---	------	----	----	-----	-------



I	will	watch	the	band.
---	------	-------	-----	-------



The	band	is	grand.
-----	------	----	--------

Read the passages with fluency. Check one box each time you read the passage.

<input type="checkbox"/>	<input type="checkbox"/>	<input type="checkbox"/>
--------------------------	--------------------------	--------------------------

## The Pond

I will go the pond. The pond is at  
the end of the land with sand.

I will watch the band.

The band is grand!

They can do a hand stand!



Name: \_\_\_\_\_

## Phonics Intervention

Touch and say the sound.

w c mp g x n mp



I w J K mp k mp



Touch the dots and say each sound. Blend the sounds together and read the word.

Color the matching picture.

b l i m p  	c a m p  
c a m p  	s t a m p  

Look at the picture and say its name. Graph the word.

<div style="border: 1px solid black; width: 100px; height: 50px; display: flex; justify-content: space-between;"> <div style="width: 20%;"></div> <div style="width: 20%;"></div> <div style="width: 20%;"></div> <div style="width: 20%;"></div> <div style="width: 20%;"></div> </div>	<div style="border: 1px solid black; width: 100px; height: 50px; display: flex; justify-content: space-between;"> <div style="width: 20%;"></div> <div style="width: 20%;"></div> <div style="width: 20%;"></div> <div style="width: 20%;"></div> <div style="width: 20%;"></div> </div>
<div style="border: 1px solid black; width: 100px; height: 50px; display: flex; justify-content: space-between;"> <div style="width: 20%;"></div> <div style="width: 20%;"></div> <div style="width: 20%;"></div> <div style="width: 20%;"></div> <div style="width: 20%;"></div> </div>	<div style="border: 1px solid black; width: 100px; height: 50px; display: flex; justify-content: space-between;"> <div style="width: 20%;"></div> <div style="width: 20%;"></div> <div style="width: 20%;"></div> <div style="width: 20%;"></div> <div style="width: 20%;"></div> </div>



Name: \_\_\_\_\_

# Phonics Intervention

Touch and read the words.

champ    chimp    chomp    plump    stomp  
 ●        ●        ●        ●        ●

Touch and point to each dot and read the words in each sentence.



Champ

is

a

chimp.



He

can

stomp

and

jump.



He

got

a

bump




Read the passages with fluency. Check one box each time you read the passage.

## The Chimp

Champ is a chimp.

He can chomp till he is  
plump. He can stomp and  
jump. Oh, no! He got a bump!



--	--	--

Name: \_\_\_\_\_





## Phonics Intervention

Touch and say the sound.





g st k st j d o

st N M j s st N

Touch the dots and say each sound. Blend the sounds together and read the word.  
Color the matching picture.

<p>f a s t</p> <p>• • • •</p> <p>→</p> 	<p>w e s t</p> <p>• • • •</p> <p>→</p> 
<p>f e s t</p> <p>• • • •</p> <p>→</p> 	<p>b e s t</p> <p>• • • •</p> <p>→</p> 

Look at the picture and say its name. Graph the word.

 <div style="display: flex; border: 1px solid black; height: 80px; width: 250px;"></div>	 <div style="display: flex; border: 1px solid black; height: 80px; width: 250px;"></div>
 <div style="display: flex; border: 1px solid black; height: 80px; width: 250px;"></div>	 <div style="display: flex; border: 1px solid black; height: 80px; width: 250px;"></div>

Name: \_\_\_\_\_

# Phonics Intervention

Touch and read the words.

test   best   must   fast   rest   last

Touch and point to each dot and read the words in each sentence.



Glen

has

a

test.



She

must

be

fast.



She

will

not

be


last.

Read the passages with fluency. Check one box each time you read the passage.

## The Test

Glen has a test. She will do  
her best. She must be fast.  
She must not rest.

She will not be last.


☐ ☐ ☐

Name: \_\_\_\_\_

# Phonics Intervention

Touch and say the sound.

nt

s

nt

u

j

b

nt



b

D

nt

c

N

nt

a




Touch the dots and say each sound. Blend the sounds together and read the word.

Color the matching picture.

s e n t





b e n t




w e n t



h i n t



Look at the picture and say its name. Graph the word.



--	--	--	--



--	--	--	--



--	--	--	--



--	--	--	--

Name: \_\_\_\_\_

# Phonics Intervention

Touch and read the words.

ant    went    tent    hunt    mint    plant

Touch and point to each dot and read the words in each sentence.



The	ant	went	in	the	tent.
-----	-----	------	----	-----	-------



It	will	hunt.
----	------	-------



It	smells	a	mint	plant.
----	--------	---	------	--------


Read the passages with fluency. Check one box each time you read the passage.

## The Ant

The ant went in the tent.

It will hunt. Hunt, ant! It

smells a mint plant.



<input type="checkbox"/>	<input type="checkbox"/>	<input type="checkbox"/>
--------------------------	--------------------------	--------------------------

Name: \_\_\_\_\_





## Phonics Intervention

Touch and say the sound.





l s nd mp y f st

K E r mp t st i

Touch the dots and say each sound. Blend the sounds together and read the word.  
Color the matching picture.

<p>b e n d</p> <p>• • • •</p> <p>→</p> 	<p>e n d</p> <p>• • •</p> <p>→</p> 
<p>j u m p</p> <p>• • • •</p> <p>→</p> 	<p>w e n t</p> <p>• • • •</p> <p>→</p> 

Look at the picture and say its name. Graph the word.

 <div style="border: 1px solid black; width: 200px; height: 80px; margin-left: 10px;"> <div style="border-right: 1px solid black; width: 50px; height: 80px;"></div> <div style="border-right: 1px solid black; width: 50px; height: 80px;"></div> <div style="border-right: 1px solid black; width: 50px; height: 80px;"></div> <div style="width: 50px; height: 80px;"></div> </div>	 <div style="border: 1px solid black; width: 200px; height: 80px; margin-left: 10px;"> <div style="border-right: 1px solid black; width: 50px; height: 80px;"></div> <div style="border-right: 1px solid black; width: 50px; height: 80px;"></div> <div style="border-right: 1px solid black; width: 50px; height: 80px;"></div> <div style="width: 50px; height: 80px;"></div> </div>
 <div style="border: 1px solid black; width: 200px; height: 80px; margin-left: 10px;"> <div style="border-right: 1px solid black; width: 50px; height: 80px;"></div> <div style="border-right: 1px solid black; width: 50px; height: 80px;"></div> <div style="border-right: 1px solid black; width: 50px; height: 80px;"></div> <div style="width: 50px; height: 80px;"></div> </div>	 <div style="border: 1px solid black; width: 200px; height: 80px; margin-left: 10px;"> <div style="border-right: 1px solid black; width: 50px; height: 80px;"></div> <div style="border-right: 1px solid black; width: 50px; height: 80px;"></div> <div style="border-right: 1px solid black; width: 50px; height: 80px;"></div> <div style="width: 50px; height: 80px;"></div> </div>

Name: \_\_\_\_\_

## Phonics Intervention

Touch and read the words.

track      bend      jump      end

Touch and point to each dot and read the words in each sentence.



Fran

Frog

is

at

the

track.



She

will

bend

her

legs.



She

will

jump

and

jump.

Read the passages with fluency. Check one box each time you read the passage.


### The Track

Fran Frog is at the track.

She will bend her legs.

She will jump and jump.

She will jump to the end of  
the track.



Name: \_\_\_\_\_

## Phonics Intervention

Touch and say the sound.

e      nd      f      i      nd      k      mp





●      ●      ●      ●      ●      ●      ●

I      m      E      ck      z      A      st



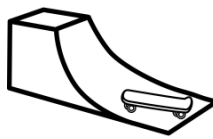

●      ●      ●      ●      ●      ●      ●

Touch the dots and say each sound. Blend the sounds together and read the word.

Color the matching picture.

<p>l i s t</p> <p>● ● ● ●</p> 	<p>f a s t</p> <p>● ● ● ●</p> 
<p>f u n d</p> <p>● ● ● ●</p> 	<p>w i n d</p> <p>● ● ● ●</p> 

Look at the picture and say its name. Graph the word.

 <div style="border: 1px solid black; width: 100px; height: 80px; display: flex; justify-content: space-between;"> <div style="width: 20%;"></div> <div style="width: 20%;"></div> <div style="width: 20%;"></div> <div style="width: 20%;"></div> <div style="width: 20%;"></div> </div>	 <div style="border: 1px solid black; width: 100px; height: 80px; display: flex; justify-content: space-between;"> <div style="width: 20%;"></div> <div style="width: 20%;"></div> <div style="width: 20%;"></div> <div style="width: 20%;"></div> <div style="width: 20%;"></div> </div>
 <div style="border: 1px solid black; width: 100px; height: 80px; display: flex; justify-content: space-between;"> <div style="width: 20%;"></div> <div style="width: 20%;"></div> <div style="width: 20%;"></div> <div style="width: 20%;"></div> <div style="width: 20%;"></div> </div>	 <div style="border: 1px solid black; width: 100px; height: 80px; display: flex; justify-content: space-between;"> <div style="width: 20%;"></div> <div style="width: 20%;"></div> <div style="width: 20%;"></div> <div style="width: 20%;"></div> <div style="width: 20%;"></div> </div>



Name: \_\_\_\_\_

## Phonics Intervention

Touch and read the words.

task stand list fast wind crisp

Touch and point to each dot and read the words in each sentence.



She	will	go	to	the	stand.
-----	------	----	----	-----	--------



She	will	go	fast	as	the	wind.
-----	------	----	------	----	-----	-------



She	will	get	jam	and	crisp	buns.
-----	------	-----	-----	-----	-------	-------

Read the passages with fluency. Check one box each time you read the passage.

## The List

Liz must do a task for Gramps.  
 She will go to the stand with the  
 list. She will go fast as the wind.  
 She will get jam and crisp buns.



<input type="checkbox"/>	<input type="checkbox"/>	<input type="checkbox"/>
--------------------------	--------------------------	--------------------------

Name: \_\_\_\_\_

## Phonics Intervention

Touch and say the sound.

x      nt      g      p      w      mp      i



z      M      nd      s      z      nt      v



Touch the dots and say each sound. Blend the sounds together and read the word.

Color the matching picture.

<p>b e s t</p>	<p>t e n t</p>
<p>j u m p</p>	<p>r e s t</p>

Look at the picture and say its name. Graph the word.

<div style="border: 1px solid black; width: 100px; height: 80px; display: flex; justify-content: space-around;"> <div style="width: 25px; height: 80px;"></div> <div style="width: 25px; height: 80px;"></div> <div style="width: 25px; height: 80px;"></div> <div style="width: 25px; height: 80px;"></div> </div>	<div style="border: 1px solid black; width: 100px; height: 80px; display: flex; justify-content: space-around;"> <div style="width: 25px; height: 80px;"></div> <div style="width: 25px; height: 80px;"></div> <div style="width: 25px; height: 80px;"></div> <div style="width: 25px; height: 80px;"></div> </div>
<div style="border: 1px solid black; width: 100px; height: 80px; display: flex; justify-content: space-around;"> <div style="width: 25px; height: 80px;"></div> <div style="width: 25px; height: 80px;"></div> <div style="width: 25px; height: 80px;"></div> <div style="width: 25px; height: 80px;"></div> </div>	<div style="border: 1px solid black; width: 100px; height: 80px; display: flex; justify-content: space-around;"> <div style="width: 25px; height: 80px;"></div> <div style="width: 25px; height: 80px;"></div> <div style="width: 25px; height: 80px;"></div> <div style="width: 25px; height: 80px;"></div> </div>

Name: \_\_\_\_\_

## Phonics Intervention

Touch and read the words.

Camp best jump stand rest tent

Touch and point to each dot and read the words in each sentence.



Camp

is

the

best.



We

run,

hop

and

jump.



We

do


not

stand.

Read the passages with fluency. Check one box each time you read the passage.

### The Camp

Camp is the best. We run,  
hop and jump. We do not  
stand. We have fun and  
rest in a tent.



<input type="checkbox"/>	<input type="checkbox"/>	<input type="checkbox"/>
--------------------------	--------------------------	--------------------------

Name: \_\_\_\_\_

## Phonics Intervention

Touch and say the sound.

r n ft t mp y nd









H st M p st D n







Touch the dots and say each sound. Blend the sounds together and read the word.

Color the matching picture.

<p>g i f t</p> 	<p>l a s t</p>  
<p>d u s t</p> 	<p>l a m p</p>  

Look at the picture and say its name. Graph the word.

 <div style="border: 1px solid black; width: 100px; height: 80px; display: flex; justify-content: space-around;"> <div style="width: 20px; height: 80px;"></div> <div style="width: 20px; height: 80px;"></div> <div style="width: 20px; height: 80px;"></div> <div style="width: 20px; height: 80px;"></div> </div>	 <div style="border: 1px solid black; width: 100px; height: 80px; display: flex; justify-content: space-around;"> <div style="width: 20px; height: 80px;"></div> <div style="width: 20px; height: 80px;"></div> <div style="width: 20px; height: 80px;"></div> <div style="width: 20px; height: 80px;"></div> </div>
 <div style="border: 1px solid black; width: 100px; height: 80px; display: flex; justify-content: space-around;"> <div style="width: 20px; height: 80px;"></div> <div style="width: 20px; height: 80px;"></div> <div style="width: 20px; height: 80px;"></div> <div style="width: 20px; height: 80px;"></div> </div>	 <div style="border: 1px solid black; width: 100px; height: 80px; display: flex; justify-content: space-around;"> <div style="width: 20px; height: 80px;"></div> <div style="width: 20px; height: 80px;"></div> <div style="width: 20px; height: 80px;"></div> <div style="width: 20px; height: 80px;"></div> </div>

Name: \_\_\_\_\_

## Phonics Intervention

Touch and read the words.

Clint gift best desk last lamp

Touch and point to each dot and read the words in each sentence.



Clint	gives	mom	a	gift.
-------	-------	-----	---	-------



He	finds	the	best	gift.
----	-------	-----	------	-------





Mom	loves	the	gift!
-----	-------	-----	-------

Read the passages with fluency. Check one box each time you read the passage.

## The Gift

Clint gives mom a gift.

He finds the best gift. He gives her a desk and the last pink lamp. Mom loves the gift!



Name: \_\_\_\_\_





## Phonics Intervention

Touch and say the sound.



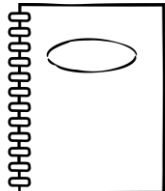

z      str      f      h      i      scr      m

spl      D      N      spr      l      y      str

Touch the dots and say each sound. Blend the sounds together and read the word.  
Color the matching picture.

<p>s p r i n t</p> <p>• • • • •</p> <p>→</p> 	<p>s t r e p</p> <p>• • • • •</p> <p>→</p> 
<p>s t r u m</p> <p>• • • • •</p> <p>→</p> 	<p>s t r i c t</p> <p>• • • • •</p> <p>→</p> 

Look at the picture and say its name. Graph the word.

 <div style="display: flex; border: 1px solid black; height: 80px; width: 280px;"> <div style="border-right: 1px solid black; width: 50px;"></div> <div style="border-right: 1px solid black; width: 50px;"></div> <div style="border-right: 1px solid black; width: 50px;"></div> <div style="border-right: 1px solid black; width: 50px;"></div> <div style="border-right: 1px solid black; width: 50px;"></div> <div style="width: 50px;"></div> </div>	 <div style="display: flex; border: 1px solid black; height: 80px; width: 280px;"> <div style="border-right: 1px solid black; width: 50px;"></div> <div style="border-right: 1px solid black; width: 50px;"></div> <div style="border-right: 1px solid black; width: 50px;"></div> <div style="border-right: 1px solid black; width: 50px;"></div> <div style="border-right: 1px solid black; width: 50px;"></div> <div style="width: 50px;"></div> </div>
 <div style="display: flex; border: 1px solid black; height: 80px; width: 280px;"> <div style="border-right: 1px solid black; width: 50px;"></div> <div style="border-right: 1px solid black; width: 50px;"></div> <div style="border-right: 1px solid black; width: 50px;"></div> <div style="border-right: 1px solid black; width: 50px;"></div> <div style="border-right: 1px solid black; width: 50px;"></div> <div style="width: 50px;"></div> </div>	 <div style="display: flex; border: 1px solid black; height: 80px; width: 280px;"> <div style="border-right: 1px solid black; width: 50px;"></div> <div style="border-right: 1px solid black; width: 50px;"></div> <div style="border-right: 1px solid black; width: 50px;"></div> <div style="border-right: 1px solid black; width: 50px;"></div> <div style="border-right: 1px solid black; width: 50px;"></div> <div style="width: 50px;"></div> </div>

Name: \_\_\_\_\_

# Phonics Intervention

Touch and read the words.

Splish splash splosh splot scrub

Touch and point to each dot and read the words in each sentence.



Splish,	splash,	splosh!	Splot,	splat!
---------	---------	---------	--------	--------



The	duck	gets	in	the	mud.
-----	------	------	----	-----	------



Scrub,	scrub,	scrub!
--------	--------	--------

Read the passages with fluency. Check one box each time you read the passage.

## Splash in the Mud

Splish, splash, splosh! Splot, splat! The duck fell in the mud. The duck gets in the tub. Scrub, scrub, scrub!



<input type="checkbox"/>	<input type="checkbox"/>	<input type="checkbox"/>
--------------------------	--------------------------	--------------------------

Name: \_\_\_\_\_





## Phonics Intervention

Touch and say the sound.





d o m b t l t

A h E U f J C

Touch the dots and say each sound. Blend the sounds together and read the word.  
Color the matching picture.

<p>d a te</p> <p>• • •</p> <p>→</p> 	<p>g r a pe</p> <p>• • • •</p> <p>→</p> 
<p>p l a ne</p> <p>• • • •</p> <p>→</p> 	<p>m a te</p> <p>• • •</p> <p>→</p> 

Look at the picture and say its name. Graph the word.

 <div style="display: flex; border: 1px solid black; height: 40px; width: 200px;"> <div style="border-right: 1px solid black; width: 50px;"></div> <div style="border-right: 1px solid black; width: 50px;"></div> <div style="border-right: 1px solid black; width: 50px;"></div> <div style="width: 50px;"></div> </div>	 <div style="display: flex; border: 1px solid black; height: 40px; width: 200px;"> <div style="border-right: 1px solid black; width: 50px;"></div> <div style="border-right: 1px solid black; width: 50px;"></div> <div style="border-right: 1px solid black; width: 50px;"></div> <div style="width: 50px;"></div> </div>
 <div style="display: flex; border: 1px solid black; height: 40px; width: 200px;"> <div style="border-right: 1px solid black; width: 50px;"></div> <div style="border-right: 1px solid black; width: 50px;"></div> <div style="border-right: 1px solid black; width: 50px;"></div> <div style="width: 50px;"></div> </div>	 <div style="display: flex; border: 1px solid black; height: 40px; width: 200px;"> <div style="border-right: 1px solid black; width: 50px;"></div> <div style="border-right: 1px solid black; width: 50px;"></div> <div style="border-right: 1px solid black; width: 50px;"></div> <div style="width: 50px;"></div> </div>



Name: \_\_\_\_\_

# Phonics Intervention

Touch and read the words.

Dave      bake      sale      cake      Jake      plate

Touch and point to each dot and read the words in each sentence.



Dave	is	at	the	bake	sale.
------	----	----	-----	------	-------



He	will	buy	a	cake.
----	------	-----	---	-------




Jake	eats	cake	by	the	lake.
------	------	------	----	-----	-------

Read the passages with fluency. Check one box each time you read the passage.

## The Bake Sale

Dave is at the bake sale.

He will buy a cake for his friend Jake. He put the cake on a big plate for Jake. Jake takes the cake and eats it by the lake.



<input type="checkbox"/>	<input type="checkbox"/>	<input type="checkbox"/>
--------------------------	--------------------------	--------------------------

Name: \_\_\_\_\_

## Phonics Intervention






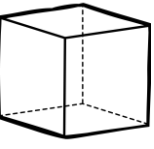


Touch and say the sound.

v      r      l      s      p      h      y





a      F      X      l      f      F      V

Touch the dots and say each sound. Blend the sounds together and read the word.

Color the matching picture.

<p>g r a d e</p> <p>• • • •</p> <p>→</p>  	<p>f a k e</p> <p>• • •</p> <p>→</p>  
<p>sh a p e</p> <p>• • •</p> <p>→</p>  	<p>d r a p e</p> <p>• • • •</p> <p>→</p>  

Look at the picture and say its name. Graph the word.

 <div style="border: 1px solid black; width: 200px; height: 80px; display: flex; justify-content: space-between;"> <div style="width: 25%;"></div> <div style="width: 25%;"></div> <div style="width: 25%;"></div> <div style="width: 25%;"></div> </div>	 <div style="border: 1px solid black; width: 200px; height: 80px; display: flex; justify-content: space-between;"> <div style="width: 25%;"></div> <div style="width: 25%;"></div> <div style="width: 25%;"></div> <div style="width: 25%;"></div> </div>
 <div style="border: 1px solid black; width: 200px; height: 80px; display: flex; justify-content: space-between;"> <div style="width: 25%;"></div> <div style="width: 25%;"></div> <div style="width: 25%;"></div> <div style="width: 25%;"></div> </div>	 <div style="border: 1px solid black; width: 200px; height: 80px; display: flex; justify-content: space-between;"> <div style="width: 25%;"></div> <div style="width: 25%;"></div> <div style="width: 25%;"></div> <div style="width: 25%;"></div> </div>

Name: \_\_\_\_\_

# Phonics Intervention

Touch and read the words.

Dave      Tate      cave      snakes      lake

Touch and point to each dot and read the words in each sentence.



Dave	went	out	with	Tate.
------	------	-----	------	-------



They	have	fun	in	a	cave.
------	------	-----	----	---	-------



They	run	to	the	lake!
------	-----	----	-----	-------

Read the passages with fluency. Check one box each time you read the passage.

## The Cave

Dave went out with his friend Tate. They went to have fun in a cave. Oh, no! The cave has snakes. They run to the lake!



<input type="checkbox"/>	<input type="checkbox"/>	<input type="checkbox"/>
--------------------------	--------------------------	--------------------------

Name: \_\_\_\_\_





## Phonics Intervention

Touch and say the sound.





o a i h f i m

C W u y W p t

Touch the dots and say each sound. Blend the sounds together and read the word.  
Color the matching picture.

<p>h i ke</p> <p>• • •</p> <p>→</p> 	<p>l i ke</p> <p>• • •</p> <p>→</p> 
<p>k i te</p> <p>• • •</p> <p>→</p> 	<p>p i ke</p> <p>• • •</p> <p>→</p> 

Look at the picture and say its name. Graph the word.

 <div style="border: 1px solid black; width: 250px; height: 70px; display: flex; justify-content: space-between;"> <div style="width: 20%;"></div> <div style="width: 20%;"></div> <div style="width: 20%;"></div> <div style="width: 20%;"></div> <div style="width: 20%;"></div> </div>	 <div style="border: 1px solid black; width: 250px; height: 70px; display: flex; justify-content: space-between;"> <div style="width: 20%;"></div> <div style="width: 20%;"></div> <div style="width: 20%;"></div> <div style="width: 20%;"></div> <div style="width: 20%;"></div> </div>
 <div style="border: 1px solid black; width: 250px; height: 70px; display: flex; justify-content: space-between;"> <div style="width: 20%;"></div> <div style="width: 20%;"></div> <div style="width: 20%;"></div> <div style="width: 20%;"></div> <div style="width: 20%;"></div> </div>	 <div style="border: 1px solid black; width: 250px; height: 70px; display: flex; justify-content: space-between;"> <div style="width: 20%;"></div> <div style="width: 20%;"></div> <div style="width: 20%;"></div> <div style="width: 20%;"></div> <div style="width: 20%;"></div> </div>

Name: \_\_\_\_\_

# Phonics Intervention

Touch and read the words.

Mike bike dime rides Spike time

Touch and point to each dot and read the words in each sentence.



Mike

gets

a

bike.



He

rides

the

bike.



He

rides

the

bike

all

the

time.

Read the passages with fluency. Check one box each time you read the passage.

## The New Bike


Mike gets a bike.

He gets the bike for a dime.

His bike is white with red stripes.

He rides the bike with his dog Spike.

He rides the bike all the time.



--	--	--

Name: \_\_\_\_\_

## Phonics Intervention

Touch and say the sound.

b l k f t j v



c r g y d R e



Touch the dots and say each sound. Blend the sounds together and read the word.

Color the matching picture.

<p>c o de</p>	<p>r o pe</p>
<p>t o te</p>	<p>s l o pe</p>

Look at the picture and say its name. Graph the word.

<div style="border: 1px solid black; width: 150px; height: 80px; margin-left: 10px;"> <div style="border: 1px solid black; width: 100%; height: 100%;"></div> </div>	<div style="border: 1px solid black; width: 150px; height: 80px; margin-left: 10px;"> <div style="border: 1px solid black; width: 100%; height: 100%;"></div> </div>
<div style="border: 1px solid black; width: 150px; height: 80px; margin-left: 10px;"> <div style="border: 1px solid black; width: 100%; height: 100%;"></div> </div>	<div style="border: 1px solid black; width: 150px; height: 80px; margin-left: 10px;"> <div style="border: 1px solid black; width: 100%; height: 100%;"></div> </div>

Name: \_\_\_\_\_

# Phonics Intervention

Touch and read the words.

Rose      woke      rose      robe      home      Jone



Touch and point to each dot and read the words in each sentence.



Rose	woke	up	before	the	sun	rose.
------	------	----	--------	-----	-----	-------



She	put	on	her	robe.
-----	-----	----	-----	-------



She	lived	in	a	big	home.
-----	-------	----	---	-----	-------



Read the passages with fluency. Check one box each time you read the passage.

## Rose and Jone


Rose woke up before the sun

rose. She put on her robe.

She lived in a big home with her

dog Jone. She gave her dog a bone

before she spoke on the phone.



--	--	--

Name: \_\_\_\_\_





# Phonics Intervention

Touch and say the sound.





w a r s b r t

I S t P r U F

Touch the dots and say each sound. Blend the sounds together and read the word.  
Color the matching picture.

<p>c o de &amp;</p> <p>• • •</p> <p>→</p> 	<p>t o te</p> <p>• • •</p> <p>→</p> 
<p>r o pe</p> <p>• • •</p> <p>→</p> 	<p>s l o pe</p> <p>• • • •</p> <p>→</p> 

Look at the picture and say its name. Graph the word.

 <table border="1" data-bbox="349 1554 771 1732"> <tr> <td></td> <td></td> <td></td> <td></td> </tr> </table>					 <table border="1" data-bbox="1063 1554 1485 1732"> <tr> <td></td> <td></td> <td></td> <td></td> </tr> </table>				
 <table border="1" data-bbox="349 1795 771 1974"> <tr> <td></td> <td></td> <td></td> </tr> </table>				 <table border="1" data-bbox="1063 1795 1485 1974"> <tr> <td></td> <td></td> <td></td> </tr> </table>					



Name: \_\_\_\_\_

# Phonics Intervention

Touch and read the words.

Joe   home   bone   hole   rope   note   joke

Touch and point to each dot and read the words in each sentence.



Joe,	the	dog,	is	home.
------	-----	------	----	-------



He	can't	find	his	bone.
----	-------	------	-----	-------




He	looks	in	the	hole.
----	-------	----	-----	-------

Read the passages with fluency. Check one box each time you read the passage.

## The Joke

Joe, the dog, is home.

He can't find his bone. He looks in the hole. There is no bone! He sees the bone on a rope with a note. It is a funny joke!



Name: \_\_\_\_\_





## Phonics Intervention

Touch and say the sound.



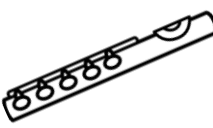

a p l j i z g

x G b c l I I

Touch the dots and say each sound. Blend the sounds together and read the word.  
Color the matching picture.

<p>c u te</p> <p>• • •</p> <p>→</p>  <p>+</p>	<p>m u le</p> <p>• • •</p> <p>→</p> 
<p>d u ne</p> <p>• • •</p> <p>→</p> 	<p>f l u te</p> <p>• • • •</p> <p>→</p> 

Look at the picture and say its name. Graph the word.

 <div style="border: 1px solid black; width: 150px; height: 80px; display: flex; justify-content: space-between;"> <div style="width: 30%;"></div> <div style="width: 30%;"></div> <div style="width: 30%;"></div> </div>	 <div style="border: 1px solid black; width: 150px; height: 80px; display: flex; justify-content: space-between;"> <div style="width: 30%;"></div> <div style="width: 30%;"></div> <div style="width: 30%;"></div> </div>
 <div style="border: 1px solid black; width: 150px; height: 80px; display: flex; justify-content: space-between;"> <div style="width: 30%;"></div> <div style="width: 30%;"></div> <div style="width: 30%;"></div> </div>	 <div style="border: 1px solid black; width: 150px; height: 80px; display: flex; justify-content: space-between;"> <div style="width: 30%;"></div> <div style="width: 30%;"></div> <div style="width: 30%;"></div> </div>

Name: \_\_\_\_\_

# Phonics Intervention

Touch and read the words.

Duke   cute   mule   dune   use   flute   tune  
●   ●   ●   ●   ●   ●   ●

Touch and point to each dot and read the words in each sentence.



Duke

rides

his

cute

mule.  
●   ●   ●   ●   ●

He

can

use

his

flute.  
●   ●   ●   ●   ●

He

plays

a

tune.  
●   ●   ●   ●

Read the passages with fluency. Check one box each time you read the passage.

## Duke and His Mule




Duke rides his cute mule.

They go to the sand dune.

He can use his flute.

He plays a tune.



--	--	--

Name: \_\_\_\_\_





## Phonics Intervention

Touch and say the sound.





w c n e k y k

W n e a v U m

Touch the dots and say each sound. Blend the sounds together and read the word.  
Color the matching picture.

<p>c l ue</p> <p>• • •</p> <p>→</p> 	<p>t u ne</p> <p>• • •</p> <p>→</p> 
<p>f l u te</p> <p>• • • •</p> <p>→</p> 	<p>m u le</p> <p>• • •</p> <p>→</p> 

Look at the picture and say its name. Graph the word.

 <div style="border: 1px solid black; width: 150px; height: 80px; margin-left: 10px;"></div>	 <div style="border: 1px solid black; width: 150px; height: 80px; margin-left: 10px;"></div>
 <div style="border: 1px solid black; width: 150px; height: 80px; margin-left: 10px;"></div>	 <div style="border: 1px solid black; width: 150px; height: 80px; margin-left: 10px;"></div>

Name: \_\_\_\_\_

# Phonics Intervention

Touch and read the words.

Sue flute June blue clue tune

Touch and point to each dot and read the words in each sentence.



Sue	got	a	flute	from	June.
-----	-----	---	-------	------	-------



Her	flute	is	blue.
-----	-------	----	-------




Sue	has	no	clue	how	to	play.
-----	-----	----	------	-----	----	-------

Read the passages with fluency. Check one box each time you read the passage.

## Sue and the Flute

Sue got a flute from June.

Her flute is blue. Sue has no  
clue how to play. She still has  
fun and plays a tune.



<input type="checkbox"/>	<input type="checkbox"/>	<input type="checkbox"/>
--------------------------	--------------------------	--------------------------

Name: \_\_\_\_\_




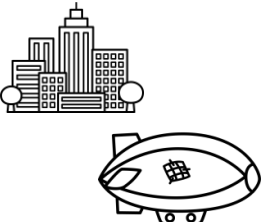




# Phonics Intervention

Touch and say the sound.





t      ce      k      x      c      z      h

z      o      p      v      ce      p      g

Touch the dots and say each sound. Blend the sounds together and read the word.  
Color the matching picture.

r    a    ce  	p    l    a    ce  
s    p    a    ce  	r    i    ce  

Look at the picture and say its name. Graph the word.

 <div style="border: 1px solid black; width: 150px; height: 80px; margin-top: 10px;"></div>	 <div style="border: 1px solid black; width: 150px; height: 80px; margin-top: 10px;"></div>
 <div style="border: 1px solid black; width: 150px; height: 80px; margin-top: 10px;"></div>	 <div style="border: 1px solid black; width: 150px; height: 80px; margin-top: 10px;"></div>

Name: \_\_\_\_\_

# Phonics Intervention

Touch and read the words.

Grace      race      space      place      ace

Touch and point to each dot and read the words in each sentence.



Grace	is	in	the	race.
-------	----	----	-----	-------



She	runs	in	her	space.
-----	------	----	-----	--------



Grace	is	an	ace!
-------	----	----	------


Read the passages with fluency. Check one box each time you read the passage.

## The Race

Grace is in the race.

She runs in her space.

She will run to win 1st place.



Run, run, Grace! Grace is an ace!

--	--	--

Name: \_\_\_\_\_








# Phonics Intervention

Touch and say the sound.





o i dge a t r dge

b V dge r P dge T

Touch the dots and say each sound. Blend the sounds together and read the word.  
Color the matching picture.

j u dge  	b r i dge 
l o dge  	f u dge  

Look at the picture and say its name. Graph the word.

 <div style="border: 1px solid black; width: 100px; height: 60px; margin-top: 10px;"></div>	 <div style="border: 1px solid black; width: 100px; height: 60px; margin-top: 10px;"></div>
 <div style="border: 1px solid black; width: 100px; height: 60px; margin-top: 10px;"></div>	 <div style="border: 1px solid black; width: 100px; height: 60px; margin-top: 10px;"></div>



Name: \_\_\_\_\_

# Phonics Intervention

Touch and read the words.

Mudge

judge

lodge

bridge

Touch and point to each dot and read the words in each sentence.



Mudge

is

a

judge.



He

lives

in

the

lodge.



The

lodge

is

a

safe

place.

Read the passages with fluency. Check one box each time you read the passage.

## The Lodge

Mudge is a judge. He lives in  
the lodge. The lodge is close  
to the end of the bridge.  
The lodge is a safe place.


☐ ☐ ☐

Name: \_\_\_\_\_

## Phonics Intervention





Touch and say the sound.

y      ea      y      ee      p      o      ea





K      l      ee      k      E      ea      y

Touch the dots and say each sound. Blend the sounds together and read the word.

Color the matching picture.

<p>k   ee   p</p> <p>•   •   •</p> <p>→</p> 	<p>w   ee   p</p> <p>•   •   •</p> <p>→</p> 
<p>h   ea   t</p> <p>•   •   •</p> <p>→</p> 	<p>r   ea   d</p> <p>•   •   •</p> <p>→</p> 

Look at the picture and say its name. Graph the word.

 <div style="border: 1px solid black; width: 150px; height: 60px; display: flex; justify-content: space-between; margin-top: 10px;"> <div style="width: 25%;"></div> <div style="width: 25%;"></div> <div style="width: 25%;"></div> <div style="width: 25%;"></div> </div>	 <div style="border: 1px solid black; width: 150px; height: 60px; display: flex; justify-content: space-between; margin-top: 10px;"> <div style="width: 25%;"></div> <div style="width: 25%;"></div> <div style="width: 25%;"></div> <div style="width: 25%;"></div> </div>
 <div style="border: 1px solid black; width: 150px; height: 60px; display: flex; justify-content: space-between; margin-top: 10px;"> <div style="width: 25%;"></div> <div style="width: 25%;"></div> <div style="width: 25%;"></div> <div style="width: 25%;"></div> </div>	 <div style="border: 1px solid black; width: 150px; height: 60px; display: flex; justify-content: space-between; margin-top: 10px;"> <div style="width: 25%;"></div> <div style="width: 25%;"></div> <div style="width: 25%;"></div> <div style="width: 25%;"></div> </div>

Name: \_\_\_\_\_

## Phonics Intervention

Touch and read the words.

beach      deep      sea      feel      feet      meet

Touch and point to each dot and read the words in each sentence.



She	will	swim	in	the	deep	sea.
-----	------	------	----	-----	------	------



She	likes	to	feel	the	sand.
-----	-------	----	------	-----	-------

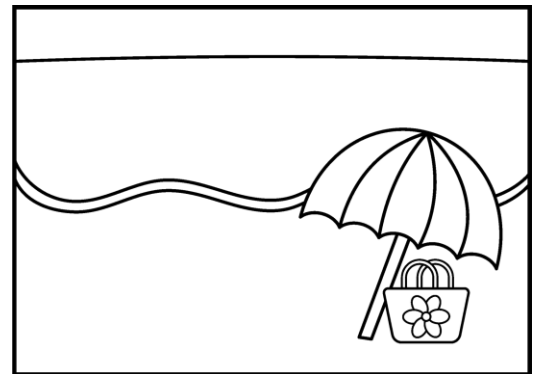


She	will	meet	her	friend	Pete.
-----	------	------	-----	--------	-------

Read the passages with fluency. Check one box each time you read the passage.

## The Beach

Next week, Jean will ride  
her green jeep to the beach.  
She will swim in the deep sea.



She likes to feel the sand on her feet.

She will meet her friend Pete.

--	--	--

Name: \_\_\_\_\_

## Phonics Intervention

Touch and say the sound.

w u e oo t i oo



F oo u oo B y g



Touch the dots and say each sound. Blend the sounds together and read the word.

Color the matching picture.

<p>z oo</p>	<p>p oo l</p>
<p>c oo l</p>	<p>b oo</p>

Look at the picture and say its name. Graph the word.

<div style="border: 1px solid black; width: 100px; height: 50px; display: flex; justify-content: space-around;"> <div style="width: 30px; height: 30px;"></div> <div style="width: 30px; height: 30px;"></div> </div>	<div style="border: 1px solid black; width: 100px; height: 50px; display: flex; justify-content: space-around;"> <div style="width: 30px; height: 30px;"></div> <div style="width: 30px; height: 30px;"></div> <div style="width: 30px; height: 30px;"></div> </div>
<div style="border: 1px solid black; width: 100px; height: 50px; display: flex; justify-content: space-around;"> <div style="width: 30px; height: 30px;"></div> <div style="width: 30px; height: 30px;"></div> <div style="width: 30px; height: 30px;"></div> </div>	<div style="border: 1px solid black; width: 100px; height: 50px; display: flex; justify-content: space-around;"> <div style="width: 30px; height: 30px;"></div> <div style="width: 30px; height: 30px;"></div> <div style="width: 30px; height: 30px;"></div> </div>

Name: \_\_\_\_\_

## Phonics Intervention

Touch and read the words.

Moose      pool      soon      food      spoon      noon

Touch and point to each dot and read the words in each sentence.



Mel	Moose	will	go	to	the	pool.
-----	-------	------	----	----	-----	-------



She	will	go	out	soon.
-----	------	----	-----	-------



Gus	Goose	will	be	there	too.
-----	-------	------	----	-------	------

Read the passages with fluency. Check one box each time you read the passage.


### Mel Moose and Gus Goose

Mel Moose will go to the pool.

She will go out soon. She will  
bring lots of food and a spoon.

She will go at noon to be cool.

Gus Goose will be there too.



<input type="checkbox"/>	<input type="checkbox"/>	<input type="checkbox"/>
--------------------------	--------------------------	--------------------------













Name: \_\_\_\_\_

## Phonics Intervention





Touch and say the sound.

oo	a	m	r	g	oo	b
•	•	•	•	•	•	•
X	oo	j	oo	K	d	R
•	•	•	•	•	•	•

Touch the dots and say each sound. Blend the sounds together and read the word.  
Color the matching picture.

b   oo   k •   •   •   	c   oo   k •   •   •   
l   oo   k •   •   •   	f   oo   t •   •   •   

Look at the picture and say its name. Graph the word.

 <div style="border: 1px solid black; width: 150px; height: 80px; display: flex; justify-content: space-between; margin-top: 10px;"> <div style="width: 30%;"></div> <div style="width: 30%;"></div> <div style="width: 30%;"></div> </div>	 <div style="border: 1px solid black; width: 150px; height: 80px; display: flex; justify-content: space-between; margin-top: 10px;"> <div style="width: 30%;"></div> <div style="width: 30%;"></div> <div style="width: 30%;"></div> </div>
 <div style="border: 1px solid black; width: 150px; height: 80px; display: flex; justify-content: space-between; margin-top: 10px;"> <div style="width: 30%;"></div> <div style="width: 30%;"></div> <div style="width: 30%;"></div> </div>	 <div style="border: 1px solid black; width: 150px; height: 80px; display: flex; justify-content: space-between; margin-top: 10px;"> <div style="width: 30%;"></div> <div style="width: 30%;"></div> <div style="width: 30%;"></div> </div>

Name: \_\_\_\_\_

## Phonics Intervention

Touch and read the words.

woods

wool

hood

brook

hook

Touch and point to each dot and read the words in each sentence.



Will

goes

to

the

woods.



He

puts

on

his

wool

hood.



He

gets

a

fish

on

his

hook.


Read the passages with fluency. Check one box each time you read the passage.

### To the Woods

Will goes to the woods.

He puts on his wool hood.

He goes to the brook. He gets a fish on his hook. Then, he reads a cook book. He cooks the fish. It was so good!



☐

☐

☐

Name: \_\_\_\_\_

## Phonics Intervention

Touch and say the sound.

v ai s p o ai ay



w L ay D v i ai



Touch the dots and say each sound. Blend the sounds together and read the word.

Color the matching picture.

b r ai n



b ai t



s t r ay




p ai l




Look at the picture and say its name. Graph the word.



--	--	--



--	--	--



--	--	--



--	--	--



Name: \_\_\_\_\_

## Phonics Intervention

Touch and read the words.

Gail      snail      Sunday      Jay      May      train      rain

●      ●      ●      ●      ●      ●      ●

Touch and point to each dot and read the words in each sentence.



Gail,	the	snail,	woke	up.
-------	-----	--------	------	-----



She	met	Jay	and	May.
-----	-----	-----	-----	------




It	was	a	good	day!
----	-----	---	------	------



Read the passages with fluency. Check one box each time you read the passage.

### A Good Day

Gail, the snail, woke up on Sunday. She met her friends Jay and May. They went on a train to get away from the rain. It was a good day!



<input type="checkbox"/>	<input type="checkbox"/>	<input type="checkbox"/>
--------------------------	--------------------------	--------------------------

Name: \_\_\_\_\_

## Phonics Intervention





Touch and say the sound.

n      oa      d      s      w      z      ow





N      R      ow      s      B      oa      A

Touch the dots and say each sound. Blend the sounds together and read the word.

Color the matching picture.

<p>l      ow</p> <p>•      •</p> <p>→</p> 	<p>b      oa      t</p> <p>•      •      •</p> <p>→</p> 
<p>c      oa      t</p> <p>•      •      •</p> <p>→</p> 	<p>b      ow</p> <p>•      •</p> <p>→</p> 

Look at the picture and say its name. Graph the word.


 <div style="border: 1px solid black; width: 150px; height: 60px; margin-left: 10px;"></div>	 <div style="border: 1px solid black; width: 150px; height: 60px; margin-left: 10px;"></div>
 <div style="border: 1px solid black; width: 150px; height: 60px; margin-left: 10px;"></div>	 <div style="border: 1px solid black; width: 150px; height: 60px; margin-left: 10px;"></div>

Name: \_\_\_\_\_

# Phonics Intervention

Touch and read the words.

Joan      coat      bow      rows      yellow      boat      coast



Touch and point to each dot and read the words in each sentence.



Joan	puts	on	her	coat	and	bow.
------	------	----	-----	------	-----	------



She	rows	a	yellow	boat.
-----	------	---	--------	-------




The	boat	is	not	slow.
-----	------	----	-----	-------



Read the passages with fluency. Check one box each time you read the passage.

## The Boat Ride

Joan puts on her coat and  
bow. She rows a yellow boat  
to the coast. The boat is not  
slow. She will go to the show  
and play in the snow.



<input type="checkbox"/>	<input type="checkbox"/>	<input type="checkbox"/>
--------------------------	--------------------------	--------------------------

Name: \_\_\_\_\_







## Phonics Intervention

Touch and say the sound.





a      d      ou      e      s      ow      ou

E      ou      r      ow      B      a      ow

Touch the dots and say each sound. Blend the sounds together and read the word.  
Color the matching picture.

<p>sh   ou   t</p> <p>•   •   •</p> <p>→</p> 	<p>g   r   ow</p> <p>•   •   •</p> <p>→</p> 
<p>d   ow   n</p> <p>•   •   •</p> <p>→</p>  	<p>l   ou   d</p> <p>•   •   •</p> <p>→</p>  

Look at the picture and say its name. Graph the word.

 <div style="border: 1px solid black; width: 150px; height: 80px; margin-left: 10px;"></div>	 <div style="border: 1px solid black; width: 250px; height: 80px; margin-left: 10px;"></div>
 <div style="border: 1px solid black; width: 250px; height: 80px; margin-left: 10px;"></div>	 <div style="border: 1px solid black; width: 250px; height: 80px; margin-left: 10px;"></div>

Name: \_\_\_\_\_

## Phonics Intervention

Touch and read the words.

Mouse brown house down Owl couch town



Touch and point to each dot and read the words in each sentence.




Mr.	Mouse	lives	in	a	brown	house.
-----	-------	-------	----	---	-------	--------



They	will	sit	on	the	couch.
------	------	-----	----	-----	--------



They	will	not	go	to	town.
------	------	-----	----	----	-------



Read the passages with fluency. Check one box each time you read the passage.



### Mr. Mouse and Ms. Owl

Mr. Mouse lives in a brown house.

He will go down to sit with Ms. Owl.

They will sit on the couch.

They will not go to town.



--	--	--

Name: \_\_\_\_\_




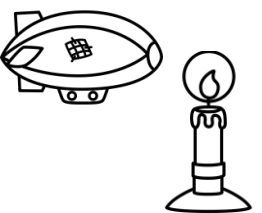
## Phonics Intervention

Touch and say the sound.





c      ou      t      m      e      ow      j

B      ow      J      m      J      i      ou

Touch the dots and say each sound. Blend the sounds together and read the word.  
Color the matching picture.

<p>ow       </p> <p>•      •</p> <p>→</p> 	<p>f      ou      n      d</p> <p>•      •      •      •</p> <p>→</p> 
<p>f      ou      n      d</p> <p>•      •      •      •</p> <p>→</p> 	<p>g      l      ow</p> <p>•      •      •</p> <p>→</p> 

Look at the picture and say its name. Graph the word.

 <div style="border: 1px solid black; width: 150px; height: 80px; display: flex; justify-content: space-around;"> <div style="width: 30px; height: 80px;"></div> <div style="width: 30px; height: 80px;"></div> <div style="width: 30px; height: 80px;"></div> </div>	 <div style="border: 1px solid black; width: 150px; height: 80px; display: flex; justify-content: space-around;"> <div style="width: 30px; height: 80px;"></div> <div style="width: 30px; height: 80px;"></div> <div style="width: 30px; height: 80px;"></div> </div>
 <div style="border: 1px solid black; width: 150px; height: 80px; display: flex; justify-content: space-around;"> <div style="width: 30px; height: 80px;"></div> <div style="width: 30px; height: 80px;"></div> </div>	 <div style="border: 1px solid black; width: 150px; height: 80px; display: flex; justify-content: space-around;"> <div style="width: 30px; height: 80px;"></div> <div style="width: 30px; height: 80px;"></div> <div style="width: 30px; height: 80px;"></div> </div>

Name: \_\_\_\_\_

## Phonics Intervention

Touch and read the words.


brown owl house loud sound shout out



Touch and point to each dot and read the words in each sentence.



Do	you	see	the	brown	house?
----	-----	-----	-----	-------	--------



Do	not	be	loud!
----	-----	----	-------



Do	not	make	a	sound!
----	-----	------	---	--------




Read the passages with fluency. Check one box each time you read the passage.

## Owl's House

Do you see the brown house?

The brown owl lives in that house. Do not be loud! Do not make a sound! Do not shout, so the owl will not come out!



<input type="checkbox"/>	<input type="checkbox"/>	<input type="checkbox"/>
--------------------------	--------------------------	--------------------------

Name: \_\_\_\_\_





## Phonics Intervention

Touch and say the sound.





f      oi      c      w      n      r      oi

oi      Z      d      L      r      oi      Z

Touch the dots and say each sound. Blend the sounds together and read the word.  
Color the matching picture.

<p>c      oi      n</p> <p>•      •      •</p> <p>→</p> 	<p>s      oi      l</p> <p>•      •      •</p> <p>→</p> 
<p>b      oi      l</p> <p>•      •      •</p> <p>→</p> 	<p>f      oi      l</p> <p>•      •      •</p> <p>→</p> 

Look at the picture and say its name. Graph the word.

 <div style="border: 1px solid black; width: 150px; height: 80px; display: flex; justify-content: space-around;"> <div style="border: 1px solid black; width: 40px; height: 80px;"></div> <div style="border: 1px solid black; width: 40px; height: 80px;"></div> <div style="border: 1px solid black; width: 40px; height: 80px;"></div> </div>	 <div style="border: 1px solid black; width: 150px; height: 80px; display: flex; justify-content: space-around;"> <div style="border: 1px solid black; width: 40px; height: 80px;"></div> <div style="border: 1px solid black; width: 40px; height: 80px;"></div> <div style="border: 1px solid black; width: 40px; height: 80px;"></div> </div>
 <div style="border: 1px solid black; width: 150px; height: 80px; display: flex; justify-content: space-around;"> <div style="border: 1px solid black; width: 40px; height: 80px;"></div> <div style="border: 1px solid black; width: 40px; height: 80px;"></div> <div style="border: 1px solid black; width: 40px; height: 80px;"></div> </div>	 <div style="border: 1px solid black; width: 150px; height: 80px; display: flex; justify-content: space-around;"> <div style="border: 1px solid black; width: 40px; height: 80px;"></div> <div style="border: 1px solid black; width: 40px; height: 80px;"></div> <div style="border: 1px solid black; width: 40px; height: 80px;"></div> </div>



Name: \_\_\_\_\_

# Phonics Intervention

Touch and read the words.

oink  
●

noisy  
●

coin  
●

soil  
●

moist  
●

foil  
●

Touch and point to each dot and read the words in each sentence.



The	noisy	pig	sees	a	coin.
●	●	●	●	●	●



The	soil	is	moist.
●	●	●	●




It	is	just	foil.
●	●	●	●

Read the passages with fluency. Check one box each time you read the passage.

Oink, oink, oink

Oink, oink, oink. The noisy pig  
sees a coin in the soil. The soil  
is moist. Oh, no!



It is not a coin. It is just foil.

<input type="checkbox"/>	<input type="checkbox"/>	<input type="checkbox"/>
--------------------------	--------------------------	--------------------------

Name: \_\_\_\_\_

## Phonics Intervention

Touch and say the sound.

z

x

t

oy

t

y

w



W

oy

A

E

p

I

oy




Touch the dots and say each sound. Blend the sounds together and read the word.

Color the matching picture.

t

oy




s

oy




b

oy



r oy a l



Look at the picture and say its name. Graph the word.




--	--



--	--



--	--	--	--



--	--

Name: \_\_\_\_\_

# Phonics Intervention

Touch and read the words.

Roy      royal      Boy      toy      cowboy      joy

Touch and point to each dot and read the words in each sentence.



Roy	is	a	royal	boy.
-----	----	---	-------	------



He	loves	his	toys.
----	-------	-----	-------



He	is	full	of	joy.
----	----	------	----	------




Read the passages with fluency. Check one box each time you read the passage.

## The Royal Boy

Roy is a royal boy.

He loves his toys.

His mom gave him a toy  
cowboy. He is full of joy.



Name: \_\_\_\_\_





## Phonics Intervention

Touch and say the sound.





r      oy      n      g      x      oi      g

f      b      oy      oi      A      m      oi

Touch the dots and say each sound. Blend the sounds together and read the word.  
Color the matching picture.

<p>c      oi      n</p> <p>•      •      •</p> <p>→</p> 	<p>t      oy</p> <p>•      •</p> <p>→</p> 
<p>f      oi      l</p> <p>•      •      •</p> <p>→</p> 	<p>b      oy</p> <p>•      •</p> <p>→</p> 

Look at the picture and say its name. Graph the word.

 <div style="border: 1px solid black; width: 200px; height: 80px; display: flex; border-collapse: collapse;"> <div style="border-right: 1px solid black; width: 33%; height: 100%;"></div> <div style="border-right: 1px solid black; width: 33%; height: 100%;"></div> <div style="width: 33%; height: 100%;"></div> </div>	 <div style="border: 1px solid black; width: 200px; height: 80px; display: flex; border-collapse: collapse;"> <div style="border-right: 1px solid black; width: 33%; height: 100%;"></div> <div style="width: 66%; height: 100%;"></div> </div>
 <div style="border: 1px solid black; width: 200px; height: 80px; display: flex; border-collapse: collapse;"> <div style="border-right: 1px solid black; width: 33%; height: 100%;"></div> <div style="border-right: 1px solid black; width: 33%; height: 100%;"></div> <div style="width: 33%; height: 100%;"></div> </div>	 <div style="border: 1px solid black; width: 200px; height: 80px; display: flex; border-collapse: collapse;"> <div style="border-right: 1px solid black; width: 33%; height: 100%;"></div> <div style="border-right: 1px solid black; width: 33%; height: 100%;"></div> <div style="width: 33%; height: 100%;"></div> </div>

Name: \_\_\_\_\_

# Phonics Intervention

Touch and read the words.

Troy      boy      points      soil      coin      moist

Touch and point to each dot and read the words in each sentence.



Troy	is	a	boy.
------	----	---	------



He	points	to	the	soil.
----	--------	----	-----	-------



He	is	full	of	joy.
----	----	------	----	------

Read the passages with fluency. Check one box each time you read the passage.

## Troy

<input type="checkbox"/>	<input type="checkbox"/>	<input type="checkbox"/>
--------------------------	--------------------------	--------------------------

Troy is a boy. He points to  
the soil. He finds a coin in  
the moist soil.

He jumps with joy!



Name: \_\_\_\_\_

## Phonics Intervention

Touch and say the sound.

j

au

p

au

b

x

aw



aw

h

c

T

C

au


aw




Touch the dots and say each sound. Blend the sounds together and read the word.

Color the matching picture.


l aw n




f l aw



d r aw



r aw



Look at the picture and say its name. Graph the word.



--	--	--



--	--	--



--	--



--	--

Name: \_\_\_\_\_

## Phonics Intervention

Touch and read the words.

Paul Shaun lawn draw paws hawk claws



Touch and point to each dot and read the words in each sentence.



Paul	and	Shaun	sit	on	the	lawn.
------	-----	-------	-----	----	-----	-------



They	like	to	draw.
------	------	----	-------



Paul	draws	a	dog	with	brown	paws.
------	-------	---	-----	------	-------	-------



Read the passages with fluency. Check one box each time you read the passage.


### Paul and Shawn

Paul and Shaun sit on the lawn.

They like to draw. Paul draws a  
dog with brown paws.

Shaun draws a hawk with

brown claws.



--	--	--

Name: \_\_\_\_\_





## Phonics Intervention

Touch and say the sound.





i j au u g a aw

J aw M R v au m

Touch the dots and say each sound. Blend the sounds together and read the word.  
Color the matching picture.

<p>p aw</p> <p>• •</p> <p>→</p> 	<p>s aw</p> <p>• •</p> <p>→</p> 
<p>r aw</p> <p>• •</p> <p>→</p> 	<p>c l aw</p> <p>• • •</p> <p>→</p> 

Look at the picture and say its name. Graph the word.

 <div style="border: 1px solid black; width: 150px; height: 80px; display: flex; border-collapse: collapse;"> <div style="border-right: 1px solid black; width: 33%; height: 100%;"></div> <div style="border-right: 1px solid black; width: 33%; height: 100%;"></div> <div style="width: 33%; height: 100%;"></div> </div>	 <div style="border: 1px solid black; width: 150px; height: 80px; display: flex; border-collapse: collapse;"> <div style="border-right: 1px solid black; width: 33%; height: 100%;"></div> <div style="border-right: 1px solid black; width: 33%; height: 100%;"></div> <div style="width: 33%; height: 100%;"></div> </div>
 <div style="border: 1px solid black; width: 150px; height: 80px; display: flex; border-collapse: collapse;"> <div style="border-right: 1px solid black; width: 33%; height: 100%;"></div> <div style="border-right: 1px solid black; width: 33%; height: 100%;"></div> <div style="width: 33%; height: 100%;"></div> </div>	 <div style="border: 1px solid black; width: 150px; height: 80px; display: flex; border-collapse: collapse;"> <div style="border-right: 1px solid black; width: 33%; height: 100%;"></div> <div style="border-right: 1px solid black; width: 33%; height: 100%;"></div> <div style="width: 33%; height: 100%;"></div> </div>



Name: \_\_\_\_\_

## Phonics Intervention

Touch and read the words.

Dawn Paul yawns lawn sauce straw jaw

Touch and point to each dot and read the words in each sentence.



It	is	dawn.
----	----	-------



He	sits	on	the	lawn.
----	------	----	-----	-------



He	drinks	sauce	with	a	straw.
----	--------	-------	------	---	--------

Read the passages with fluency. Check one box each time you read the passage.

### On the Lawn

It is dawn. Paul yawns while he sits on the lawn. He drinks sauce with a straw so he won't hurt his jaw.



Name: \_\_\_\_\_

## Phonics Intervention

Touch and say the sound.

ng      i      y      k      j      nk      v



N      nk      d      u      ng      Z      d



Touch the dots and say each sound. Blend the sounds together and read the word.

Color the matching picture.

<p>sh r u nk</p>	<p>t a nk</p>
<p>b a nk</p>	<p>ch u nk</p>

Look at the picture and say its name. Graph the word.

<div style="border: 1px solid black; width: 100px; height: 60px; margin-top: 10px;"></div>	<div style="border: 1px solid black; width: 100px; height: 60px; margin-top: 10px;"></div>
<div style="border: 1px solid black; width: 100px; height: 60px; margin-top: 10px;"></div>	<div style="border: 1px solid black; width: 100px; height: 60px; margin-top: 10px;"></div>

Name: \_\_\_\_\_

# Phonics Intervention

Touch and read the words.

Frank   skunk   bunk   blink   drink   sink

Touch and point to each dot and read the words in each sentence.



Frank	is	a	skunk.
-------	----	---	--------



He	is	in	his	bunk.
----	----	----	-----	-------



He	cannot	sleep	or	blink.
----	--------	-------	----	--------

Read the passages with fluency. Check one box each time you read the passage.

## The Skunk

Frank is a skunk. He is in his bunk. He cannot sleep or blink. He will get a drink from the sink.



--	--	--

Name: \_\_\_\_\_





## Phonics Intervention

Touch and say the sound.





g k o ng j w ng

u ng z ng g T Y

Touch the dots and say each sound. Blend the sounds together and read the word.  
Color the matching picture.

<p>r u ng</p> <p>• • •</p> <p>→</p> 	<p>b l i ng</p> <p>• • • •</p> <p>→</p> 
<p>s o ng</p> <p>• • •</p> <p>→</p> 	<p>h a ng</p> <p>• • •</p> <p>→</p> 

Look at the picture and say its name. Graph the word.

 <table border="1" data-bbox="349 1554 763 1732"> <tr> <td></td> <td></td> <td></td> </tr> </table>				 <table border="1" data-bbox="1063 1554 1477 1732"> <tr> <td></td> <td></td> <td></td> </tr> </table>			
 <table border="1" data-bbox="349 1795 763 1974"> <tr> <td></td> <td></td> <td></td> </tr> </table>				 <table border="1" data-bbox="1063 1795 1477 1974"> <tr> <td></td> <td></td> <td></td> </tr> </table>			

Name: \_\_\_\_\_

## Phonics Intervention

Touch and read the words.

King Pong long sing songs ping lungs strong

Touch and point to each dot and read the words in each sentence.



King	Pong	sings	all	day	long.
------	------	-------	-----	-----	-------



He	loves	to	sing	songs.
----	-------	----	------	--------




It	makes	his	lungs	strong.
----	-------	-----	-------	---------

Read the passages with fluency. Check one box each time you read the passage.

### King Pong

King Pong sings all day long.  
He loves to sing songs while  
he plays ping pong. It  
makes his lungs strong.







Name: \_\_\_\_\_

# Phonics Intervention





Touch and say the sound.

m      n      c      m      or      x      or  
 ●      ●      ●      ●      ●      ●      ●  
 or      C      or      E      y      r      N  
 ●      ●      ●      ●      ●      ●      ●

Touch the dots and say each sound. Blend the sounds together and read the word.  
 Color the matching picture.

b   or   n ●   ●   ● →		f   or   k ●   ●   ● →	
h   or   n ●   ●   ● →		c   or   n ●   ●   ● →	

Look at the picture and say its name. Graph the word.

 <div style="border: 1px solid black; width: 150px; height: 80px; display: flex; justify-content: space-between; margin-top: 10px;"> <div style="width: 30%;"></div> <div style="width: 30%;"></div> <div style="width: 30%;"></div> </div>	 <div style="border: 1px solid black; width: 150px; height: 80px; display: flex; justify-content: space-between; margin-top: 10px;"> <div style="width: 30%;"></div> <div style="width: 30%;"></div> <div style="width: 30%;"></div> </div>
 <div style="border: 1px solid black; width: 150px; height: 80px; display: flex; justify-content: space-between; margin-top: 10px;"> <div style="width: 30%;"></div> <div style="width: 30%;"></div> <div style="width: 30%;"></div> </div>	 <div style="border: 1px solid black; width: 150px; height: 80px; display: flex; justify-content: space-between; margin-top: 10px;"> <div style="width: 30%;"></div> <div style="width: 30%;"></div> <div style="width: 30%;"></div> </div>

Name: \_\_\_\_\_

# Phonics Intervention

Touch and read the words.

Stork      chores      porch      corn      store      shore

Touch and point to each dot and read the words in each sentence.



Ms.	Stork	did	her	chores.
-----	-------	-----	-----	---------



She	sat	on	her	porch.
-----	-----	----	-----	--------



She	went	to	the	store	beside	the	shore.
-----	------	----	-----	-------	--------	-----	--------

Read the passages with fluency. Check one box each time you read the passage.

## A Trip to the Store

Ms. Stork did her chores.

She sat on her porch. "I don't have any corn," said Ms. Stork.



She went to the store beside  
the shore.

--	--	--

Name: \_\_\_\_\_





## Phonics Intervention

Touch and say the sound.





m      r      s      ar      r      l      ar

G      H      ar      m      x      f      N

Touch the dots and say each sound. Blend the sounds together and read the word.  
Color the matching picture.

<p>c      ar</p> <p>•      •</p> <p>→</p> 	<p>s      t      ar</p> <p>•      •      •</p> <p>→</p> 
<p>b      ar      n</p> <p>•      •      •</p> <p>→</p> 	<p>f      ar</p> <p>•      •</p> <p>→</p> 

Look at the picture and say its name. Graph the word.

 <div style="display: flex; border: 1px solid black; height: 80px; width: 260px; margin-left: 10px;"></div>	 <div style="display: flex; border: 1px solid black; height: 80px; width: 260px; margin-left: 10px;"></div>
 <div style="display: flex; border: 1px solid black; height: 80px; width: 260px; margin-left: 10px;"></div>	 <div style="display: flex; border: 1px solid black; height: 80px; width: 260px; margin-left: 10px;"></div>



Name: \_\_\_\_\_

# Phonics Intervention

Touch and read the words.

March Barb parked car scarf park Mark harp stars

Touch and point to each dot and read the words in each sentence.



Last	March,	Barb	parked	the	car.
------	--------	------	--------	-----	------



She	put	on	a	scarf.
-----	-----	----	---	--------




She	played	the	harp	under	the	stars.
-----	--------	-----	------	-------	-----	--------

Read the passages with fluency. Check one box each time you read the passage.

## Under the Stars

Last March, Barb parked the car. She put on a scarf and went to the park. She met her friend Mark and played the harp under the stars.



Name: \_\_\_\_\_





## Phonics Intervention

Touch and say the sound.





h t er f h ir ur

o ir J er h ur M

Touch the dots and say each sound. Blend the sounds together and read the word.  
Color the matching picture.

<p>t ur n</p> <p>• • •</p> <p>→</p> 	<p>s ur f</p> <p>• • •</p> <p>→</p> 
<p>b ir d</p> <p>• • •</p> <p>→</p> 	<p>h er d</p> <p>• • •</p> <p>→</p> 

Look at the picture and say its name. Graph the word.

 <div style="display: flex; border: 1px solid black; height: 80px; width: 250px;"></div>	 <div style="display: flex; border: 1px solid black; height: 80px; width: 250px;"></div>
 <div style="display: flex; border: 1px solid black; height: 80px; width: 250px;"></div>	 <div style="display: flex; border: 1px solid black; height: 80px; width: 250px;"></div>

Name: \_\_\_\_\_

# Phonics Intervention

Touch and read the words.

after      dinner      Bert      clerk      shirt      skirt

Touch and point to each dot and read the words in each sentence.



The	clerk	had	a	purple	shirt	and	skirt.
-----	-------	-----	---	--------	-------	-----	--------



He	got	a	green	fern.
----	-----	---	-------	-------



He	will	water	the	fern.
----	------	-------	-----	-------

Read the passages with fluency. Check one box each time you read the passage.

## Bert and the Clerk

After dinner, Bert went to the  
shop clerk. The clerk had a  
purple shirt and skirt.

He got a green fern.

He will water the fern every



Name: \_\_\_\_\_

## Phonics Intervention

Touch and say the sound.

c

kn

t

w

z

o

kn



W

x

kn

Z

H

V

h



Touch the dots and say each sound. Blend the sounds together and read the word.

Color the matching picture.

kn


ee



kn

o


t



kn

o

b




kn


ow



Look at the picture and say its name. Graph the word.



--	--	--	--



--	--	--



--	--	--	--



--	--	--	--

Name: \_\_\_\_\_

## Phonics Intervention

Touch and read the words.

knock knight knee knob knot knows unknot



Touch and point to each dot and read the words in each sentence.



The	knight	hears	a	knock.
-----	--------	-------	---	--------



His	knee	hurts	as	he	turns	the	knob.
-----	------	-------	----	----	-------	-----	-------



The	knight	knows	how	to	unknot	it.
-----	--------	-------	-----	----	--------	-----



Read the passages with fluency. Check one box each time you read the passage.

## The Knight

Knock, Knock! The knight hears a knock on the door. His knee hurts as he turns the knob. The king needs help with a big knot. The knight knows how to unknot it.



--	--	--

Name: \_\_\_\_\_

## Phonics Intervention

Touch and say the sound.

v

wr

s

u

wr

v

b



W

p

K

a

wr

x


K




Touch the dots and say each sound. Blend the sounds together and read the word.

Color the matching picture.


wr i te




wr i s t



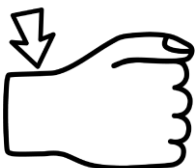
wr e ck



wr e n



Look at the picture and say its name. Graph the word.



--	--	--	--	--



--	--	--	--	--



--	--	--	--	--



--	--	--	--	--

Name: \_\_\_\_\_

## Phonics Intervention

Touch and read the words.

Wren

write

wrap

wrist

Touch and point to each dot and read the words in each sentence.



Mr.

Wren

gets

a

gift.



Mr.

Wren

can

write

well.



I

hope

I

don't

hurt

my

wrist.

Read the passages with fluency. Check one box each time you read the passage.

### A Gift From Mr. Wren

Mr. Wren gets a gift for his pal.

"I will write a card," said Mr.

Wren. Mr. Wren can write well.

He will wrap the gift.

I hope I don't hurt my wrist.



--	--	--

Name: \_\_\_\_\_

## Phonics Intervention

Touch and say the sound.

f



h



mb



u



c



w



mb



mb



D



R



mb



E



Z




M




Touch the dots and say each sound. Blend the sounds together and read the word.

Color the matching picture.

c l i mb



c o mb




n u mb



l i mb



Look at the picture and say its name. Graph the word.



--	--	--	--



--	--	--	--



--	--	--	--



--	--	--	--



Name: \_\_\_\_\_

## Phonics Intervention

Touch and read the words.

climb

numb

thumb

Touch and point to each dot and read the words in each sentence.



I	must	climb	the	hill.
---	------	-------	-----	-------



I	climb	and	climb,	but	my	legs	are	numb.
---	-------	-----	--------	-----	----	------	-----	-------



I	climb	and	hurt	my	thumb.
---	-------	-----	------	----	--------


Read the passages with fluency. Check one box each time you read the passage.

### The Hill

I must climb the hill.

I climb and climb, but my  
legs are numb.

I climb and hurt my thumb.



<input type="checkbox"/>	<input type="checkbox"/>	<input type="checkbox"/>
--------------------------	--------------------------	--------------------------

Name: \_\_\_\_\_

## Phonics Intervention

Touch and say the sound.

p



m



r



p



a



z



f



B



c



t



B



y



x



f




Touch the dots and say each sound. Blend the sounds together and read the word.

Color the matching picture.

bedtime



sunrise



toothbrush



bath tub



Look at the picture and say its name. Graph the word.



--	--	--	--	--	--	--	--



--	--	--	--	--	--	--	--



--	--	--	--	--	--	--	--



--	--	--	--	--	--	--	--

Name: \_\_\_\_\_

## Phonics Intervention

Touch and read the words.

bedtime    toothbrush    bathtub

Touch and point to each dot and read the words in each sentence.



It	is	bedtime	for	Jan.
----	----	---------	-----	------



Jan.	gets	her	toothbrush.
------	------	-----	-------------



Jan	gets	in	the	bathtub.
-----	------	----	-----	----------

Read the passages with fluency. Check one box each time you read the passage.

### Bedtime


It is bedtime for Jan.

Jan gets her toothbrush.

Brush, brush, brush!

Jan gets in the bathtub.

Scrub, scrub, scrub.



--	--	--

Name: \_\_\_\_\_




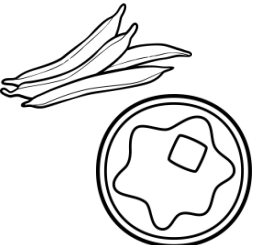
## Phonics Intervention

Touch and say the sound.





j p i b a z k

a d p N z s P

Touch the dots and say each sound. Blend the sounds together and read the word.  
Color the matching picture.

<p>sun r i se</p> <p>• • • • •</p> <p>→</p> 	<p>t oo th brush</p> <p>• • • • •</p> <p>→</p> 
<p>ba th tub</p> <p>• • • • •</p> <p>→</p> 	<p>pan cake s</p> <p>• • • • •</p> <p>→</p> 

Look at the picture and say its name. Graph the word.

 <table border="1" data-bbox="316 1564 795 1753"> <tr> <td></td><td></td><td></td><td></td><td></td><td></td><td></td><td></td> </tr> </table>									 <table border="1" data-bbox="1047 1564 1518 1753"> <tr> <td></td><td></td><td></td><td></td><td></td><td></td><td></td><td></td> </tr> </table>								
 <table border="1" data-bbox="324 1806 787 1984"> <tr> <td></td><td></td><td></td><td></td><td></td><td></td><td></td><td></td> </tr> </table>									 <table border="1" data-bbox="1039 1806 1518 1984"> <tr> <td></td><td></td><td></td><td></td><td></td><td></td><td></td><td></td> </tr> </table>								

Name: \_\_\_\_\_

## Phonics Intervention

Touch and read the words.

sunrise

pancakes

popcorn

cupcakes

pathway

sunshine

Touch and point to each dot and read the words in each sentence.



May	wakes	up	at	sunrise	each	day.
-----	-------	----	----	---------	------	------



She	makes	pancakes,	popcorn,	and	cupcakes.
-----	-------	-----------	----------	-----	-----------



Then,	she	sits	on	the	pathway.
-------	-----	------	----	-----	----------

Read the passages with fluency. Check one box each time you read the passage.

### May's Day

May wakes up at sunrise each day. She makes pancakes, popcorn, and cupcakes.

Then, she sits on the pathway in the sunshine.



--	--	--

Name: \_\_\_\_\_













# Phonics Intervention

Touch and say the sound.





y w m t w y f

U B y U B k y

Touch the dots and say each sound. Blend the sounds together and read the word.  
Color the matching picture.

t i n y • • • •   	j e l l y • • • •   
b a b y • • • •   	m o m m y • • • •   

Look at the picture and say its name. Graph the word.

 <div style="display: flex; border: 1px solid black; height: 80px; width: 250px;"> <div style="border-right: 1px solid black; width: 25%;"></div> <div style="border-right: 1px solid black; width: 25%;"></div> <div style="border-right: 1px solid black; width: 25%;"></div> <div style="width: 25%;"></div> </div>	 <div style="display: flex; border: 1px solid black; height: 80px; width: 250px;"> <div style="border-right: 1px solid black; width: 25%;"></div> <div style="border-right: 1px solid black; width: 25%;"></div> <div style="border-right: 1px solid black; width: 25%;"></div> <div style="width: 25%;"></div> </div>
 <div style="display: flex; border: 1px solid black; height: 80px; width: 250px;"> <div style="border-right: 1px solid black; width: 25%;"></div> <div style="border-right: 1px solid black; width: 25%;"></div> <div style="border-right: 1px solid black; width: 25%;"></div> <div style="width: 25%;"></div> </div>	 <div style="display: flex; border: 1px solid black; height: 80px; width: 250px;"> <div style="border-right: 1px solid black; width: 25%;"></div> <div style="border-right: 1px solid black; width: 25%;"></div> <div style="border-right: 1px solid black; width: 25%;"></div> <div style="width: 25%;"></div> </div>

Name: \_\_\_\_\_

# Phonics Intervention

Touch and read the words.

Mommy    tiny    baby    sunny    party    jelly

●           ●           ●           ●           ●           ●

Touch and point to each dot and read the words in each sentence.



Mommy	has	a	tiny	baby.
-------	-----	---	------	-------

●           ●           ●           ●           ●



They	will	go	out	on	a	sunny	day.
------	------	----	-----	----	---	-------	------

●           ●           ●           ●           ●           ●           ●           ●




They	will	go	to	a	party.
------	------	----	----	---	--------

●           ●           ●           ●           ●           ●

Read the passages with fluency. Check one box each time you read the passage.

## Sunny Day

Mommy has a tiny baby.  
They will go out on a sunny  
day. They will go to a  
party and eat jelly.



--	--	--

Name: \_\_\_\_\_

# Phonics Intervention

Touch and say the sound.

b igh c l igh o b



l y igh j y e Z



Touch the dots and say each sound. Blend the sounds together and read the word.

Color the matching picture.

<p>t r y</p>	<p>h igh</p>
<p>f l y</p>	<p>b r igh t</p>

Look at the picture and say its name. Graph the word.

<div style="border: 1px solid black; width: 100px; height: 50px; display: flex; justify-content: space-between;"> <div style="width: 25%;"></div> <div style="width: 25%;"></div> <div style="width: 25%;"></div> <div style="width: 25%;"></div> </div>	<div style="border: 1px solid black; width: 100px; height: 50px; display: flex; justify-content: space-between;"> <div style="width: 50%;"></div> <div style="width: 50%;"></div> </div>
<div style="border: 1px solid black; width: 100px; height: 50px; display: flex; justify-content: space-between;"> <div style="width: 33%;"></div> <div style="width: 33%;"></div> <div style="width: 33%;"></div> </div>	<div style="border: 1px solid black; width: 100px; height: 50px; display: flex; justify-content: space-between;"> <div style="width: 33%;"></div> <div style="width: 33%;"></div> <div style="width: 33%;"></div> </div>



Name: \_\_\_\_\_

# Phonics Intervention

Touch and read the words.

bright

sky

fly

high

try

Touch and point to each dot and read the words in each sentence.



The

baby

bird

looked

at

the

sky.



It

wished

it

could

fly.



The

baby

bird


will

try.

Read the passages with fluency. Check one box each time you read the passage.

## The Baby Bird

One bright sunny day, the baby bird looked at the sky. It wished it could fly, but the sky was so high. The baby bird will try.


☐ ☐ ☐

Name: \_\_\_\_\_






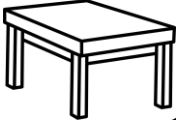

# Phonics Intervention

Touch and say the sound.





g n b v n p n  
● ● ● ● ● ● ●

b M f w i P U  
● ● ● ● ● ● ●

Touch the dots and say each sound. Blend the sounds together and read the word.  
Color the matching picture.

t u r t l e 8 ● ● ● ● → 	b u b b l e ● ● ● ●  
l i t t l e ● ● ● ●  	t a b l e ● ● ● ●  

Look at the picture and say its name. Graph the word.

 <table border="1"> <tr> <td></td><td></td><td></td><td></td><td></td><td></td><td></td> </tr> </table>								 <table border="1"> <tr> <td></td><td></td><td></td><td></td><td></td> </tr> </table>					
 <table border="1"> <tr> <td></td><td></td><td></td><td></td><td></td> </tr> </table>						 <table border="1"> <tr> <td></td><td></td><td></td><td></td><td></td> </tr> </table>							

Name: \_\_\_\_\_

# Phonics Intervention

Touch and read the words.

little      turtle      scribble      circle      giggle

Touch and point to each dot and read the words in each sentence.



Tom	is	a	little	turtle.
-----	----	---	--------	---------



He	loves	to	scribble	and	draw	a	circle.
----	-------	----	----------	-----	------	---	---------



It	is	so	simple	but	makes	him	giggle.
----	----	----	--------	-----	-------	-----	---------

Read the passages with fluency. Check one box each time you read the passage.


## The Little Turtle

Tom is a little turtle.

He loves to scribble and

draw a circle. It is so simple

but makes him giggle.



--	--	--

Name: \_\_\_\_\_

## Phonics Intervention





Touch and say the sound.

e p i t y u m

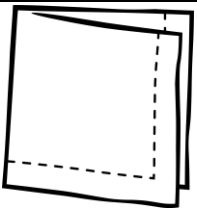

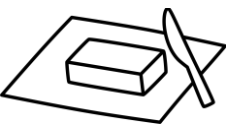

s d L r h c W

Touch the dots and say each sound. Blend the sounds together and read the word.

Color the matching picture.

<p>s u m m e r</p> <p>• • • •</p> <p>→</p> 	<p>l a d d e r</p> <p>• • • •</p> <p>→</p> 
<p>r a b b i t</p> <p>• • • • •</p> <p>→</p> 	<p>m u f f i n</p> <p>• • • • •</p> <p>→</p> 

Look at the picture and say its name. Graph the word.

 <table border="1" data-bbox="347 1556 764 1730"> <tr> <td></td><td></td><td></td><td></td><td></td><td></td><td></td><td></td> </tr> </table>									 <table border="1" data-bbox="1062 1556 1484 1730"> <tr> <td></td><td></td><td></td><td></td><td></td><td></td><td></td><td></td> </tr> </table>								
 <table border="1" data-bbox="347 1801 769 1976"> <tr> <td></td><td></td><td></td><td></td><td></td><td></td><td></td><td></td> </tr> </table>									 <table border="1" data-bbox="1062 1801 1484 1976"> <tr> <td></td><td></td><td></td><td></td><td></td><td></td><td></td><td></td> </tr> </table>								

Name: \_\_\_\_\_

## Phonics Intervention

Touch and read the words.

summer rabbit ladder muffin napkin butter tastes better



Touch and point to each dot and read the words in each sentence.



It	is	Summer.
----	----	---------



Ron	Rabbit	is	on	the	ladder.
-----	--------	----	----	-----	---------



He	will	get	a	muffin	and	napkin.
----	------	-----	---	--------	-----	---------



Read the passages with fluency. Check one box each time you read the passage.

### The Muffin

It is summer. Ron Rabbit is on  
the ladder. He will get  
a muffin and napkin.

Then, he will get butter.

It tastes better with butter.



<input type="checkbox"/>	<input type="checkbox"/>	<input type="checkbox"/>
--------------------------	--------------------------	--------------------------

Name: \_\_\_\_\_

## Phonics Intervention






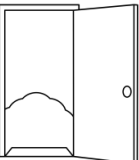


Touch and say the sound.

e p i t y u m


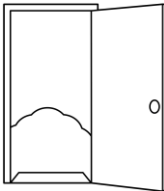


s d L r h c W

Touch the dots and say each sound. Blend the sounds together and read the word.

Color the matching picture.

<p>d i n e r</p> <p>• • • •</p> <p>→</p>  	<p>t i g e r</p> <p>• • • •</p> <p>→</p>  
<p>o p e n</p> <p>• • • •</p> <p>→</p>  	<p>w r i t e</p> <p>• • • •</p> <p>→</p>  

Look at the picture and say its name. Graph the word.

 <table border="1" data-bbox="349 1554 763 1732"> <tr> <td></td> <td></td> <td></td> <td></td> </tr> </table>					 <table border="1" data-bbox="1063 1554 1477 1732"> <tr> <td></td> <td></td> <td></td> <td></td> </tr> </table>				
 <table border="1" data-bbox="349 1795 763 1974"> <tr> <td></td> <td></td> <td></td> <td></td> </tr> </table>					 <table border="1" data-bbox="1063 1795 1477 1974"> <tr> <td></td> <td></td> <td></td> <td></td> </tr> </table>				

Name: \_\_\_\_\_

# Phonics Intervention

Touch and read the words.

diner  
●open  
●Tiger  
●write  
●paper  
●

Touch and point to each dot and read the words in each sentence.



The	diner	is	open.
●	●	●	●



Tiny	Tiger	is	at	the	diner.
●	●	●	●	●	●




He	will	meet	Zed	Zebra	for	dinner.
●	●	●	●	●	●	●

Read the passages with fluency. Check one box each time you read the passage.

## The Diner

The diner is open. Tiny Tiger is  
at the diner. He will meet Zed  
Zebra for dinner. They will sit  
at the table and write the  
order on paper.



--	--	--

Name: \_\_\_\_\_





## Phonics Intervention

Touch and say the sound.





c p a o v k m

A h l r m D t

Touch the dots and say each sound. Blend the sounds together and read the word.  
Color the matching picture.

<p>w o r k e d</p> <p>• • • •</p> <p>→</p> 	<p>l i k e d</p> <p>• • • •</p> <p>→</p> 
<p>k i c k e d</p> <p>• • • •</p> <p>→</p> 	<p>j u m p e d</p> <p>• • • •</p> <p>→</p> 

Look at the picture and say its name. Graph the word.

 <div style="display: flex; border: 1px solid black; height: 80px; width: 250px;"></div>	 <div style="display: flex; border: 1px solid black; height: 80px; width: 250px;"></div>
 <div style="display: flex; border: 1px solid black; height: 80px; width: 250px;"></div>	 <div style="display: flex; border: 1px solid black; height: 80px; width: 250px;"></div>



Name: \_\_\_\_\_

# Phonics Intervention

Touch and read the words.

asked      cooked      packed      looked      jumped      skipped




Touch and point to each dot and read the words in each sentence.




"Can	I	go	to	the	Park,"	Jill.	asked.
------	---	----	----	-----	--------	-------	--------



She	cooked	and	packed	food	with	her	mom.
-----	--------	-----	--------	------	------	-----	------



Jill	jumped	and	skipped	with	them.
------	--------	-----	---------	------	-------



Read the passages with fluency. Check one box each time you read the passage.

## At the Park


"Can I go to the park," Jill asked.

She cooked and packed food with

her mom. She looked for her pals

at the park. Jill jumped and

skipped with them.



Name: \_\_\_\_\_





# Phonics Intervention

Touch and say the sound.





k b g n v w y

O Z H n H Y R

Touch the dots and say each sound. Blend the sounds together and read the word.  
Color the matching picture.

<p>p l a y e d</p> 	<p>s m e l l e d</p> 
<p>l o v e d</p> 	<p>o p e n e d</p> 

Look at the picture and say its name. Graph the word.

 <div style="border: 1px solid black; width: 100px; height: 80px; display: flex; justify-content: space-between;"> <div style="width: 20%;"></div> <div style="width: 20%;"></div> <div style="width: 20%;"></div> <div style="width: 20%;"></div> <div style="width: 20%;"></div> </div>	 <div style="border: 1px solid black; width: 100px; height: 80px; display: flex; justify-content: space-between;"> <div style="width: 20%;"></div> <div style="width: 20%;"></div> <div style="width: 20%;"></div> <div style="width: 20%;"></div> <div style="width: 20%;"></div> </div>
 <div style="border: 1px solid black; width: 100px; height: 80px; display: flex; justify-content: space-between;"> <div style="width: 20%;"></div> <div style="width: 20%;"></div> <div style="width: 20%;"></div> <div style="width: 20%;"></div> <div style="width: 20%;"></div> </div>	 <div style="border: 1px solid black; width: 100px; height: 80px; display: flex; justify-content: space-between;"> <div style="width: 20%;"></div> <div style="width: 20%;"></div> <div style="width: 20%;"></div> <div style="width: 20%;"></div> <div style="width: 20%;"></div> </div>

Name: \_\_\_\_\_

# Phonics Intervention

Touch and read the words.

lived   named   closed   loved   played

Touch and point to each dot and read the words in each sentence.



Bill	lived	with	his	cat.
------	-------	------	-----	------



He	named	his	cat	Max.
----	-------	-----	-----	------



He	loved	Max	and	played	with	him	all	day.
----	-------	-----	-----	--------	------	-----	-----	------

Read the passages with fluency. Check one box each time you read the passage.

## Bill and Max

Bill lived with his cat. He named  
his cat Max. He closed the door  
all day, so his cat won't run  
away. He loved Max and played  
with him all day.



<input type="checkbox"/>	<input type="checkbox"/>	<input type="checkbox"/>
--------------------------	--------------------------	--------------------------

Name: \_\_\_\_\_


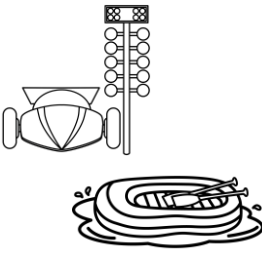


# Phonics Intervention

Touch and say the sound.





k k x u d a i

G l n l A N j

Touch the dots and say each sound. Blend the sounds together and read the word.  
Color the matching picture.

<p>planted</p> <p>● ● ● ● ● ● ●</p> <p>→</p> 	<p>started</p> <p>● ● ● ● ● ● ●</p> <p>→</p> 
<p>skated</p> <p>● ● ● ● ● ● ●</p> <p>→</p> 	<p>voted</p> <p>● ● ● ● ● ● ●</p> <p>→</p> 

Look at the picture and say its name. Graph the word.

 <table border="1" data-bbox="349 1554 763 1732"> <tr> <td></td><td></td><td></td><td></td><td></td><td></td><td></td> </tr> </table>								 <table border="1" data-bbox="1063 1554 1477 1732"> <tr> <td></td><td></td><td></td><td></td><td></td><td></td><td></td> </tr> </table>							
 <table border="1" data-bbox="349 1795 779 1974"> <tr> <td></td><td></td><td></td><td></td><td></td><td></td><td></td> </tr> </table>								 <table border="1" data-bbox="1063 1795 1477 1974"> <tr> <td></td><td></td><td></td><td></td><td></td><td></td><td></td> </tr> </table>							

Name: \_\_\_\_\_

# Phonics Intervention

Touch and read the words.

rented

wanted

needed

planted

waited

started

Touch and point to each dot and read the words in each sentence.



Kim	rented	a	new	home.
-----	--------	---	-----	-------



She	planted	the	seeds	and	waited.
-----	---------	-----	-------	-----	---------



Then,	the	plants	started	to	grow.
-------	-----	--------	---------	----	-------

Read the passages with fluency. Check one box each time you read the passage.

## The New Home

Kim rented a new home. She wanted a garden. She needed to get seeds. She planted the seeds and waited. She waited and waited. Then, the plants started to grow.



--	--	--

Name: \_\_\_\_\_

# Phonics Intervention

Touch and say the sound.

b



r



w



f



m



x



r



Y



F



c



H



T



U



C



Touch the dots and say each sound. Blend the sounds together and read the word.

Color the matching picture.

eigh t ee n 18



eigh t



8



n eigh b or s



w eigh



Look at the picture and say its name. Graph the word.



--	--	--



--	--

18

--	--	--	--

8

--	--

Name: \_\_\_\_\_

# Phonics Intervention

Touch and read the words.

neighbors    eighteen    eight    sleighs    neigh    sleigh



Touch and point to each dot and read the words in each sentence.



I

met

my

neighbors.



They

are

eighteen

years

old.



They

have

eight

sleighs.



Read the passages with fluency. Check one box each time you read the passage.




## My Neighbors

I met my neighbors.

They are eighteen years old.

They have eight sleighs.

The horses say neigh as they  
pull the sleigh.



Name: \_\_\_\_\_

# Phonics Intervention

Touch and say the sound.

a



b



ui



l



z



ui



s



z



B



ui



V



a



y




ui



Touch the dots and say each sound. Blend the sounds together and read the word.

Color the matching picture.

f r ui t




s ui t c a se



s ui t



c r ui se



Look at the picture and say its name. Graph the word.



--	--	--	--



--	--	--	--



--	--	--	--



--	--	--	--



Name: \_\_\_\_\_

# Phonics Intervention

Touch and read the words.

suit suitcase cruise fruit

Touch and point to each dot and read the words in each sentence.



Dan	has	on	his	best	suit.
-----	-----	----	-----	------	-------



He	will	go	on	a	cruise.
----	------	----	----	---	---------



He	will	drink	fruit	juice.
----	------	-------	-------	--------

Read the passages with fluency. Check one box each time you read the passage.


## The Cruise

Dan has on his best suit.

He gets his suitcase.

He will go on a cruise.

He will drink fruit juice.



<input type="checkbox"/>	<input type="checkbox"/>	<input type="checkbox"/>
--------------------------	--------------------------	--------------------------