


Phonological Awareness Activities

Phonological Awareness Game Board 1



©Andrea Miller

Five Fat Turkeys

Five Fat Turkeys sitting on a fence.

The first one said,

"Oh my am I immense!"

The second one said,

"I can gobble at you!"

The third one said,

"I can gobble too!"

The fourth one said,

"I can spread my tail!"

The fifth one said,

"Don't catch it on a nail!"


The farmer came by and had to say,

Turkeys look best on Thanksgiving day!



©Andrea Miller

Phonological Awareness Game Board A



©Andrea Miller



THANKSGIVING

Thank you!



Thanks for your purchase! I know that you have many choices when it comes to purchasing materials for you students and classroom and I am grateful you have chosen to purchase from my store. If you have any questions, comments, or feedback please email me at Teachme@tlg4teachers.com.

Let's Connect!

For more tidbits and tips for your early childhood classroom visit me on [Instagram](#) and [Facebook](#) at Everyday Dramatic Play, my website www.EverydayDramaticPlay, or view our videos on YouTube at [TLG4Teachers](#). See you there!

Terms of Use:

- Original purchased items maybe reproduced for use in the classroom or for personal use.
- This product may NOT be reproduced or shared in any form including electronic uses such as CD's flash drives, emails, websites, blogs, or sharing sites with out permission or giving credit to author` though hyperlink. Please credit the source using the following link.

<https://www.teacherspayteachers.com/Store/Andrea-Miller-2279>

- If you choose to take a digital photo of these items to post on an internet site please credit and tag the source using the following links. [teacherspayteachers.com/Store/Andrea-Miller-2279](https://www.teacherspayteachers.com/Store/Andrea-Miller-2279).

Happy Teaching!

Andrea Miller

SAVE MONEY *and* BUY THE BUNDLE


Did you know that is product is part of a BUNDLE?

Save money and time by purchasing the complete [Phonological Awareness Activity Bundle](#)

What's included in this bundle?

- Back to School Phonological Awareness Activity Set
- Halloween Phonological Awareness Activity Set
- Thanksgiving Phonological Awareness Activity Set
- Holiday Baking Phonological Awareness Activity Set
- Winter Phonological Awareness Activity Set
- Polar Animals Phonological Awareness Activity Set
- Weather Phonological Awareness Activity Set
- Transportation Phonological Awareness Activity Set
- Spring Phonological Awareness Activity Set -- coming soon
- Bugs Phonological Awareness Activity Set
- Summer Phonological Awareness Activity Set -- coming soon
- Bonus Set:
- Holiday Cookies Phonological Awareness Activity Set


Click [here](#) to see more!



THANK YOU, DESIGNERS!



Graphics and fonts in this package are designed by



<https://www.teacherspayteachers.com/Store/Krista-Wallden-Creative-Clips>

<https://www.teacherspayteachers.com/Store/Chirp-Graphics>

<https://www.teacherspayteachers.com/Store/Dancing-Crayon-Designs>

www.teacherspayteachers.com/Store/Scrappin-Doodles

<https://www.teacherspayteachers.com/Store/A-Perfect-Blend>

<https://www.teacherspayteachers.com/Store/Catherine-Hopkins-Designs>

<https://www.teacherspayteachers.com/Store/A-Primary-Kind-Of-Life>

<https://www.teacherspayteachers.com/Store/Oldmarket>

Thanksgiving


Phonological Awareness Fun

Vocabulary Cards Included:

Tree	Rake	Leaves	Pie
Hay	Corn	Pumpkin	Cider
Acorn	Turkey	Cranberries	Football

Items included:

- Vocabulary Picture Cards (x12)
- Silly Willy Song
- Have you Seen a Pumpkin? song
- Five Fat Turkey song
- Five Fat Turkey Retelling Picture Cards
- Falling Leaves Song
- Falling Leaves Retelling Picture Cards
- Game Board 1 and 2 (x4)
- Game Board A-D (x3)
- Sorting Number Cards (x2)
- Phonological Awareness Activities
 - Songs
 - Rhyming Games
 - Alliteration Game
 - Phoneme Matching Games
 - Identifying Syllables
 - Counting Syllables
 - Syllable Sorting



Phonemic Awareness

Phonemic awareness is the ability to hear, identify, and manipulate individual sounds—phonemes—in spoken words. Before children learn to read print, they need to become more aware of how the sounds in words work. They must understand that words are made up of speech sounds, or *phonemes* (the smallest parts of sound in a spoken word that make a difference in a word's meaning). *A child's level of phonological awareness on entering school is widely held to be the strongest single determinant of the success that she or he will experience in learning to read—or, conversely, the likelihood that she or he will fail (Adams, 1990; Stanovich, 1986)*

Because phonemic awareness is so closely related to the success of a good reader it is important to practice phonemic skills daily.

The activities in this packet can be repeated and extended over time to develop and strengthen children's phonemic awareness skills.

These activities are designed to engage students and to keep the play of language fun for both the students and teacher. Vocabulary in this unit is developed around a theme to help children associate and learn more in a more meaningful way to the world around them. Picture cards included in the unit should be introduced to students before using any of the games and activities. By the end of the unit you may want to introduce picture cards along with the word cards to introduce beginning reading skills.

Levels of Phonemic Awareness

Level 1: Rhythm and Rhyme

Level 2: Parts of a Word

Level 3: Sequence of Sounds

Level 4: Separation of Sounds

Level 5: Manipulation of Sounds

Level I

Songs



Silly Willy

Task: Rhyme and vocabulary building

Materials: Song, Picture Cards and Bag

Activity: Place picture cards in bags. Sing the first verse of song. Have a child pull a picture card from the bag and share with the class.

Hint: I usually do 3-4 cards a day depending on the length of our unit.

Example: Silly Willy, who should I pick?

Silly Willy, who should I pick?

Silly Willy, who should I pick?

I am going to pick Molly, Lolly.

Have You Seen a Pumpkin?

Task: Rhythm and vocabulary building

Materials: Song

Activity: Sing with students multiple times throughout the theme. Have students act out part of the song. Once children are comfortable with the song, you can begin to manipulate the song by asking children to switch the description of the pumpkins.

Example: A big one, a lumpy one

Hint: I usually have students pick thematic related animals or characters to manipulate the songs and sounds.

Five Fat Turkeys

Task: Rhyme and vocabulary building

Materials: Song and turkey and fence picture cards (optional)

Activity: Sing with students multiple times throughout the theme. Have students act out part of the song. Once children are comfortable with the song, you can begin to manipulate the song using different sounds, pitches, speeds or characters.

Hint: I usually have students pick thematic related animals or characters to manipulate the songs and sounds.

Falling Leaves

Task: Rhyme, rhythm and vocabulary building

Materials: Song and tree and leaf cards (optional)

Activity: Sing with students multiple times throughout the theme. Have students act out part of the song. Once children are comfortable with the song, you can begin to manipulate the song using different sounds, pitches, speeds or characters.

Hint: I usually have students pick thematic related animals or characters to manipulate the songs and sounds.



Level I



Same and Different

Task: Hearing Similarities

Materials: Same and Different face or Thumbs Up cards

Activity: Give each child a same and different card. Start with showing children two pictures and have them use the same or different cards to show if the pictures are the same or different. Once they understand the concept of same and different, this activity can be used to compare like sounds. Begin with saying whole words, then parts of words, then individual phonemes. This is a listening activity so they shouldn't need any picture cards.

Hint: I usually use to do this activity in small groups or individually.

Example: tree, leaf (different)

pie, pie (same)

corn, cake (different)

rake, rock (different)

Zip Zap

Task: Rhyming

Materials: Picture cards or individual game board I, A or B and counters to use as markers for game boards

Activity: Choose 2-5 picture cards for a larger group activity or for a smaller group give each child a game board and markers. Start rhyme. Ask children to finish each line or place marker on the correct rhyme.

Hint: I usually use 2-5 cards depending on the group size and ability levels.

Example: Zip Zap zake can you find the

_____? (rake)

Zip Zap zorn can you find the

_____? (corn)



Match up Rhyme Time

Task: Rhyming

Materials: Picture cards or individual game board I, A or B and counters to use as markers for game boards

Activity: Give each child a game board and some counters. Say a word aloud and have children decide which of the pictures matches the rhyme they hear in each word.

Hint: I usually give children both real words and nonsense words to rhyme. We then talk about which words are real and which are silly words. Both ways are great ways to play with words.

Example: bee (tree), horn (corn), thieves (leaves)

key (tree), gorn (corn), keeves (leaves)

Level 1



I Have a Friend

Task: Alliteration

Materials: Picture cards or individual game boards 1 or 2 or A, B, C, D and counters to use as markers for game boards

Activity: Choose 2-5 picture cards for a larger group activity or for a smaller group give each child a game board and markers. Ask children to add a marker to the picture that matches the alliteration.

Hint: I usually use names of the children, siblings, or teachers to make the activity more fun and build more connections. But any names will do. Use only 2-5 cards at a time.

Example: I have some friends and the thing they like best about Thanksgiving begins with the same sounds as their names. Can you help me find out who likes what? (Picture cards or game boards)

I have a friend **Carrie**. What is Carrie's favorite thing? (corn)

I have a friend **Peter**. What is Peter's favorite thing (pie)

Match Up Matching Phonemes


Task: Matching Phonemes

Materials: Picture cards or individual game board 1 or 2 or A, B, C, D and counters to use as markers for game boards

Activity: Choose 2-5 picture cards for a larger group activity or for a smaller group give each child a game board and markers. Say a word or letter sound aloud and have children decide which of the pictures matches the first phoneme they hear in each word.

Hint: I begin this activity matching the beginning sounds. As they get better at identifying beginning sounds, I will have them match ending sounds and the middle sounds.

Example: crow (corn), pickles (pie), horse (hay)



Level I



Clap, Tap, and Snap

Task: Identifying Syllables

Materials: Picture cards or individual game board 2 or C or D

Activity: Clap, tap, or snap the syllables of each picture. Have fun playing and modeling syllable segmenting with children. They need a lot of practice just hearing and clapping out syllables before moving on to counting and sorting.

Hint: I like to ask the children to share different ways we can clap out syllables. Like stomping feet, jumping, or tapping toes.

Example: pumpkin (pump-kin)
cider (ci-der)

Clap, Tap, and Count

Task: Identifying Syllables

Materials: Picture cards or individual game board 2 or C or D and counters to use as markers for game boards

Activity: Clap, tap, or snap the syllables of each picture. Then place the correct number of counters to show the number of syllables in each word. I like to use connecting cubes to build towers.

Hint: This can be done and modeled with the whole class or small groups and later done for independent practice in stations or centers.

Example: football (foot-ball) (2)
cranberries (cran-ber-ries) (3)

Clap, Tap, and Sort

Task: Identifying, Counting and Sorting Syllables

Materials: Picture cards and number cards

Activity: Clap, tap, snap the syllables for each picture card. Then place the picture card under the correct number.

Hint: This can be done and modeled with the whole class or small groups and later done for independent practice in stations or centers.

Example: pie (1)
acorn(2)
cranberries (3)



Phonological Awareness

Game Boards 1, A, and B

- ☐ Zip-Zap (rhyming)
- ☐ Match Up Rhyme Time (rhyming)
- ☐ I Have a Friend (alliterations)
- ☐ Match Up Phonemes (initial phonemes)

Phonological Awareness

Game Board 2, D and C

- ☐ I Have a Friend (alliterations)
- ☐ Match Up Phonemes (initial phonemes)
- ☐ Clap, Tap, Snap (syllables)
- ☐ Clap, Tap, Count (syllables)
- ☐ Clap, Tap, Sort (syllables)

Silly Willy

Author: Unknown

Silly Willy, who should I pick?

Silly Willy, who should I pick?

Silly Willy, who should I pick?

I am going to pick

_____,'

_____.

©Andrea Miller

Have You Seen a Pumpkin?

Author: Unknown

Tune: "Did You Ever See a Lassie?"

Have you ever seen a pumpkin,
a pumpkin, a pumpkin?

Have you ever seen a pumpkin,
that grows on a vine?

A round one, a tall one,

A fat one, a small one?

Have you ever seen a pumpkin

That grows on a vine?

©Andrea Miller

Five Fat Turkeys

Author: Unknown

Tune "Five Little Pumpkins"

Five Fat Turkeys sitting on a fence.
The first one said, "Oh my am I immense!"
The second one said, "I can gobble at you!"
The third one said, "I can gobble too!"
The fourth one said, "I can spread my tail!"
The fifth one said, "Don't catch it on a nail!"
The farmer came by and had to say,
Turkeys look best on Thanksgiving day!

©Andrea Miller

Falling Leaves

Author: Andrea Miller

Red, orange, yellow, brown
leaves are falling to the ground.
Red, orange, yellow, brown
leaves are falling without a sound.
Red, orange, yellow, brown
leaves are falling to the ground.
Fall is here! Fall is here!

©Andrea Miller

Have You Seen a Pumpkin?

Have you ever seen a pumpkin,
a pumpkin, a pumpkin?

Have you ever seen a pumpkin,
that grows on a vine?

A round one, a tall one,

A fat one, a small one?

Have you ever seen a pumpkin?

That grows on a vine?



Have You Seen a Pumpkin?

Have you ever seen a pumpkin,
a pumpkin, a pumpkin?

Have you ever seen a pumpkin,
that grows on a vine?

A round one, a tall one,

A fat one, a small one?

Have you ever seen a pumpkin

That grows on a vine?



Five Fat Turkeys

Five Fat Turkeys sitting on a fence.

The first one said,

“Oh my am I immense!”

The second one said,

“I can gobble at you!”

The third one said,

“I can gobble too!”

The fourth one said,


“I can spread my tail!”

The fifth one said,

“Don’t catch it on a nail!”

The farmer came by and had to say,

Turkeys look best on Thanksgiving day!



Five Fat Turkeys

Five Fat Turkeys sitting on a fence.

The first one said,

"Oh my am I immense!"

The second one said,

"I can gobble at you!"

The third one said,

"I can gobble too!"

The fourth one said,


"I can spread my tail!"


The fifth one said,

"Don't catch it on a nail!"


The farmer came by and had to say,

Turkeys look best on Thanksgiving day!









©Andrea Miller



©Andrea Miller





Falling Leaves

Red, orange, yellow, brown
leaves are falling to the ground.

Red, orange, yellow, brown
leaves are falling without a sound.

Red, orange, yellow, brown
leaves are falling to the ground.

Fall is here! Fall is here!





Falling Leaves

Red, orange, yellow, brown
leaves are falling to the ground.


Red, orange, yellow, brown
leaves are falling without a sound.

Red, orange, yellow, brown
leaves are falling to the ground.








Fall is here.! Fall is here!









Falling Leaves


















Phonological Awareness


Game Board 1



©Andrea Miller

Phonological Awareness


Game Board 1



©Andrea Miller

Phonological Awareness


Game Board 1



©Andrea Miller

Phonological Awareness

Game Board 1



©Andrea Miller

Phonological Awareness

Game Board 1



©Andrea Miller

Phonological Awareness


Game Board 1



©Andrea Miller

Phonological Awareness


Game Board 2



©Andrea Miller

Phonological Awareness


Game Board 2



©Andrea Miller

Phonological Awareness

Game Board A



©AndreaMiller

Phonological Awareness


Game Board A



©AndreaMiller

Phonological Awareness

Game Board A



©AndreaMiller

Phonological Awareness

Game Board A



©AndreaMiller

Phonological Awareness


Game Board A



©AndreaMiller

Phonological Awareness


Game Board A



©AndreaMiller

Phonological Awareness


Game Board C



©AndreaMiller

Phonological Awareness


Game Board A



©AndreaMiller

Phonological Awareness


Game Board A



©AndreaMiller

Phonological Awareness


Game Board D



©AndreaMiller

Phonological Awareness


Game Board D



©AndreaMiller

Phonological Awareness

Game Board D



©AndreaMiller

1

2

3

4

5

6

1



2



3



4



5







6





Thanksgiving

Syllable Stack





Thanksgiving

Syllable Stack

