

FALL CVC Sound Boxes

By Jennifer Worrell



Ideas for Using These Sound Boxes

There are six sets of sound box task cards with twelve cards in each. One set has all the letters provided for each word. Students can tap each letter, make its sound, and blend the sounds to make the word. Each part of this activity is scaffolded for them. There are three sets with the beginning, ending, and vowel sound provided as a scaffold. One set has the beginning and ending sound, and students just have to give the middle sound. The final set has only blank boxes.

I printed, laminated, and cut these cards out. I have students tap the boxes to make the sound or slide a colored token in each box. Students can also write the letters in with a dry erase marker.

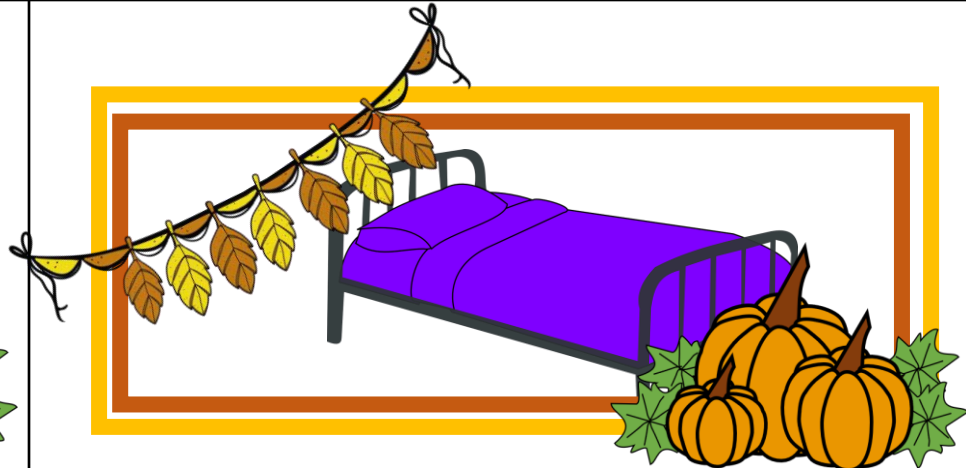
My fellow reading specialist at school creates sensory bins with these. She filled containers with leaves she gathered and hid sound box cards in them. Students found the cards and wrote the correct letters in the boxes for each word. The kids LOVED this activity!



l

o

g



c

o

t



r

u


g



h

a


t



h

e


n



s

i

x



b

a


t



t

e


n



l

i


p



p

e


n



b

u

g



t

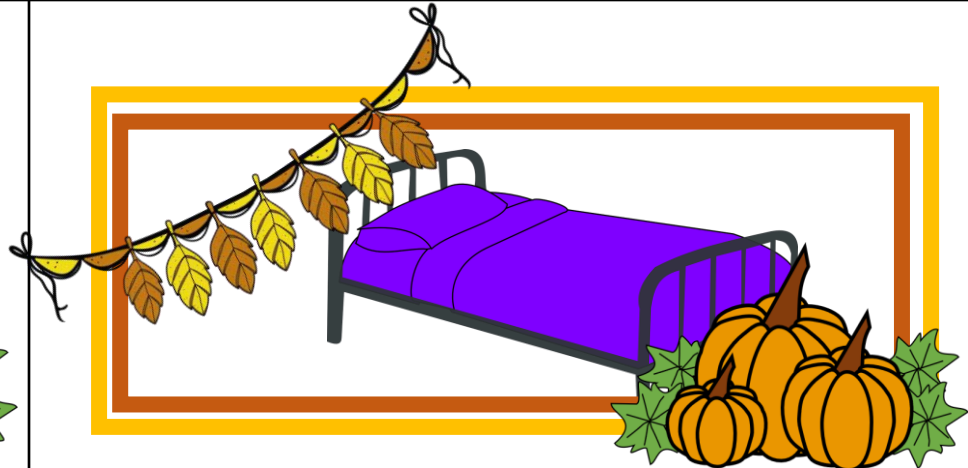
a

g



l

g



c

t




r

g




h

t




h

n



s

x




b

t




t

n




l

p




p

n



b

g

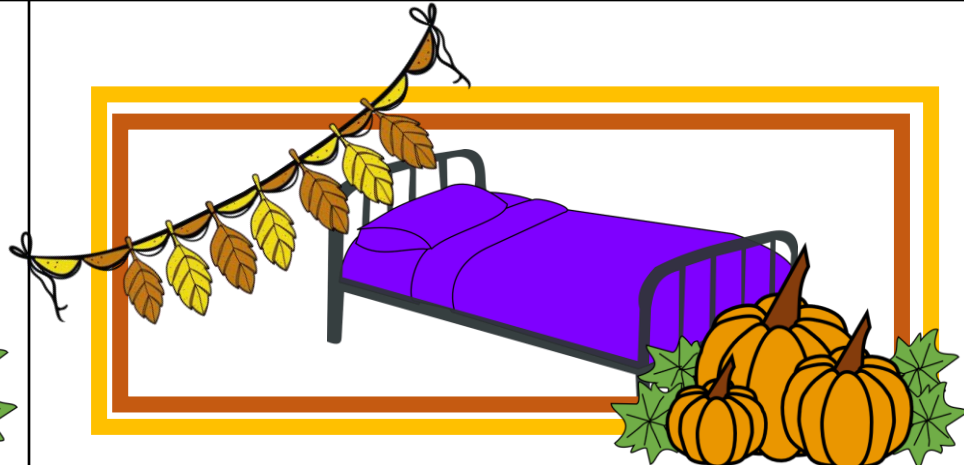


t

g



o




o




u




a



e




i




a




e




i



e



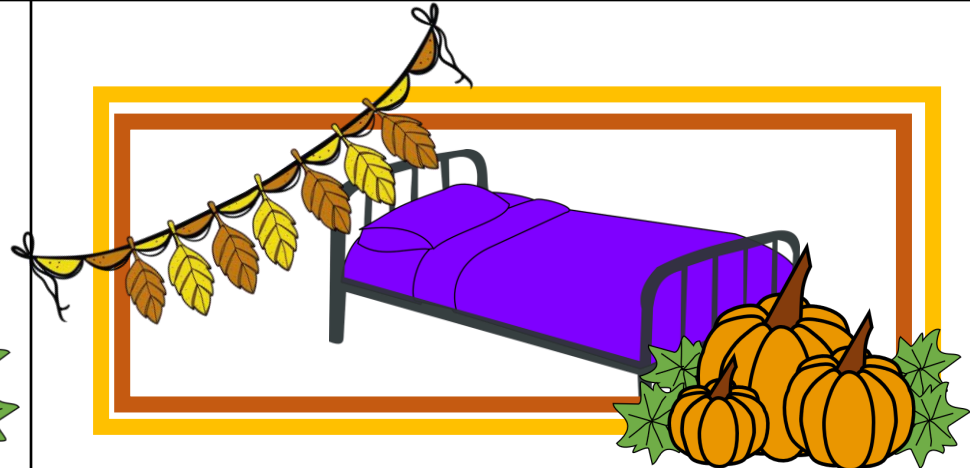
u



a



l




c




r




h



h




s




b




t




l



p



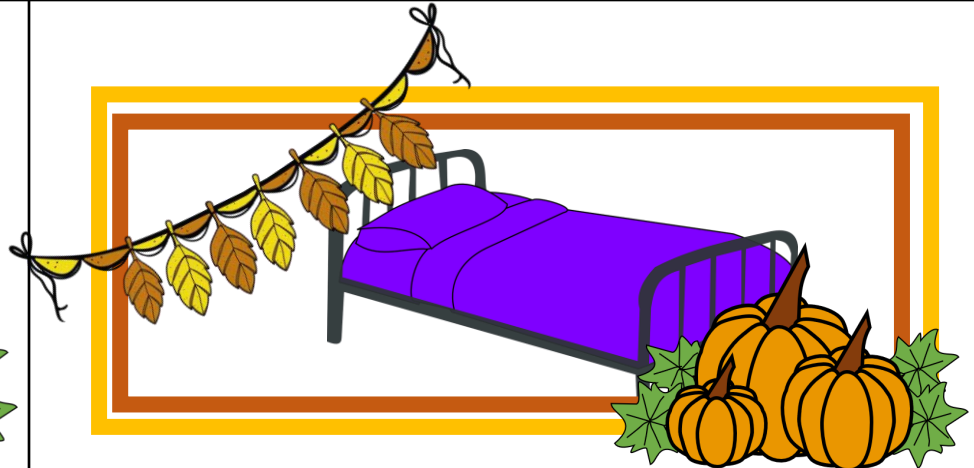
b



t



		g
--	--	----------




		t
--	--	----------




		g
--	--	----------




		t
--	--	----------



		n
--	--	----------




		x
--	--	----------




		t
--	--	----------




		n
--	--	----------




		p
--	--	----------



		n
--	--	----------



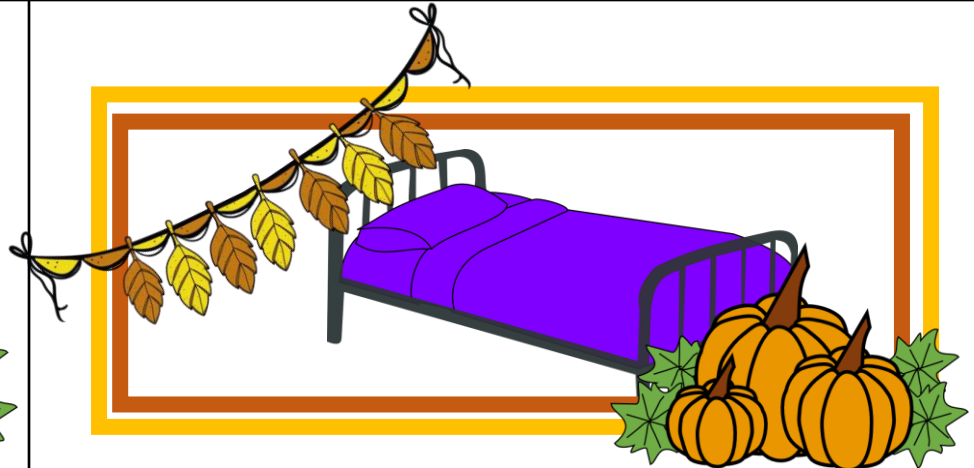
		g
--	--	----------



		g
--	--	----------



--	--	--






--	--	--




--	--	--




--	--	--







--	--	--



--	--	--



--	--	--



--	--	--

TERMS OF USE

This project, resource, or activity is copyright 2022 by Jennifer Worrell and Meaningful Connections in the Classroom. By purchasing this product, you have the right to reproduce this activity, resource, or project for your students only. You are the sole owner of this product, activity, or resource, and you may not sell, share, or use this product commercially. You may not distribute or share this product, resource, or activity either digitally or in hard copy form. This product, resource, or activity is for your Classroom use only. Thank you for respecting the copyright.

Keep In Touch!

Please visit my TPT store for more classroom products!

<https://www.teacherspayteachers.com/Store/Meaningful-Connections-In-The-Classroom>

Please visit the blog at

<http://meaningfulconnectionsintheclassroom.com>



Follow me on Instagram:

[@connectionsinclassrooms](https://www.instagram.com/connectionsinclassrooms)

Follow me on Pinterest:

[@Connectionsinclassrooms](https://www.pinterest.com/Connectionsinclassrooms)


Follow me on Facebook

[Meaningful Connections in the Classroom](https://www.facebook.com/MeaningfulConnectionsInTheClassroom)

PRODUCTS TO TRY!

Please visit my TPT store for more classroom products!

<https://www.teacherspayteachers.com/Store/Meaningful-Connections-In-The-Classroom>



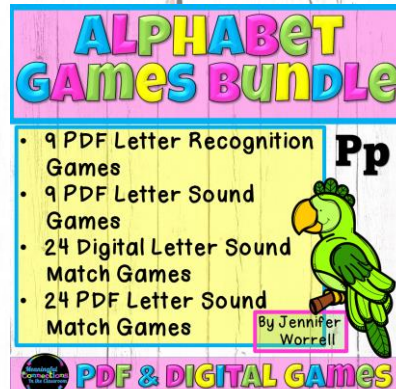
CVC Decodable Readers




Heart Word Flash Card Bundle



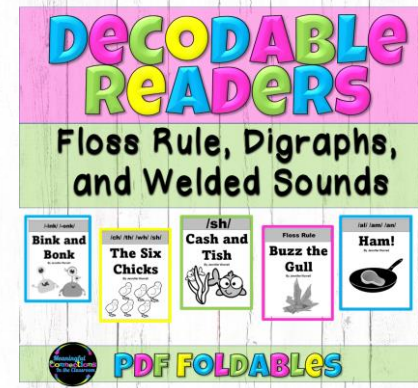
Alphabet Activities Bundle



Alphabet Games Bundle



Phonics Worksheets



Digraph Decodable Readers

MANY THANKS!

It is with great appreciation that I display the following links—these TPT Stores have amazing products and graphics that I use in my work. Please visit and follow them on Teachers Pay Teachers! I also use photos from Pixabay.com, Unsplash.com, Wikimedia Commons, and Morguefile.com

