

HALLOWEEN BEGINNING SOUNDS GAME BOARDS



primary  playground



Thank you for your purchase! I greatly appreciate your business! If you have any questions or concerns with this product please reach out to me via email!

Jenette@primaryplayground.net


You may also like



Terms of use:

© 2022 Primary Playground. All rights reserved by author. The original purchaser of this document is granted permission to copy for teaching purposes only. If you are NOT the original purchaser, please download the item from my store before making any copies. Redistributing editing, selling or posting this item or any part thereof on the Internet is strictly prohibited without first gaining permission from the author. Violations are subject to the penalties of the Digital Millennium Copyright Act.

This product uses the following creative elements:



teacher instructions

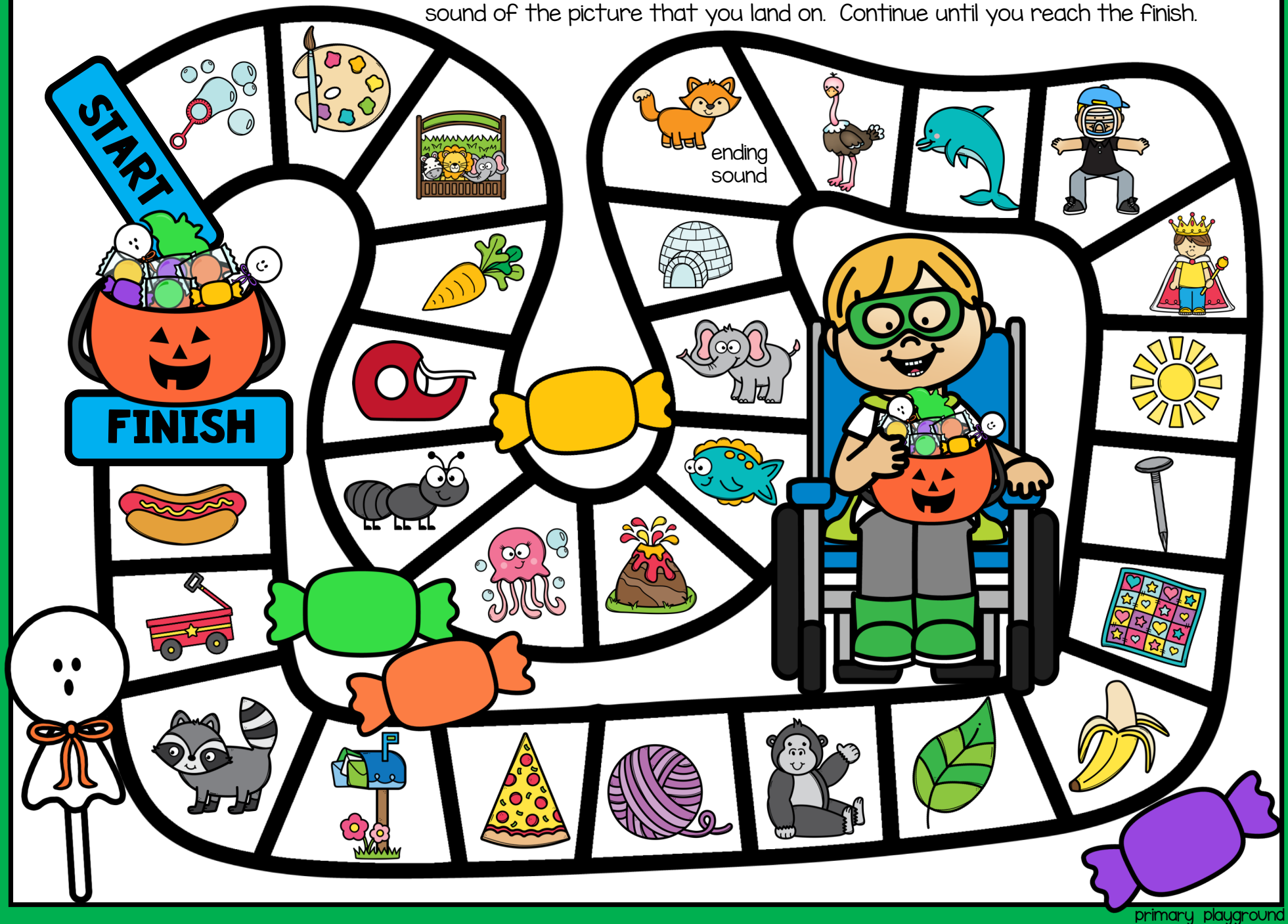
There are 5 boards with pictures that when the student lands on the picture they will say the beginning sound. And there are 5 boards with letters in which they will think and give an example of an item that begins with that letter sound.

There are 2 ways each game can be played. You can have your students use a die and they can use the spinners that are included using a pencil and a paperclip.







Each game can be played with 1-4 players.

I've included a few different spinners and game pieces. Your students can choose to use a game piece or you can use coins, snap cubes, game pieces from an old game. Anything you'd like.

Roll a die or spin the spinner. Move your game piece that many spaces. Say the beginning sound of the picture that you land on. Continue until you reach the finish.



Roll a die or spin the spinner. Move your game piece that many spaces. Say the beginning sound of the picture that you land on. Continue until you reach the finish.



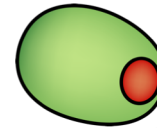
ending
sound



START



FINISH



Roll a die or spin the spinner. Move your game piece that many spaces. Say the beginning sound of the picture that you land on. Continue until you reach the finish.




Roll a die or spin the spinner. Move your game piece that many spaces. Say the beginning sound of the picture that you land on. Continue until you reach the finish.



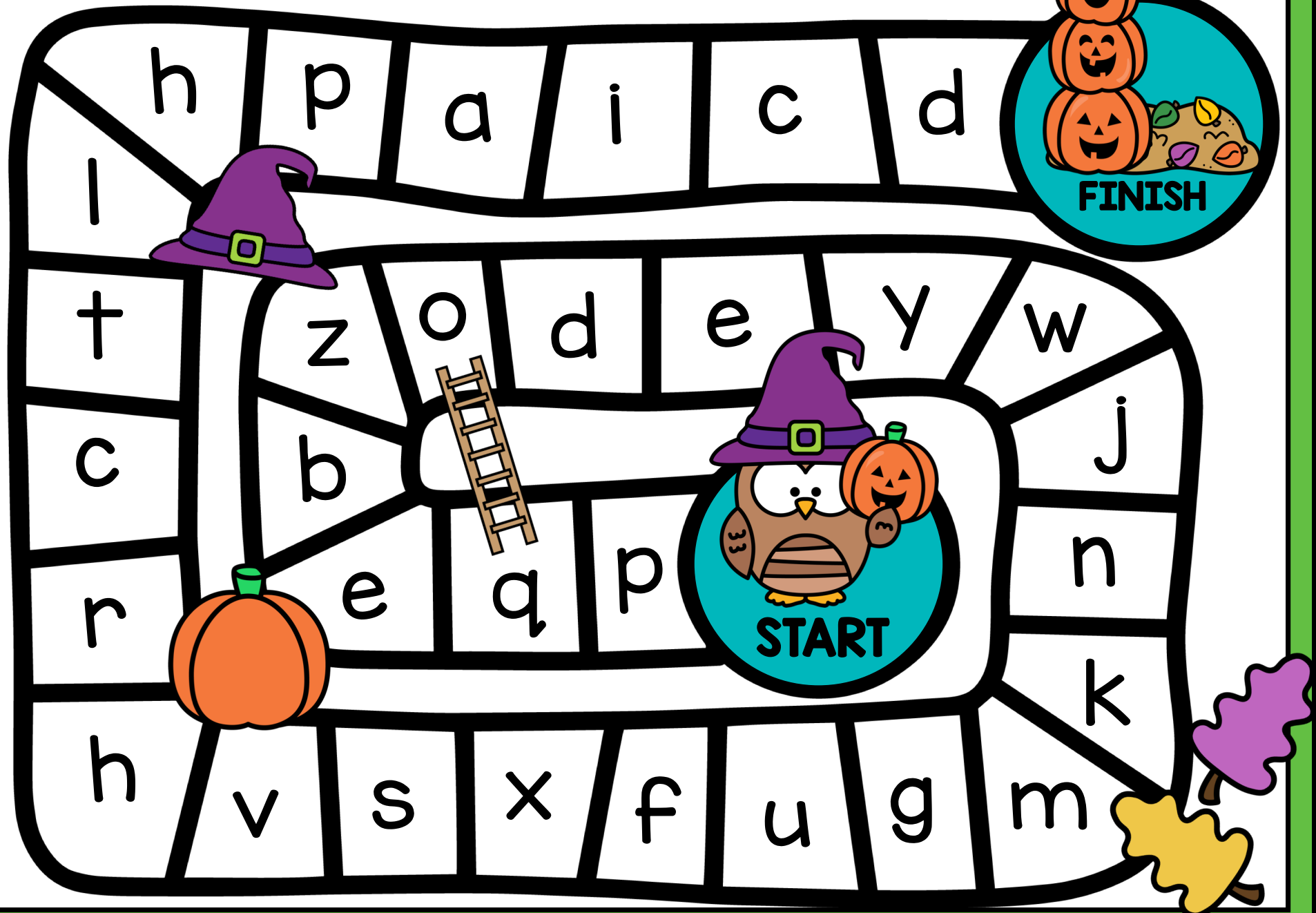
Roll a die or spin the spinner. Move your game piece that many spaces. Say the beginning sound of the picture that you land on. Continue until you reach the finish.




Roll a die or spin the spinner. Move your game piece that many spaces. Say a word that has that letters beginning sound that you land on. Continue until you reach the finish.







Roll a die or spin the spinner. Move your game piece that many spaces. Say a word that has that letters beginning sound that you land on. Continue until you reach the finish.











Roll a die or spin the spinner. Move your game piece that many spaces. Say a word that has that letter's beginning sound that you land on. Continue until you reach the finish.








primary playground



primary playground




Fold on the dotted lines and then tape or glue the paper together to make the game piece.



Fold on the dotted lines and then tape or glue the paper together to make the game piece.


Roll a die or spin the spinner. Move your game piece that many spaces. Say the beginning sound of the picture that you land on. Continue until you reach the finish.




Roll a die or spin the spinner. Move your game piece that many spaces. Say the beginning sound of the picture that you land on. Continue until you reach the finish.

START


FINISH




Roll a die or spin the spinner. Move your game piece that many spaces. Say the beginning sound of the picture that you land on. Continue until you reach the finish.




Roll a die or spin the spinner. Move your game piece that many spaces. Say the beginning sound of the picture that you land on. Continue until you reach the finish.



Roll a die or spin the spinner. Move your game piece that many spaces. Say a word that has that letters beginning sound that you land on. Continue until you reach the finish.




Roll a die or spin the spinner. Move your game piece that many spaces. Say a word that has that letters beginning sound that you land on. Continue until you reach the finish.

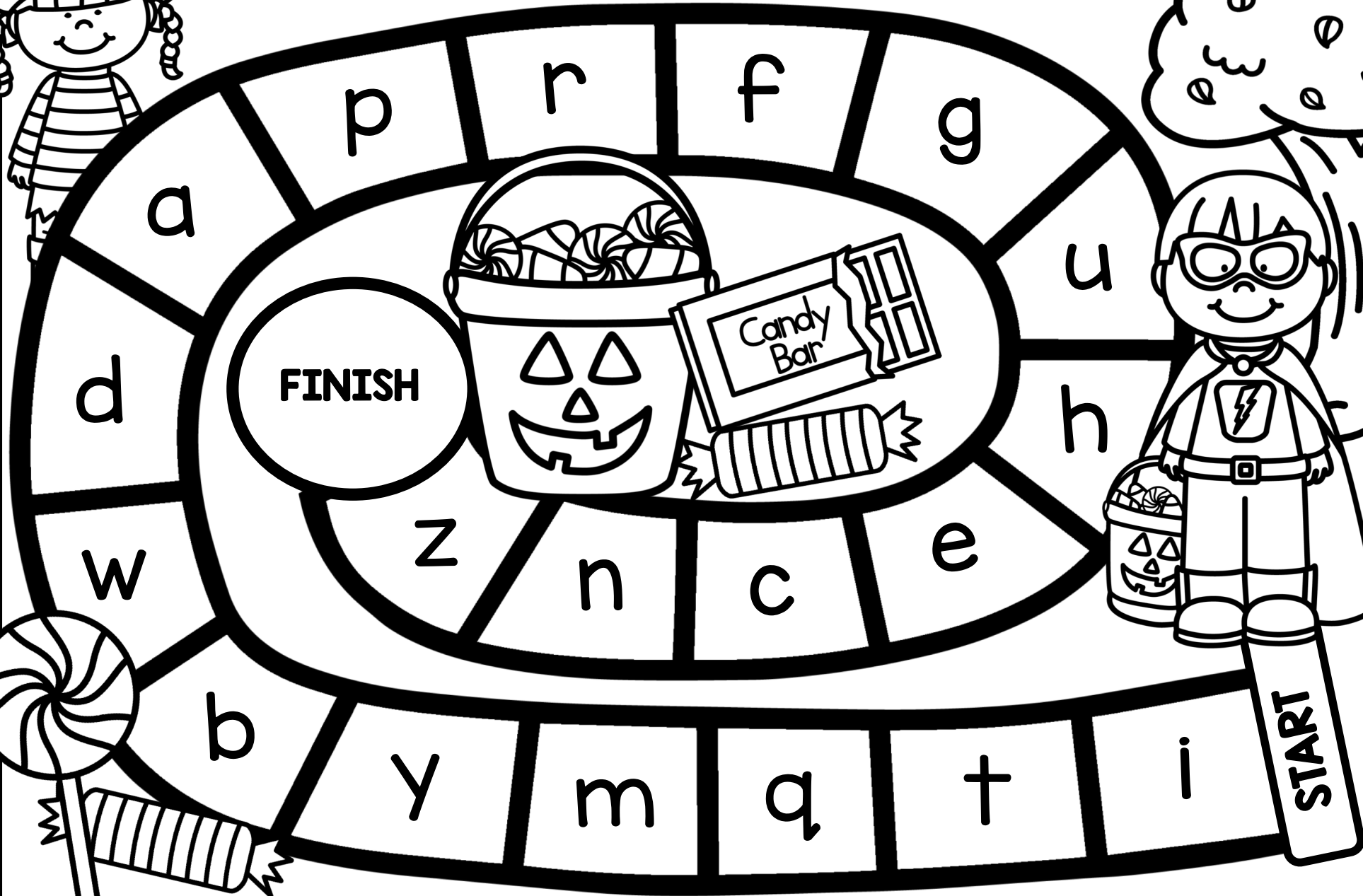









Roll a die or spin the spinner. Move your game piece that many spaces. Say a word that has that letters beginning sound that you land on. Continue until you reach the finish.




Roll a die or spin the spinner. Move your game piece that many spaces. Say a word that has that letters beginning sound that you land on. Continue until you reach the finish.









primary playground



primary playground



Fold on the dotted lines and then tape or glue the paper together to make the game piece.



Fold on the dotted lines and then tape or glue the paper together to make the game piece.