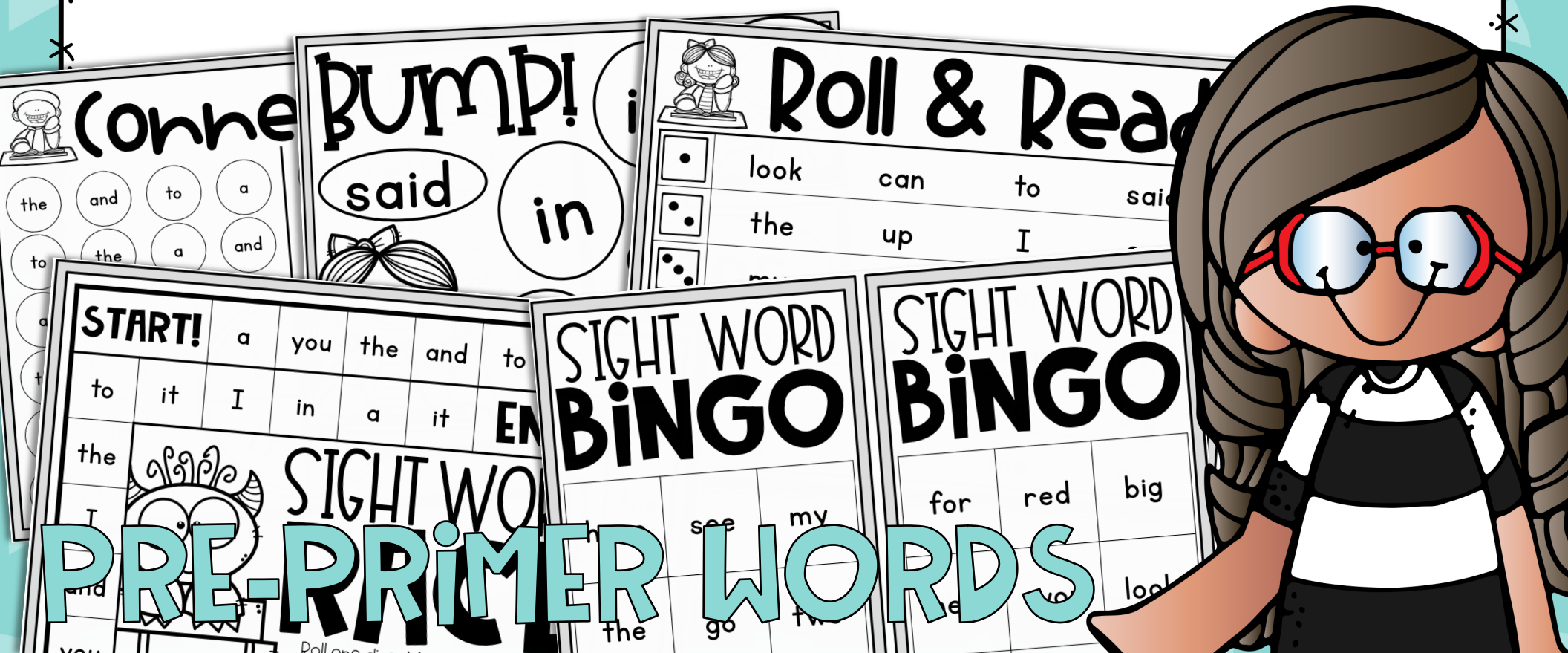



Print & Go SIGHT WORD CENTERS





The PRIMARY Gal

About // Small Groups // Mentor Texts // Teaching Theme

• Ideas and Tips from my Special Education and General Education Classrooms •

I love to blog! Click here to read about what I am doing in my classroom.

Email Freebies

I often share freebies with the people who subscribe to my email list! I would love to add you to the list.

Click here to
Subscribe!



Thank You!

Thank you so much for downloading this product. I hope you and your students love using it in your classroom. If you have any questions or see an error, please email me at theprimarygal@gmail.com.

Terms of Use

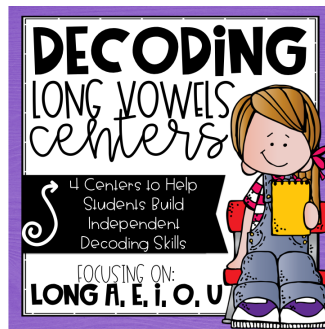
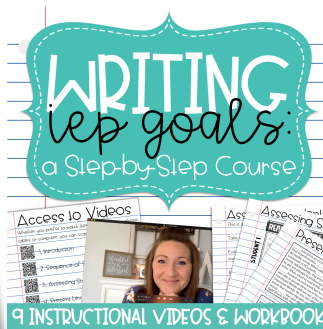
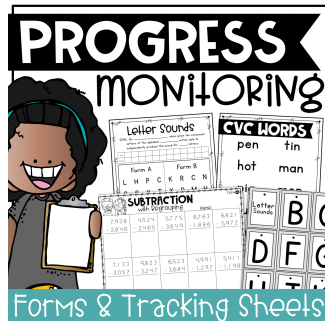
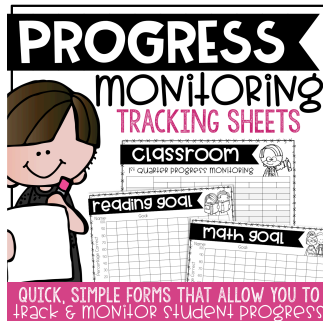

you may

- Use this product in your classroom.
- Purchase additional licenses at a reduced cost.
- Save this file on your computer or Google Drive.

you may not

- Share this product with friends or colleagues.
- Make copies for everyone on your team.
- Upload this product to a public website, including your school website and shared servers.

other PRODUCTS you'll love



Flash Cards

Whether you use these flash cards for daily oral practice or calling words for Bingo, these cards are simple and ready to go for your use. I have my students spell and say each word aloud each and every day. Then, we use them for playing Bingo.

a

and

come

down

help

here

jump

little

not

one

see

the

three

to

a

and

away

big

blue

can

come

down

find

for

funny

go

help

here

I

in

is

it

jump

little

look

make

me

my

not

one

play

red

run

said

see

the

three

to

two

up

we

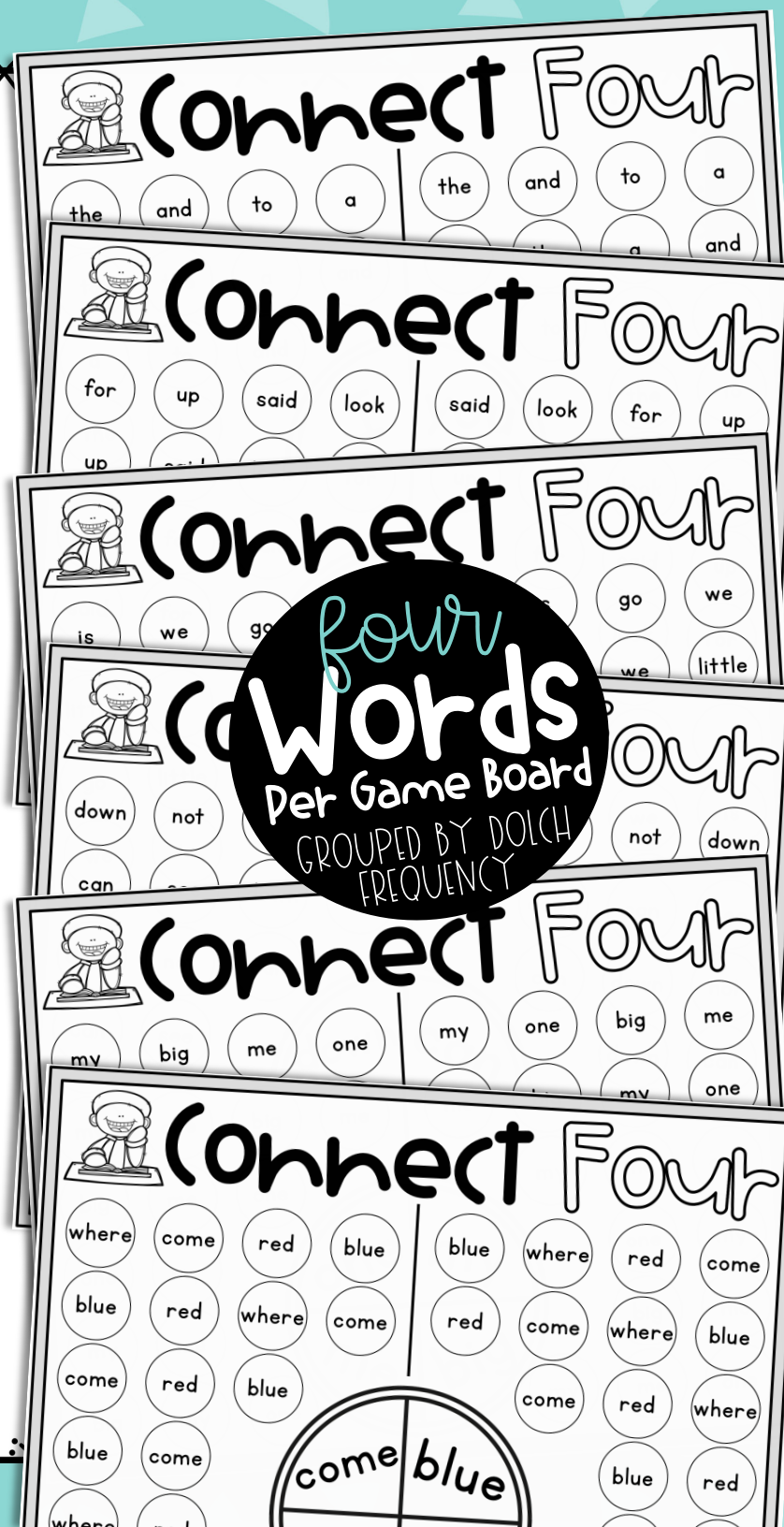
where

yellow

you

Connect Four

You can use a paperclip or a premade clear plastic spinner (You can find them on Amazon [here](#).) to have your students spin one of four words. After spinning, they can color or use a game piece to cover the same word on their board. The first one to get four in a row is the winner. Getting four in a row can seriously be tricky!





Connect Four

the	and	to	a	the	and	to	a
to	the	a	and	to	the	a	and
a	to	and			to	and	a
the	to					the	to
a	the					the	a
and	to	a			to	a	and

the

to

and

a



Connect Four

you	in	I	it	you	in	it	I
it	you	I	in	it	you	I	in
I	you	in			I	it	you
it	you					in	it
I	it					you	I
in	I	you			I	in	you

I

you

it

in



Connect Four

for

up

said

look

said

look

for

up

up

said

look

for

up

said

look

for

look

for

said

for

said

up

said

for

look

for

for

look

up

said

look


said

up

said

for

up





Connect Four

is	we	go	little	little	is	go	we
little	is	we	go	is	go	we	little
go	little	is			we	is	go
we	is					we	is
little	go					go	little
is	we	go			is	we	go

is

go

we

little



Connect Four

down

not

can

see

can

see

not

down

can

see

down

not

not

down

can

see

down

not

can

can

down

not

can

see

down

can

see

down

see

down

down

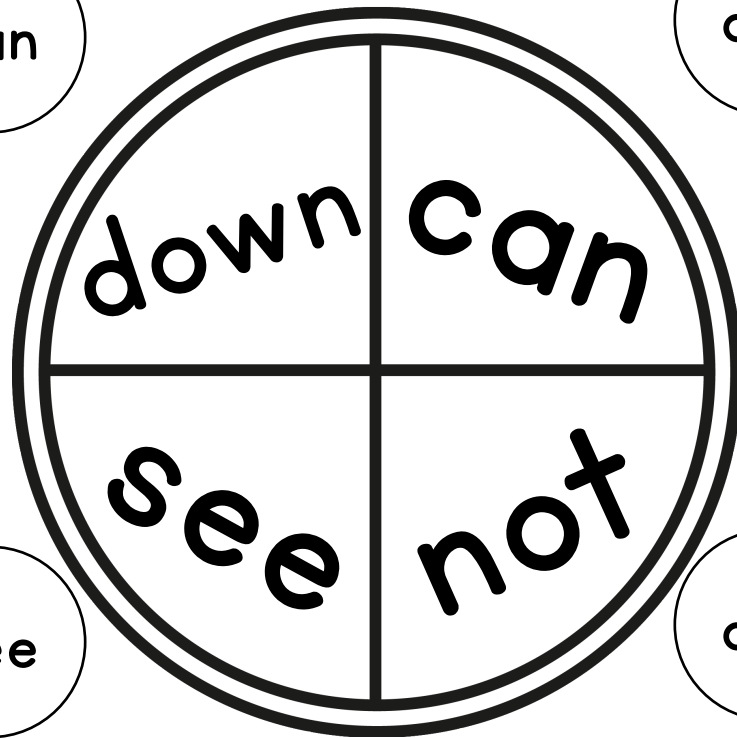
can

see

can

not

see





Connect Four

my

big

me

one

my

one

big

me

my

one

big

me

me

big

my

one

big

me

one

my

me

one

one

my

one

my

my

me

big

me

big


my

one

my

me

one





Connect Four

where

come

red

blue

blue

where

red

come

blue

red

where

come

red

come

where

blue

come

red

blue

come

red

where

blue

come

blue

red

where

red

where

come

red

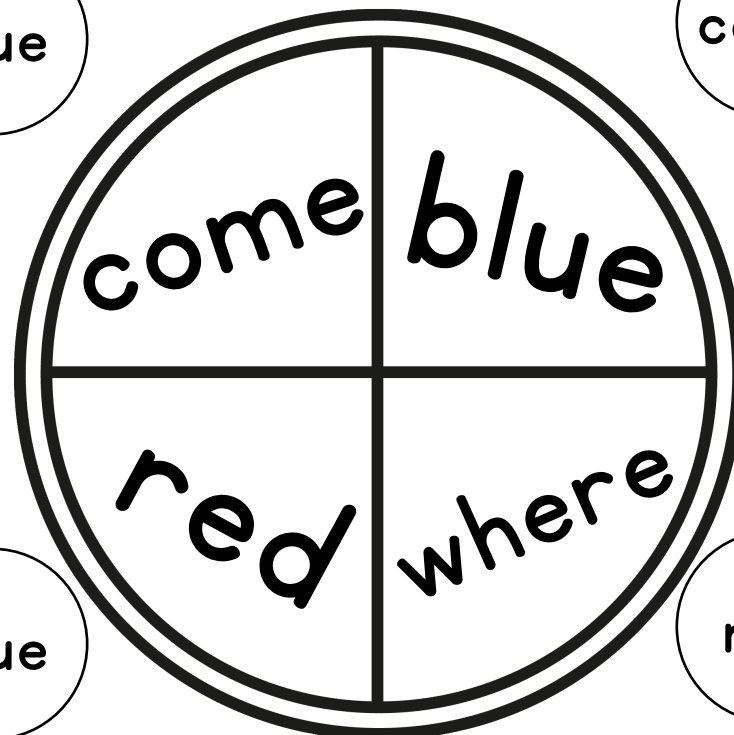
come

blue

red

come

blue





Connect Four

here	jump	help	away	here	away	help	jump
jump	help	away	here	jump	help	here	away
help	here	jump			away	jump	help
away	help					here	jump
jump	away					away	help
away	here	jump			away	jump	here

jump

away

here

help



Connect Four

play	yellow	make	two	yellow	play	two	make
make	two	yellow	play	play	two	make	yellow
yellow	two	make			yellow	two	play
make	play					play	make
two	yellow					make	yellow
yellow	play	make			yellow	two	make

make

yellow

two

play



Connect Four

funny

run

find

three

run

three

find

funny

run

three

find

funny

funny

find

run

three

find

three

run

funny

funny

find

run

funny

run

find

find

run

three

run

run


three

find

run

find

three



Roll & Read

This is a simple and easy to prep center. Your students will use one dice to roll a number between one and six. Then, they read the four words in that line. They can play alone or with a partner.



Roll & Read

•	look	can	to	said
••	the	up	I	one
•••	my	in	not	for



Roll & Read

•	make	it	jump	play
••	my	blue	go	one
•••	three	up	find	yellow



Roll & Read

•	to	see	I	the
••	and	big	me	run
•••	to	you	make	my









Roll & Read

•	play	down	run	funny
••	my	look	jump	yellow
•••	where	said	me	come
••••	help	not	little	one









Roll & Read

	look	can	to	said
	the	up	I	one
	my	in	not	for
	a	is	and	little
	down	you	go	big
	it	see	me	we



Roll & Read

	make	it	jump	play
	my	blue	go	one
	three	up	find	yellow
	red	two	me	run
	is	away	where	for
	help	in	funny	here









Roll & Read

•	to	see	I	the
• •	and	big	me	run
• • •	to	you	make	my
• • • •	is	we	in	yellow
• • • • •	can	up	red	for
• • • • • •	blue	it	a	not

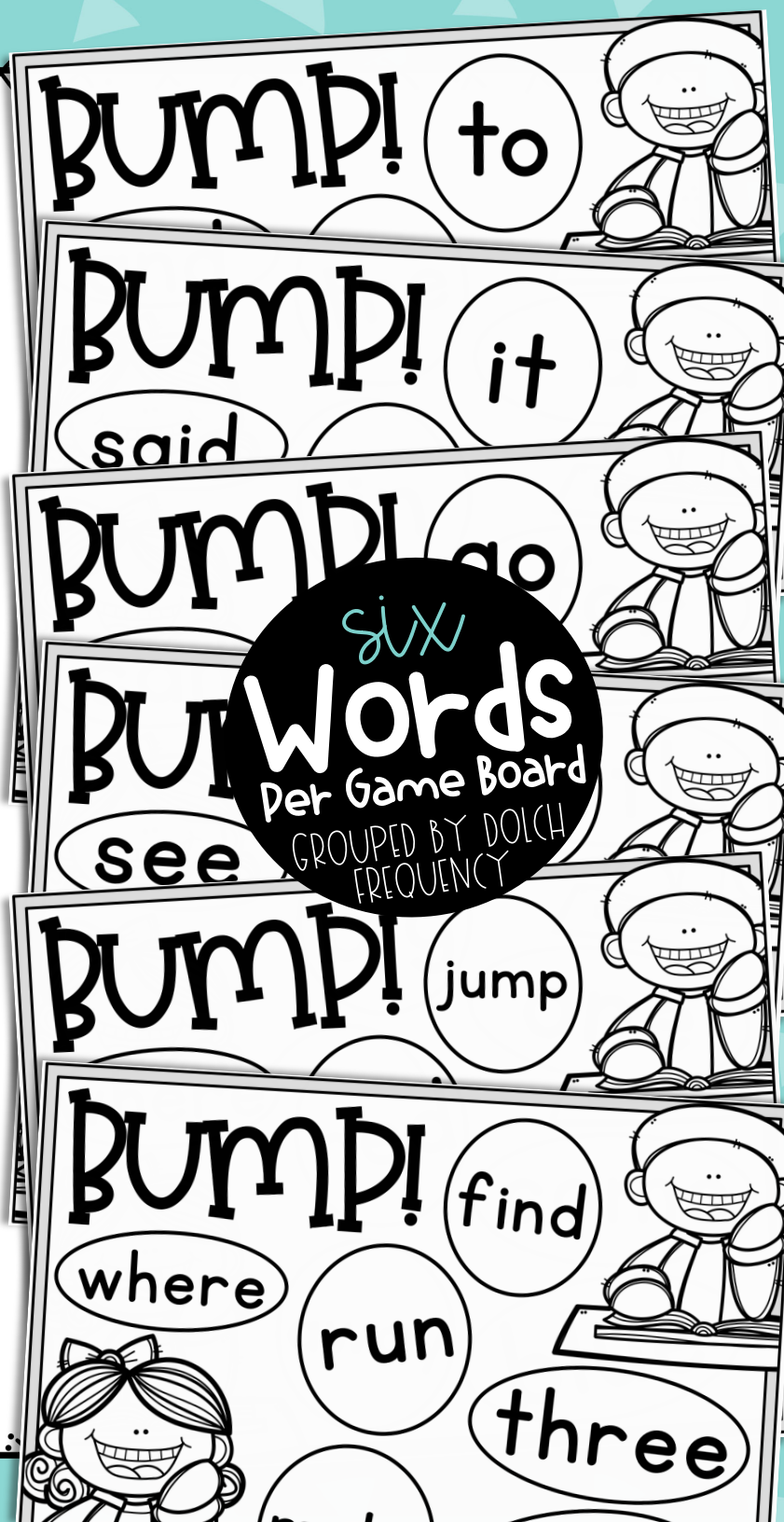


Roll & Read

	play	down	run	funny
	my	look	jump	yellow
	where	said	me	come
	help	not	little	one
	see	three	make	big
	find	here	away	two

Bump!

Each student playing will need 4-6 game pieces in one color. I recommend having two players for each game board. I use blank dice to customize according to which bump board I am using for that particular group or center. (You can find them on Amazon [here](#).) On their turn, students will roll the dice and use one of their game pieces to cover the word they roll. If a student rolls a word that is already covered, they can "Bump" that person off of that particular space. However, if a student rolls a word and they already have a game piece there, they can put TWO pieces on the same word. This makes it so that they can no longer be "Bump"ed. To win, a student must get rid of all of their game pieces.



Bump!

to

and

the

a


I

you



Bump!

it



said

in

for


up

look



Bump!

go



can

is

little


we

down



Bump!

me



see

big

one


my

not



Bump!

jump



where

red

come

away

blue



Bump!

play

yellow

two

here

make

help



Bump!

find

where

run

three

make

funny



Sight Word Races

Have your students use homemade game pieces or grab some from an old game. They will roll one dice and move that many places. Then, have them read the words that they've passed. The first player to the END wins!

START!	a	you	the	and	to	I	it
to	it	I	in	a	it	END!	you
SIGHT WORD RACE							the


START!	we	look	go	said	is	little	for
look	up	said	little	for	we	END!	is
SIGHT WORD RACE							

START!	my	one	see	big	not	down	
not	big	down				END!	my
SIGHT WORD RACE							can

START!	red	away	come	red	away		
red	away	come				END!	come
SIGHT WORD RACE							

START!	three	two	run	play	find	make	play
play	run	make	funny	two	funny	END!	yellow
yellow	run	find	make	two	find	make	three
SIGHT WORD RACE							
two	three	funny	find	yellow	play	three	yellow
SIGHT WORD RACE							run

eight
Words
Per Game Board
GROUPED BY DOLCH
FREQUENCY



SIGHT WORD
RACE

Roll one dice. Move that number of spaces. Read each word as you go! Who will reach the end first?

START!

a

you

the

and

to

I

it

to

it

I

in

a

it

END!


you

the

I

and

you



SIGHT WORD RACE

Roll one dice. Move that number of spaces. Read each word as you go!
Who will reach the end first?

the

and

to

you

to

a

in

the

I

it

and

in

a

START!

we

look

go

said

is

little

for

look

up

said

little

for

we

END!

is

is

up

for

look

go

said

up

we

go

is

said

little


look

for

we

up

go



SIGHT WORD RACE

Roll one dice. Move that number of spaces. Read each word as you go!
Who will reach the end first?

START!

my

one

can

see

big

not

down

not

big

down

big

one

me

END!

my

my

can

me

down

one

see

me

my


down

not

can

me

see



SIGHT WORD RACE

Roll one dice. Move that number of spaces. Read each word as you go!
Who will reach the end first?

START!

here

where

blue

jump

help

red

away

red

away

come

help

here

where

END!

come

here

blue

jump

come

away



SIGHT WORD RACE

Roll one dice. Move that number of spaces. Read each word as you go!
Who will reach the end first?

away

red

jump

where

blue

where

red

jump

come

help

blue

here

START!

three

two

run

play

find

make

play

play

run

make

funny

two

funny

END!


yellow

yellow

run

find

make



SIGHT WORD RACE

Roll one dice. Move that number of spaces. Read each word as you go!
Who will reach the end first?

two

find

make

three

two

three

funny

find


yellow

play

three

yellow

run



Make Your Own Game Pieces!

Print and cut out the monster pieces. Then, put a binder clip on the bottom to allow it to stand. It's the perfect game piece without stealing from another game.

Sight Word Bingo

These Bingo boards are perfect for practicing hearing and recognizing sight words. In my room, we play every day! There are only TEN bingo boards included, because it is intended for small groups. I have also included boards with a 3x3 and 5x5 layout. Use the smaller boards for shorter time frames and larger boards for more practice.

SIGHT WORD
BiNGO

a	up	the

SIGHT WORD
BiNGO

you	for	my

SIGHT WORD
BiNGO

look	my	and

SIGHT WORD
BiNGO

blue	I	find

SIGHT WORD
BiNGO

where	big	up	not	in

SIGHT WORD
BiNGO

one	can	little	funny	in
see	go	three	find	jump

SIGHT WORD
BiNGO

is	red	for	make	big
away	you	go	one	and
see	in	to	not	look
yellow				

SIGHT WORD
BiNGO

two	my	in	little	is
help	make	you	come	the
where	it	go	a	up

SIGHT WORD **BiNGO**

a	up	the
in	red	help
yellow	come	to

SIGHT WORD **BiNGO**

you	for	my
the	and	here
little	run	said

SIGHT WORD **BiNGO**

look

my

and

help

big

find

see

we

little

SIGHT WORD **BiNGO**

blue

I

find

go

play

big

make

the

funny

SIGHT WORD **BiNGO**

here

see

my

the

go

two

come

not

you

SIGHT WORD **BiNGO**

for

red

big

help

you

look

run

a

the

SIGHT WORD BiNGO

where

big

up

away

to

red

said

is

two

SIGHT WORD BiNGO

one

can

little

see

go

three

for

my

two

SIGHT WORD **BiNGO**

is

red

for

away

you

go

see

in

to

SIGHT WORD **BiNGO**

two

my

in

help

make

you

where

it

go

SIGHT WORD BiNGO

a	up	the	can	play
in	red	help	blue	funny
yellow	come	to	make	where
me	look	away	go	run
jump	we	see	three	down

SIGHT WORD BiNGO

you	for	my	it	blue
the	and	here	see	two
little	run	said	big	not
one	find	a	can	go
is	red	I	look	to

SIGHT WORD BiNGO

look	my	and	red	is
help	big	find	go	three
see	we	little	a	run
up	come	to	it	here
you	in	not	up	can

SIGHT WORD BiNGO

blue	I	find	down	my
go	play	big	it	where
make	the	funny	said	in
two	away	is	me	for
jump	up	we	one	yellow

SIGHT WORD BiNGO

here	see	my	make	down
the	go	two	and	can
come	not	you	up	I
little	it	jump	is	where
to	away	three	one	in

SIGHT WORD BiNGO

for	red	big	it	said
help	you	look	yellow	find
run	a	the	play	in
up	can	go	is	come
funny	to	we	blue	me

SIGHT WORD BiNGO

where	big	up	not	in
away	to	red	go	yellow
said	is	two	a	can
it	help	see	make	for
and	run	me	I	come

SIGHT WORD BiNGO

one	can	little	funny	in
see	go	three	find	jump
for	my	two	I	you
look	it	blue	the	me
we	here	play	is	down

SIGHT WORD BiNGO

is	red	for	make	big
away	you	go	one	and
see	in	to	not	look
yellow	can	me	funny	run
I	we	two	down	up

SIGHT WORD BiNGO

two	my	in	little	is
help	make	you	come	the
where	it	go	a	up
and	said	not	find	we
jump	play	blue	three	here