



Consonant Digraph Practice



Dear Educator,

Thank you for your download! This is a collection of activities to use for the consonant digraphs ch, th, sh, wh.

You may start introducing digraphs with the word lists provided.

Then move into the sorting activities. Word sorting is a brain-based activity that will really get your students looking more critically at words and their patterns. ONE SORT IS NOT ENOUGH. Children need multiple exposures to sorting in a variety of ways. There should be no writing involved in the first sort. Just looking at the words, discovering patterns and determining categories is enough for the first lesson. Subsequent lessons can involve sorting, speed sorting, and blind sorting.

Use the word cards for sorting and for playing concentration. I've also added a making words template to practice building 3, 4, and 5 letter words with these consonant digraphs.

The clip cards are great practice for listening to digraph sounds.

Place a basket of clothespins in a literacy center with the cards.

Please be sure to check my [Teachers Pay Teachers Store](#) for more word study activities. Thank you!

-Emily Gibbons, [The Reading Tutor/OG](#)

pg. #	Activity
4-7	Consonant Digraph Word Lists
8	Consonant Digraph mini-poster
9	Student Directions
10	Word Cards for Sorting and Concentration
11	Sorting Recording Sheet
12	Sorting Answer Key
13	Making Words
14-21	Clip cards
22	Credits

ch

chin

\ch\



Words To Read

chin

chat

chip

chop

chug

chap

chum

such

rich

Sentences To Read

1. Chad can tap his chin.
2. Chip did chat on the bus.

th

thumb

\th\



Words To Read

this

this

that

then

path

cloth

moth

thud

thug

them

math

with


Sentences To Read

1. This path is not on the map.
2. The red cloth has a moth on it.

sh

ship

\sh\



Words To Read

ship

shot

shut

bash

cash

fish

mash

dish

rush

hush

rash

wish

cash

shed

dash

Sentences To Read

1. Shut the shop at ten.
2. The fish is in the red van.

wh

whistle

\wh\



Words To Read

whip

whim

wham

when

whisk

whop

whiz

which

whiff

Sentences To Read

1. That whisk is in the trash.
2. Which dish had a chip?

Consonant Digraphs

ch, th, sh, wh

ch



chin

th



thumb

sh



ship

wh



whistle

Directions for Concentration

Materials: one set of cards

1. Shuffle the cards well. Arrange the cards face down in an array. (A 4x6 or a 6x4 array will work well.)
2. Take turns flipping cards over to make matches.

HOW TO MAKE A MATCH:

- Find 2 cards that have the same consonant digraph.

Cards for cutting, sorting and playing Concentration



chin

chip

chop

rich

chat

such



thumb

this

that

moth

bath

thud



ship

shop

fish

wish

mash

shut



whistle

when

wham

whim

which

whisk

Name: _____

Date: _____

Sort and write the word cards into the correct categories.



ch







th



sh



wh

 ch	 th	 sh	 wh

Name: ANSWER KEY

Date: _____

Sort and write the word cards into the correct categories.

ch	th	sh	wh
chip	this	shop	when
chop	that	fish	wham
rich	math	wish	whim
chat	bath	mash	which
such	thud	shut	whisk

Name: _____


Making Words

Date: _____

Cut out the strip of letters at the bottom. Make words and write them in the chart.

3 letter words	4 letter words	5 letter words

m	b	i	u	n	h	a	s	d	t	c	o	f	r	w
---	---	---	---	---	---	---	---	---	---	---	---	---	---	---



th

ch

sh

wh



ch

th

sh

wh



wh

sh

th

ch




sh

wh

ch

th



th

ch

sh

wh



ch

th

sh

wh



wh

sh

th

ch




sh

wh

ch

th



th

ch

sh

wh



ch

th

sh

wh



wh

sh

th

ch



sh

wh

ch

th




th

ch

sh

wh



ch

th

sh

wh




wh

sh

th

ch



sh

wh

ch

th

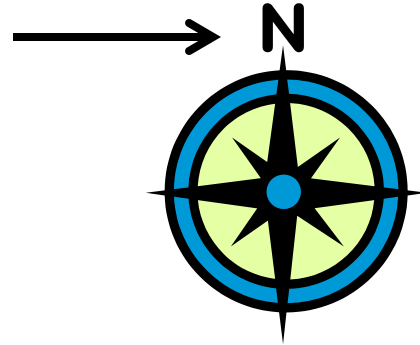


th

ch

sh

wh



ch

th

sh

wh




wh

sh

th

ch



sh

wh

ch

th



th

ch

sh

wh



ch

th

sh

wh



wh

sh

th

ch




sh


wh

ch

th




wh	th	sh	ch
----	----	----	----



sh	ch	th	wh
----	----	----	----




ch	th	wh	sh
----	----	----	----




th	sh	wh	ch
----	----	----	----



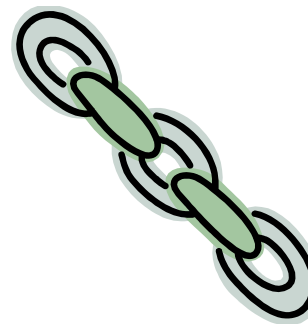
th	ch	sh	wh
----	----	----	----



ch	th	sh	wh
----	----	----	----

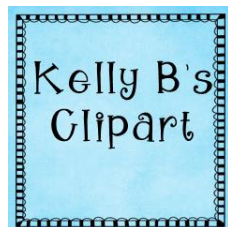


wh	sh	th	ch
----	----	----	----



sh	wh	ch	th
----	----	----	----

Credits: This product was made possible by these wonderful artists!



This product was purchased for a single-user only, and is not for redistribution or resale in any form. If you love this and would like to share, please contact me. You can get additional licenses for HALF PRICE in your "My Purchases" page. Thank you!

Emily Gibbons, © 2014 Follow my store!

<http://www.teacherspayteachers.com/Store/Emily-Gibbons>