

The
FLOSS
Rule
Word
Sorting
Pack



Dear Educator,

Thank you for your download! This is a collection of activities to use for teaching the Floss Rule.

You may start introducing and/or reviewing the Floss Rule with the word list provided. Then move into the sorting activities. Word sorting is a brain-based activity that will really get your students looking more critically at words and their patterns. ONE SORT IS NOT ENOUGH. Children need multiple exposures to sorting in a variety of ways. There should be no writing involved in the first sort. Just looking at the words, discovering patterns and determining categories is enough for the first lesson. Subsequent lessons can involve sorting, speed sorting, and blind sorting.

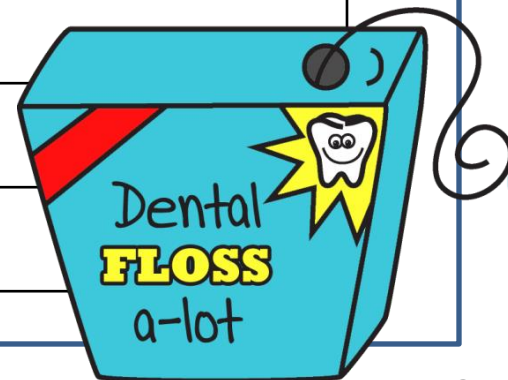
Use the word cards for sorting and for playing concentration. I've also added a making words template to practice building 3, 4, and 5 letter words using the Floss Rule correctly.

Please be sure to check my [Teachers Pay Teachers Store](#) for more word study activities. Thank you!

-Emily Gibbons, [The Reading Tutor/OG](#)

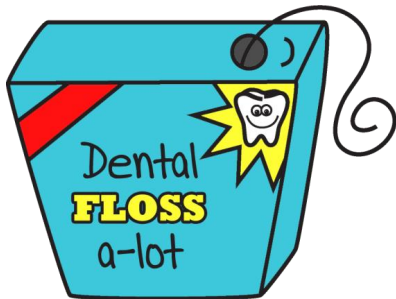


| pg. # | Activity |
|-------|--|
| 4-5 | Floss Rule Mini-Posters |
| 6 | Floss Rule Word List |
| 7 | Student Directions |
| 8 | Word Cards for Sorting and Concentration |
| 9 | Sorting Recording Sheet |
| 10 | Sorting Answer Key |
| 11 | Making Words |
| 12 | Floss Rule Flip-book |
| 13 | Credits |



The Floss Rule

When a one-syllable word has a short vowel sound followed by the sound \f\, \l\, \s\, or \z\ , it is usually spelled ff, ll, ss, or zz.




puff
hill
floss
buzz





The Floss Rule



ff, ll, ss, or zz



ff

huff



ll

pill



ss

floss



zz

buzz

The Floss Rule

ff ll ss zz

puff stuff fluff sniff

whiff dress glass press


moss class miss spell

bell dull will fill

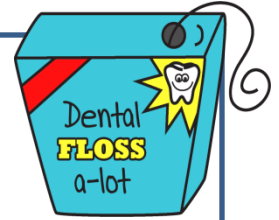
sill buzz jazz fuzz

Sentences To Read

1. The bell and the glass are in the class.
2. When Ross fell, Miss Will did yell.



Directions for Concentration



Materials: one set of cards

1. Shuffle the cards well. Arrange the cards face down in an array. (A 6x5 or a 5x6 array will work well.)
2. Take turns flipping cards over to make matches.

HOW TO MAKE A MATCH:

- Find 2 cards that have the same ending letters, ff, ll, ss, or zz

Cards for cutting, sorting and playing Concentration (one blank card included)

ff



puff



staff



off



whiff



fluff



ll



fill



mill



bell



chill



spell



ss



moss



pass



fuss



chess



hiss



zz



buzz



fizz



whizz



jazz



Name: _____

Date: _____

Sort and write the word cards into the correct categories.



ff



ll



ss



zz

| | | | |
|--|--|--|--|
| | | | |
| | | | |
| | | | |
| | | | |
| | | | |
| | | | |

Name: ANSWER KEY

Date: _____

Sort and write the word cards into the correct categories.

| | | | |
|--|--|--|--|
|  ff |  ll |  ss |  zz |
| puff | fill | moss | buzz |
| staff | mill | pass | fizz |
| off | bell | fuss | whizz |
| whiff | chill | chess | jazz |
| fluff | spell | hiss | |

Name: _____

Making Words

Date: _____

Cut out the strip of letters at the bottom. Make words and write them in the chart.

| 3 letter words | 4 letter words | 5 letter words |
|----------------|----------------|----------------|
| | | |
| | | |
| | | |
| | | |
| | | |
| | | |

| | | | | | | | | | | | | | | | | |
|---|---|---|---|---|---|---|---|---|---|---|---|---|---|---|---|---|
| f | f | l | l | s | s | z | z | p | t | b | i | e | r | h | w | u |
|---|---|---|---|---|---|---|---|---|---|---|---|---|---|---|---|---|

My Floss Rule Flip-Book



ff



==



ss



zz

My Floss Rule Flip-Book



ff



==




ss



zz

Credits: This product was made possible by these wonderful artists!



This product was purchased for a single-user only, and is not for redistribution or resale in any form. If you love this and would like to share, please contact me. You can get additional licenses for HALF PRICE in your "My Purchases" page. Thank you!

Emily Gibbons, © 2014 Follow my store!

<http://www.teacherspayteachers.com/Store/Emily-Gibbons>