

# Non-Fiction

# Task Cards

## October



THE READING  
TUTOR /OG



Dear Educator,

Thank you for downloading this product. I'm excited to share this monthly set of non-fiction skills and strategies task cards with you! These were designed in a "Read Around The Room" format to keep your students actively engaged while gaining important reading practice. You'll find a KWL chart for activating prior knowledge, a "Fact File" for building background , and 6 task cards to read and answer questions. I recommend laminating them, as well as the answer sheet to make them longer lasting. You may wish to pair students up to make this a more cooperative learning activity, or just use them in a small group. Use the writing activity as an culminating activity, or for adding to interactive notebooks.

I strive to create quality products in my store. Please feel free to message me with any questions or concerns you may have regarding this any other product.

This is a monthly set of Non-Fiction task cards. Check back each month for the latest set!

Be sure to follow [my store](#) to learn about new products, sales, and freebies. Thanks again!

-Emily Gibbons, [The Reading Tutor/OG](#)



4	KWL Chart
5-6	"No Ordinary Pumpkin" Fact File and Questions
7	Task Card Directions
8-10	Non-Fiction Task Cards
11	Recording Sheet
12	Answer Sheet
13	Pumpkin Facts Flip-Flap
14-16	Writing Prompt Materials
17	Credits



Name: \_\_\_\_\_

Date: \_\_\_\_\_

What I know...

Fill in the KWL  
Chart about  
Pumpkins.

What I learned...

What I want to know...



# Fact File: No Ordinary Pumpkin!



## Fast facts:

- Pumpkins were first grown in Central America.
- The name pumpkin comes from the Greek word, pepon, which means "large melon."
- Pumpkins are a fruit.

You've decided you want to grow a record setting pumpkin. Well, you will want to do some research and plan carefully. Pumpkins need a large sunny patch of land to grow, and well-drained soil. Place each plant about 20 feet apart. When you begin to grow them, be sure to protect them from high winds, heavy rains, and frost.

As your pumpkin plants grow, you'll notice they'll start to flower and grow vines. Make sure to train the vines to grow away from the growing pumpkins or they may choke the young fruit. Some flowers are male and female. You can pick out the female flowers, because they will have a little pumpkin growing at the base of them. You'll want to select the strongest and biggest flowers and pumpkins. Remove the smaller ones when they are about the size of softballs. Now all of the plant's nutrients will concentrate on nourishing these potential champions.

Water your pumpkins in the evening. Nighttime is when pumpkins do most of their growing. With the right seeds, soil, sun and care, you'll be on your way to growing enormous pumpkins. Wondering how big the largest pumpkin is? The largest grown in 2013 was an incredible 2,032 pounds by a farmer in California. Good luck beating that record!

Name: \_\_\_\_\_

Date: \_\_\_\_\_

## Questions For "No Ordinary Pumpkin"

Answer in complete sentences.

1. When you are first planting pumpkins, how far apart should they be planted from each other?

\_\_\_\_\_

2. According to paragraph 2, why should you remove some of the pumpkins?

\_\_\_\_\_

\_\_\_\_\_

\_\_\_\_\_

3. What is the most important piece of advice you'd give someone when growing pumpkins?

\_\_\_\_\_

\_\_\_\_\_

4. What is the author's purpose for this article? How do you know?

\_\_\_\_\_

\_\_\_\_\_

\_\_\_\_\_



# **Task Card Directions**

**Materials: task cards, recording sheet, pencil**

- 1. Take one card at a time.  
Read it carefully.**
- 2. Read the question.**
- 3. Think about what the question is asking you to do.**
- 4. Using information from the card, answer the question in a complete sentence on your recording sheet.**



1. Pumpkins are large fruits that grow on vines. They can be orange, yellow, red or white. The average weight of a pumpkin is about 13 pounds. Pumpkins are the shape of a sphere.

Question: What is a sphere?  
Name 2 other objects that are also shaped like spheres.



2. Pumpkin plants have both male and female flowers. Arriving around July, the male flowers show up first. Bees help to pollinate them, so that the fruits can grow. They will transfer pollen from the male to the female flower parts. If the female flower parts don't receive pollen, they will shrivel up and die.

Question: Infer-  
Why are bees so important?



3. Pumpkins were first grown in Central America thousands of years ago. Native Americans ate pumpkins as part of their diet. Later, they introduced them to European settlers. Seeds were brought back to Europe. Today, pumpkins are grown all over the world.

**Question:** Find 3 action verbs and write them down.




4. Many pumpkins today are used for decoration, but they can be used in recipes too. Pumpkin pie is a tasty dessert. Others may use the flesh to make pumpkin soup. The seeds are edible too. They can be roasted and seasoned for a delicious and healthy snack.

**Question:** Which sentence states a fact? Which sentence is an opinion?



5. Would you believe pumpkins were once recommended as a cure for freckles? They were also used as medicine for snake bites. Pumpkins are rich in vitamin A, potassium and fiber.

**Question:** What can the reader conclude about pumpkins?



6. Sugar pumpkins are the sweetest variety and are the best for baking. Jack-O-Lantern pumpkins are great for carving, They're larger than sugar pumpkins, but are still good for eating. Mini pumpkins are edible, but don't provide much flesh when using them in a recipe. Giant pumpkins tend to be the least tasty of all because their flesh can be tough and stringy.


**Question:** If you were baking a pumpkin pie, which variety of pumpkin would you use and why?



Name: \_\_\_\_\_ Date: \_\_\_\_\_

**“Pumpkins” Recording Sheet**

1.	2.
3.	4.
5.	6.

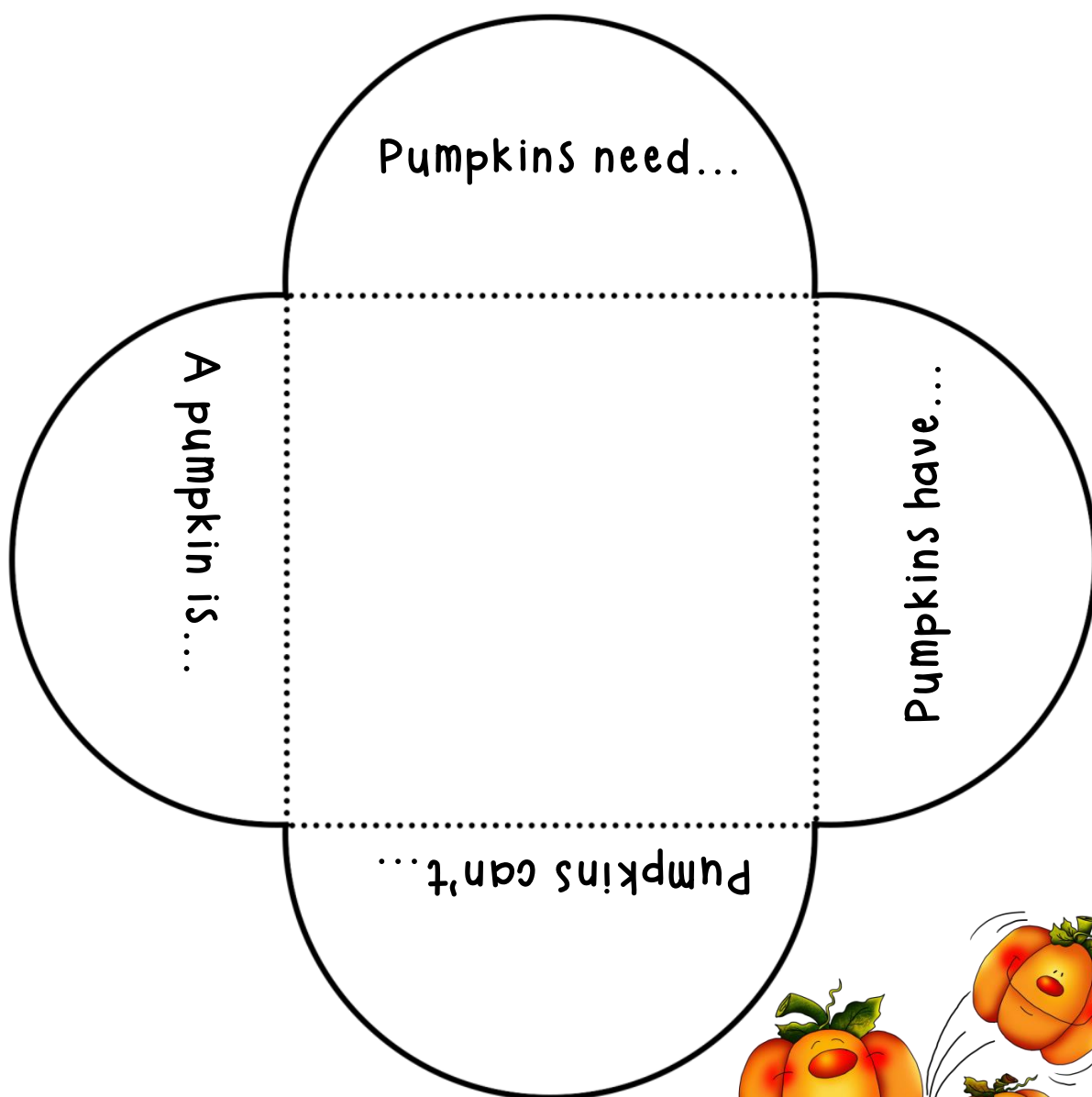


“Pumpkins” Recording Sheet

<p>1. A sphere is a round solid figure, like a ball.</p> <p>Examples of spheres may vary</p>	<p>2. Without bees, many plants would not be pollinated, so fruits would not grow.</p>
<p>3. Grown, ate, introduced, brought are all action verbs</p>	<p>4. Fact sentences may vary.</p> <p>The only sentence that is an opinion is, “Pumpkin pie is a tasty dessert.”</p>
<p>5. I conclude that pumpkins are a healthy food to eat.</p>	<p>6. If I were baking a pie, I ‘d choose sugar pumpkins because they are the sweetest tasting of all the varieties.</p>


Directions: Underneath each flap, complete the pumpkin sentence with facts you have learned.

- Draw a picture of what pumpkins need in the center.
- Cut out the shape and fold on the dotted lines.
- Glue onto paper into a notebook.



# Writing Prompt

Pretend you are a pumpkin seed ready to be planted. Write a letter to a pumpkin farmer, giving him advice on how to grow you into a prize-winning pumpkin! Use the facts you have learned to help you.



Dear Pumpkin Farmer ,



Dear Pumpkin Farmer,



Credits: This product was made possible by the following fabulous artists!



[www.morguefile.com](http://www.morguefile.com)

This product and all of its contents is for educational purposes only, and is not for resale or redistribution in any form. It was purchased and downloaded for a single user, therefore may not be distributed without purchasing an additional user license available in my store. Please contact me, the seller for additional license information.

Emily Gibbons, © 2014

<http://www.teacherspayteachers.com/Store/Emily-Gibbons>

TRT/OG, 2014

