


December



Non-Fiction



Task Cards



Dear Educator,

Thank you for downloading this resource. I'm excited to share this monthly set of non-fiction skills and strategies task cards with you! These were designed in a "Read Around The Room" format to keep your students actively engaged while gaining important reading practice. You'll find a KWL chart for activating prior knowledge, a "Fact File" for building background, and 6 task cards to read and answer questions. I recommend laminating the cards and the answer sheet to make them longer lasting. You may wish to pair students up to make this a more cooperative learning activity, or use them in a small group. Use the writing activity as an culminating activity, or for adding to interactive notebooks.

I strive to create quality products in my store. Please feel free to email me with any questions or concerns you may have regarding this, or any other product at

thereadingtutorog@gmail.com


*This is a monthly set of Non-Fiction task cards. Check back each month for the latest set!

*Be sure to follow [my store](#) to learn about new products, sales, and freebies. Thanks again!

-Emily Gibbons, [The Reading Tutor/OG](#)




4	KWL Chart
5-6	Fact File and Questions
7	Task Card Directions
8-10	Non-Fiction Task Cards
11	Recording Sheet
12	Answer Sheet
13	Fact Finder Flip-Flap
14-17	Writing Prompt Materials
18	Credits



Name: _____


Date: _____

What I know...





Fill in the KWL
Chart about
Winter.

What I learned...



What I want to know...



Fact File: Welcome Winter!



Fast facts:

- Winter begins on the winter solstice.
- The winter solstice is usually December 21 or 22 every year.
- Winter days have the shortest amount of daylight and the coldest temperatures.

Winter, one of our planet's four seasons, is a time of year when we have the shortest amount of daylight and the coldest temperatures. If you live in the northern hemisphere, you're probably noticing the sun is setting much earlier than just a few months ago. Why is this happening?

Earth is tilted. It rotates on its axis. It also revolves, or moves around an object. What are we orbiting around? You guessed it. The sun! Since Earth is spinning all the time, we experience day and night. We have seasons because of the way Earth tilts, or leans towards or away from the sun. The closer your part of the world leans towards the sun, the warmer the temperature will be. The further away Earth tilts from the sun, the colder it will be. That is the reason for seasons.

During winter, your part of the world is tilting the furthest away from the sun as possible. The first day of winter is called the winter solstice. On that day, the sun appears at its lowest point in our sky. The winter solstice marks a special change when daylight begins to slowly increase. It's time to say, "Welcome winter!"

Name: _____

Date: _____

Questions for "Welcome Winter"



Answer in complete sentences.

1. When does the winter solstice usually begin?

2. According to paragraph 2, why do we have seasons?

3. According to paragraph 3, what causes winter to occur?

4. What is the author's purpose for this article? How do you know?

Task Card Directions

Materials: task cards, recording sheet, pencil

- 1. Take one card at a time.
Read it carefully.**
- 2. Read the question.**
- 3. Think about what the
question is asking you to do.**
- 4. Using information from the
card, answer the question in
a complete sentence on
your recording sheet.**



1. Winter solstice comes from Latin words. "Sol" means sun and "sistere" means to stand still. Following the winter solstice, the days begin to grow longer and the nights grow shorter.

Question: What are 3 verbs in this paragraph?




2. The winter solstice has been celebrated by many cultures all over the world for thousands of years. For many people, it was a time to celebrate the return of the sun. Different countries had symbols and traditions, many of which are still used today.

Question: Infer- Why would people celebrate the *return* of the sun?

3. A yule log was a popular symbol used during the winter solstice. Many years ago, a log would be lit the night before the solstice, and burned for twelve hours. It was said to keep evil spirits away. Years later, the log was replaced. People began to use trees with lit candles. Today most people use stringed lights, a much safer decoration.


Question: In this paragraph, what does the word replaced mean?



4. Holly was considered a sacred plant by the ancient Romans. Holly plants were given to the Roman god, Saturn during a winter festival called Saturnalia. Years later, hanging holly on your door was believed to offer protection from evil spirits. It was also woven into a crown and worn by the ancient Druids as decoration. Today, many people still use holly for Christmas wreaths.


Question:

Why did people hang holly on their doors?



5. Winter can be especially cold and dark. Lighting fires and candles as a way to fight back the darkness and bring warmth has been a common tradition for thousands of years. Many people from different cultures and religions light candles during winter holidays as a symbol of warmth and light.

Question: What are some holidays or traditions where candles are used?



6. Gathering together with friends and family during the winter is a wonderful way to celebrate the holidays. Exchanging gifts, sharing a meal or singing songs are some of the ways people enjoy time with their loved ones. How do you celebrate winter and holidays?

Question: Is the first sentence a fact or an opinion?



Name: _____ Date:_____

Task Cards Recording Sheet

1.	2.
3.	4.
5.	6.

Name: ANSWER KEY

Date:_____

Task Cards Recording Sheet

1. Three verbs are comes, means, and begin.

2. People probably celebrated the return of the sun because the days were short and the nights were long and cold.

3. Replaced means to take one thing away and put something else in its place.

4. Hanging holly on your door was believed to protect you from evil spirits.

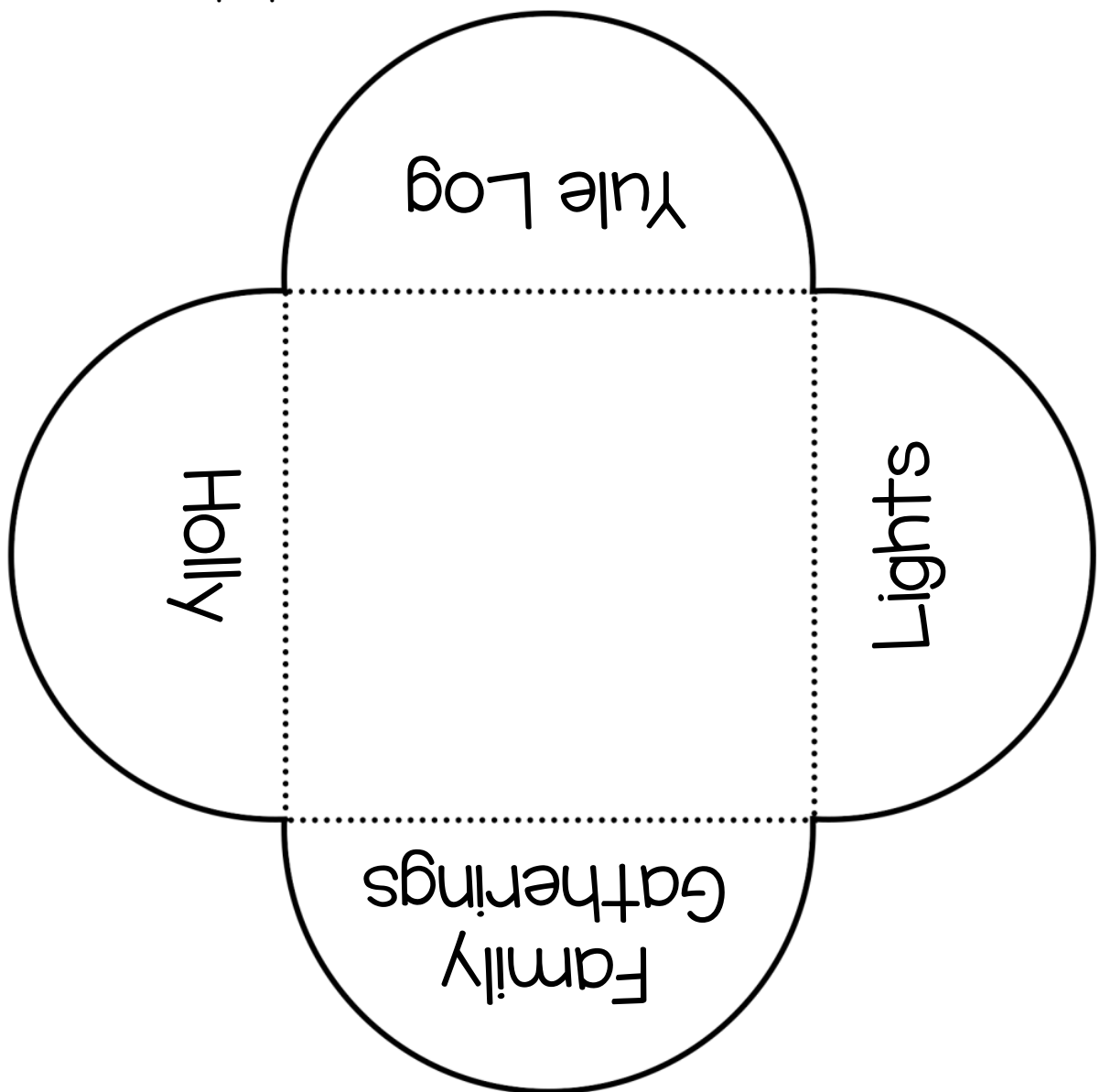
5. Answers may vary.

6. The first sentence is an opinion.

Let's summarize what you've learned about winter holiday symbols.

Directions: Underneath each flap...

- Write a fact about the winter symbol.
- Draw a picture of winter in the center.
- Cut out the shape and fold on the dotted lines.
- Glue onto paper or into a notebook.

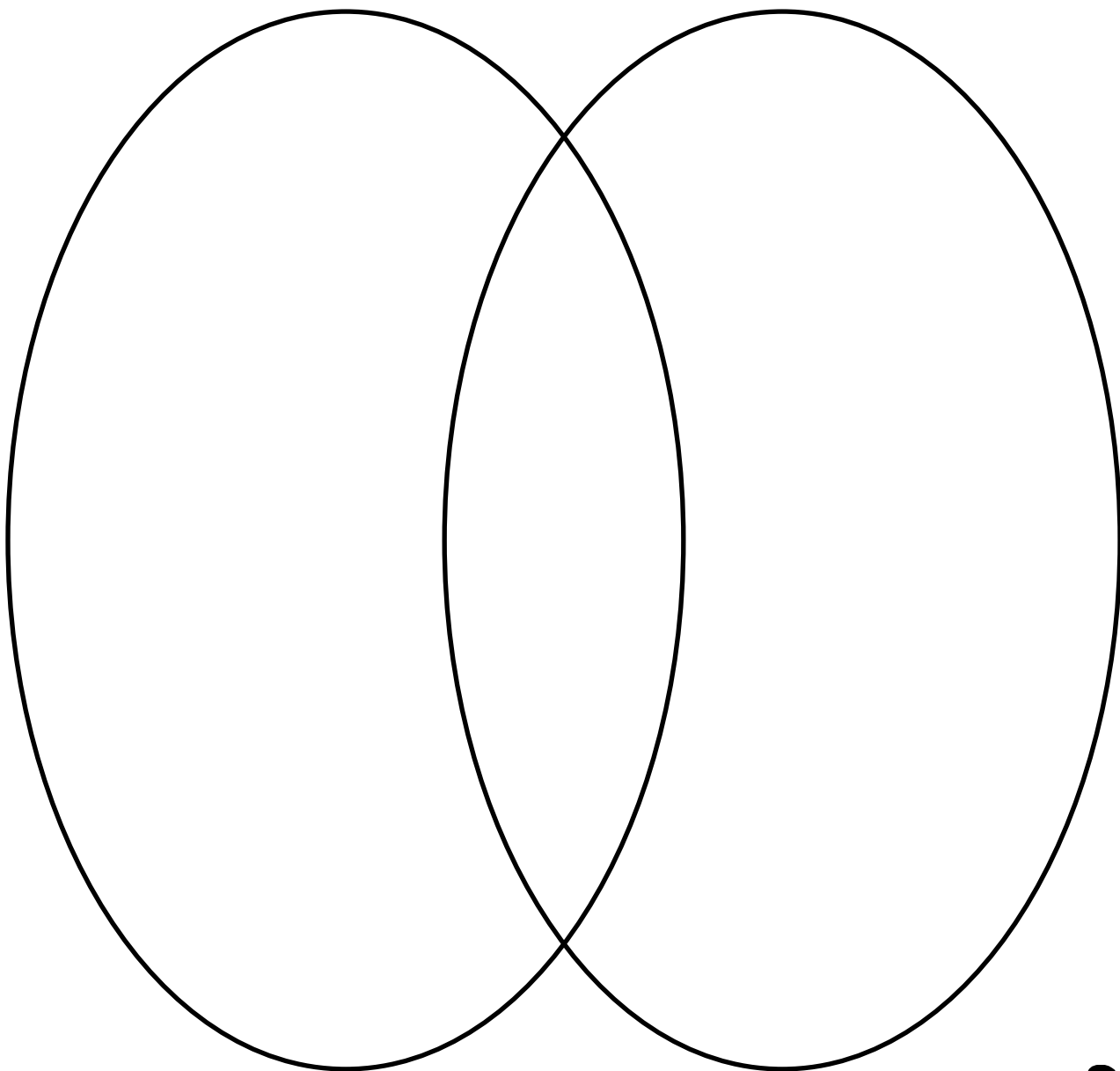


~Writing Prompt~
Choose a winter holiday. How is it similar to celebrating the winter solstice?
How is it different?



Name: _____ Date: _____

~Winter Solstice vs. Winter Holidays~





Name : _____ Date: _____

Handwriting practice area with 10 sets of three horizontal lines (top solid, middle dashed, bottom solid) for letter formation.





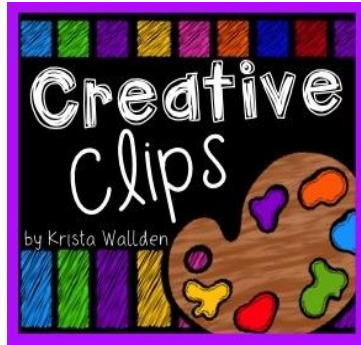
Name: _____

Date: _____





Credits: This product was made possible by the following fabulous artists!



This product and all of its contents is for educational purposes only, and is not for resale or redistribution in any form. It was purchased and downloaded for a single user, therefore may not be distributed without purchasing an additional user license available in my store. Please contact me, the seller for additional license information.

Emily Gibbons, © 2014

<http://www.teacherspayteachers.com/Store/Emily-Gibbons>

