



Let's Read!

44 Decodable Stories

OG Level One



Created by: Emily Gibbons

Emily Gibbons The Literacy Nest 2017

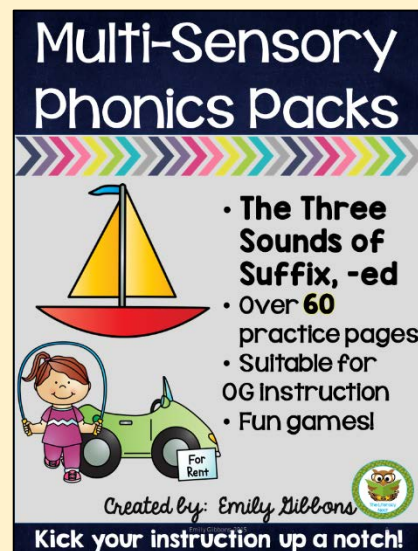
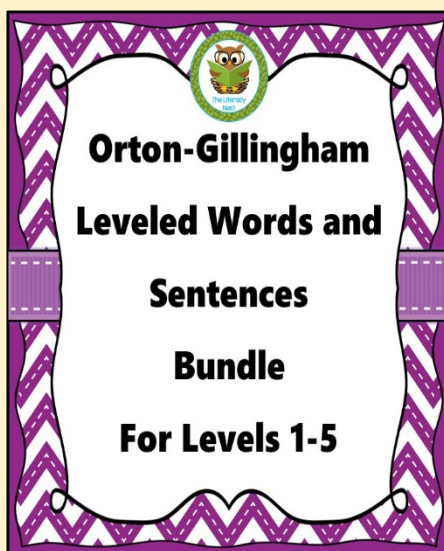
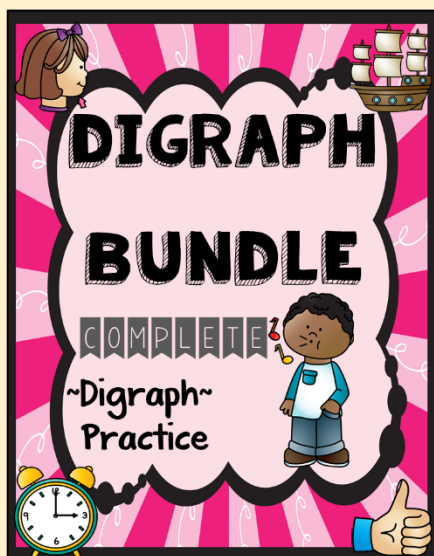
I hope you enjoy this resource!

Here are a few ways to stay in touch with me!

- Follow [my store](#).
- Sign up for my monthly email newsletter on [my blog](#). I'll send you important updates and a fun freebie!



You may also like the following resources in [my store](#):
Just click on any of the images below.



[Click here for more Orton-Gillingham resources.](#)

Dear Educator,

Thank you for your purchase! This is a set of 44 decodable stories for level one OG. They are compatible with OG or other reading interventions. This resource may be used in a 1:1 setting, small group or even whole class, depending on your needs.

NOTE: Please pay special attention to the Table of Contents. This is the order of instruction I recommend. The text is controlled. You will notice the continued practice of each particular phonogram or spelling skill within the story. I also use the OG learned words (or red words, sight words) from level one within each story. If you're looking for more practice with learned words, [click here](#).

*The pack starts with just a letter, pictures to match the sound, and sound. So for A, students say, "A", "apple" "\a\" (or the sound of short a). At the beginning of level one, there simply aren't enough words to create whole sentences or stories. As the pack progresses, you'll see short sentences and full stories as more phonograms are introduced. I vary slightly from my OG progression in my digraph introduction. If you need a copy of the progression chart I follow, please [email me](#). And as always, use these as they suit your students needs.

*If you own any of my multi-sensory phonics packs, you'll see some of the stories from those packs are in here. I have made a few small changes to adhere to the progression a little more closely. I will be adding further levels of decodable stories throughout October.

Thank you so much for choosing [my store](#) for your classroom needs. Please be sure to leave feedback on this resource. It helps me, future customers, and you'll earn credit towards new purchases!





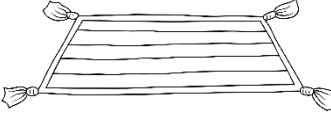
Sincerely,

Emily Gibbons, [The Literacy Nest](#)



5	A	22	E
6	B	23	S
7	C	24	D
8	F	25	Th
9	H	26	Sh
10	I	27	Ch
11	J	28	W
12	K	29	Wh
13	M	30	Floss Rule
14	P	31-37	Blends
15	T	38-43	VCe
16	G	44	Y
17	O	45	V
18	R	46	Z
19	L	47-48	Syllable Division: VC/CV and VC/CVCe
20	N	49	Credits
21	U		Emily Gibbons The Literacy Nest, ©2017 ₄

A a

a		\a\
a		\a\
a		\a\
a		\a\
a		\a\

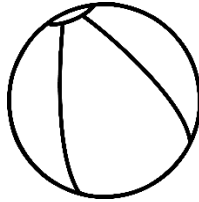
B b

b




\b\

b



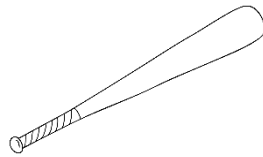
\b\

b




\b\

b



\b\

b



\b\

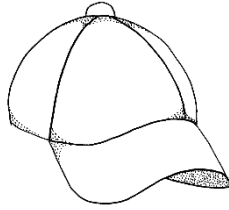
C c

c



\c\

c



\c\

c



\c\

c



\c\


c



\c\


F f

f



\f\

f



\f\

f



\f\

f



\f\

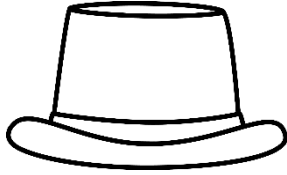
f



\f\

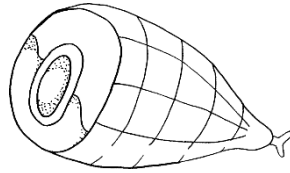
H h

h




\h\

h




\h\

h



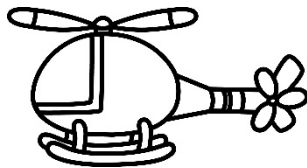
\h\

h



\h\

h



\h\

I i

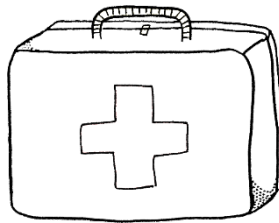
i



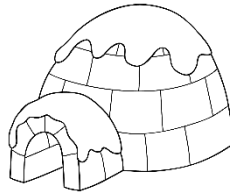
i




i



i




i




Jj

j




\j/

j




\j/

j



\j/

j



\j/

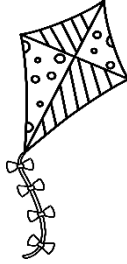
j



\j/

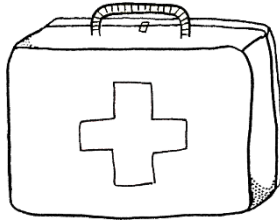
K k

k



\k\

k




\k\

k



\k\

k



\k\





k



\k\

M m

said, the, a

m		\m\
m		\m\
m		\m\
m		\m\

Emily Gibbons The Literacy Nest, ©2017

Jam



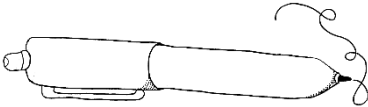

“Jam the cab,” said Kim.

“Jam a ham,” said Jim.

“Jam the jib,” said Cam.

P p

said, the, to

p		\p\
p		\p\
p		\p\
p		\p\

Emily Gibbons The Literacy Nest, ©2017

To The Map

“To the map!” said Pam.


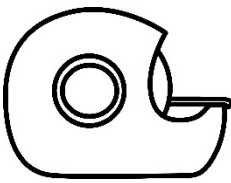


“To the cap!” said Cam.

“To the jam!” said Jim.

“To the ham!” said Kim.

T t

said, the, a, was

t		\t\
t		\t\
t		\t\
t		\t\

Emily Gibbons The Literacy Nest, ©2017

Tip

Tip the cat was at the mat.





“Pat Tip,” said Tim.

Pat, pat, pat a cat at the mat.



G g

the, a, was, were

g		\g\
g		\g\
g		\g\
g		\g\

Gab The Pig


Gab the pig was at the bag.

Jam and ham were at the bag.

Gab bit at the ham.




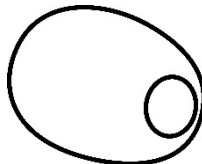
Gab hit the jam.

Gab was a fat pig!



O o

the, a, was

o		\o\
o		\o\
o		\o\
o		\o\

Bob

Bob was at the job.

Bob got a big mop.


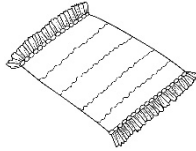
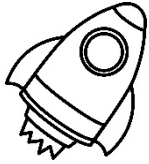

Mop the gob, Bob.

Mop the mat, Bob.



R r

the, a, was

r		\r\
r		\r\
r		\r\
r		\r\

Emily Gibbons The Literacy Nest, ©2017

A Fat Rat

The fat rat was on a rug.





The fat rat sat on a bag.

The fat rat sat on a rag.

Rip! Rip! Rip!

LI

the, a, was

l		ll
l		ll
l		ll
l		ll

Lil The Lab


Lil was a lab.

Lap, Lil, lap.

Lug the bag to the log, Lil.


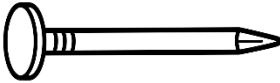


Lug, Lil, lug.

Lil was a pal.



N n

the, a, to

n		\n\
n		\n\
n		\n\
n		\n\

Nan

Nan ran to the log.

Nan ran to a fan.

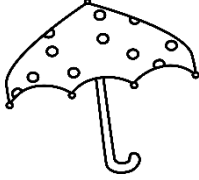



Nan ran to a bin.

Nan ran to a bog.

Run, Nan, run!

U u

the, a, was

u		\u\
u		\u\
u		\u\
u		\u\

Emily Gibbons The Literacy Nest, ©2017

A Big Bug

A big bug on a fan,


A big bug on a rug,

A big bug on a pig,

A big bug on a jug.





Can the big bug hop?

Hop, bug, hop!



E e

the, a, was

e		\e\
e		\e\
e		\e\
e		\e\

Ed

Peg and Ed met at the bog.


Peg got a bug on the leg.

The bug bit the leg.





Ed and Peg got a net.

Ed and Peg got the bug.

The bug was in the net.



S s


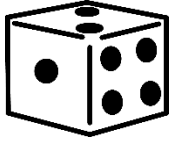


s		\s\
s		\s\
s		\s\
s		\s\

Seth and Sam

The sun was up. Seth sat up.
 Seth got a tap on the chin. It was the
 pet rat, Sam. Sam was up. Sam got
 Seth a bag. The bag had ham in it.
 Seth got the ham to Sam. Sam the rat
 got the ham. Seth and Sam sat.



D d

d		\d\
d		\d\
d		\d\
d		\d\

Dash The Dog

Chad got Dash the dog. Dash the dog was not a bad dog. Dash did run, sit, beg and sip. The pals did run, sit and sip. Chad did not beg. Chad and Dash did dip in the bog. That was not fun. Chad and Dash did run. Chad and Dash had fun.

The Thin Path

Seth ran on a thin path. The thin path had a big log. On the log sat a moth. "That moth is not well," said Seth. Seth did get that moth on the log.

Then, Seth ran on the thin path with the moth. Seth and the moth got bugs and sat on a red cloth to rest.

Seth did skip on the thin path with the moth. Just then, a log fell and went, "Thud!" Seth did run fast and left that sad moth.

Draw a picture of Seth and the moth.

Digraph sh

the, a, is, was, said

A Bad Rash

Shell had fish and chips on a ship. Shell was not well. Shell got a red rash on the leg and chin. Mom said, "This is a bad rash." Mom got Shell a red pill. Shell did rest in bed.

When Shell got up, the rash was not bad. "The rash is not on the leg and chin," Mom said.

"That rash was bad, but the red pill did get it well," said Shell.

Shell was glad the rash was not bad. Shell had fun on the ship.

Draw a picture of Shell and her rash.

Digraph ch

the, a, was, to, said

Chimp Chat



Rich had a pet chimp. The chimp was a pal to Rich. Rich went to run on a path. That chimp did not run. That chimp was not thin. Thud went the chimp on the bed. The chimp had to rest.

Rich said, "Did the rest help?"

The chimp said, "Jup! Jup!"


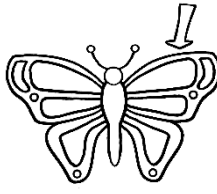


Rich said, "Let us run on the path!"

The chimp said, "Jip! Jip!"

Then Rich and the chimp pal did run on the path. Rich had fun. That chimp had fun.

Draw a picture of Rich and the chimp.

W w

w		\w\
w		\w\
w		\w\
w		\w\

The Big Win

Chet had a wish. Chet did wish to win the dash. Chet will run and run fast to win the dash. Was Chet set to win? Dash, Chet, dash! Dash to win at the end. Chet did win! Chet was glad the wish was met.

Wham!

Wham is to slam,
A whelp is a pup,
A whop is to hit,
And a whim is fun.

A whisk is to mix,
A whip can hit,
A whiff is a sniff,
And a whit is just a bit.

Draw a picture of a whelp, a whisk , and a whip.



was, of, the, a, to

A Bad Spill

Buzz had a lot of stuff in the bag. Milk did spill in the bag. Buzz did not spot the milk spill. Buzz did fill the bag with a lot of stuff.

The bag got a bad smell. Buzz did sniff. Buzz did whiff. Was that the bag with that bad smell? Buzz did spot the milk spill. It had a BAD smell!

Buzz got a rag to get rid of the milk spill and smell. The bag still had a bad smell. Buzz did grab the bag with the smell. That bag still had a bad smell. Buzz did drop the bag in the trash. Then Buzz did jog to the shop to get a fresh bag. That bag did not smell.

Highlight all the FLOSS rule words in yellow.

Sled Club

Bess was in a sled club. Bess slid the sled to the club. Miss Bass was on a sled. Miss Bass and Bess did slip and flip on the slush. The sled was a mess!

Then Bess and Miss Bass slid on the sled on a hill. The sled did flip and flop on the hill. Bess did slip on a slab. Miss Bass did flip in the slush. It was a mess!

Bess and Miss Bass had a chat. Bess and Miss Bass had a plan.

The plan was to not slip and flip on the sled. Bess and Miss Bass got on the sled and did whiz on the hill. Not a slip or a flip was had.

Highlight all the words with an L blend in **yellow**.

Stan

Stan had a pal, Dan. Stan and Dan were on a trek in a van to a bog. Stan and Dan did get off the van. Stan did step on scum and had a skid. Dan did scan the bog to snag a slug.

Stan and Dan did stop on a log. The log had a slug on it. Stan did flip the slug, but had to skid on the log. The slug did slip off. Dan said, "Stan! Was the slug on the log?"

Stan did nod. Stan and Dan did scan the log to spot a frog, but did not spot a pad. Stan and Dan did trek to the van with not a slug and not a frog.

Highlight all the words with a S blend in **yellow**.

Class Trip

Brad and Brit were on a class trip.

Brad and Brit got on a tram and did trek with the class. When the class did get to the spot, Brad and Brit did brag. Brad did trap a big crab. Brit did grab and trap a big clam.

Brad and Brit did grip the clam and the crab. The big crab did grip Brad. The big clam did grip Brit. Brad and Brit did fret.

Brad and Brit had to drop the crab and the clam. The class did trek to the tram. Brad and Brit were mad on the class trip.

Draw a picture of Brad and Brit on the trip.



Hink Pinks

The ask mask,
A risk whisk,
A crisp wisp,
The clasp grasp.

The best vest,
A nest pest,
A last mast,
The twist fist.

The dust gust,
A rest test,
A last cast,
The blast past.

Draw a picture of one of the hink pinks.

The Glad Elf

The glad elf sat on a shelf. The elf did get off the shelf to grab a glass of milk. The glad elf did gulp the milk, and will skip off to get a belt.

The glad elf felt a tug. It was a cat with a soft pelt. The glad elf was a smug elf. "Do not gulp this elf, cat," the glad elf did yelp with a grin. "Sniff that dish and get the fish." The cat did sulk and got the fish.

The glad elf said to himself, "That cat did not help to get a belt." The glad elf got up on the shelf with no cat and had a rest.

Draw a picture of the glad elf and the cat.

Jump!

Jess went to the camp to swim. Jess was in a tent with Tiff. The pals set up a tent and went to swim in the pond.

At dusk, the lamp Jess had was not lit. Tiff had to help mend the lamp. The lamp was lit and the pals sat to rest.

Tiff and Jess did wish the trip to the pond will not end. The pals did bond and were glad.

Draw a picture of the tent and the lamp.



Shrimp

Shrimp are not big.

Shrimp are not fish.

Shrimp swim and flip.

Shrimp splish and splash.

A shrimp will dip.

A shrimp will not sprint.

Shrimp will not scrub.

A Shrimp can not strum.

Highlight all the three letter blends in yellow.

The Same Game

Jane and Dave had a big game to win. Jane will jump. Dave will run. Jane and Dave shake hands. The flag was up. The game was on.

Jane had a red cape and hat in the game. Jane jumps up, up, UP! Dave had the same red cape and hat. Dave will run fast, fast, FAST!

Did Jane win the game with jumps?
Did Dave win the game with the run?

Dave and Jane win the same game!
Dave and Jane shake hands and wave.

Draw a picture of Dave and Jane.

VCe (long i)

the, to, a, was



A Cake On A Bike?



Mike had a white bike. Mike went on a bike ride. The bike went fast! The bike went fast up a hill. Then, Mike had a fine ride in a wide lot.

Next, Mike will take a ride to a cake shop. Mike did get a white cake with a name on it. The name was in red print. The white cake was a gift to Mike's pal, Jake.

Will Mike take the cake on the bike?
Will Mike ride on the bike with a cake?

The cake shop will save the fine, white cake. Mike will not ride with the cake.

Highlight all the i-e words in yellow.



The Lost Bone



Jake is a white pup. Jake will dig a hole and drop a bone in it. A stone was set in the hole with the bone. Jake will run with a twig. The pup will chase a snake. Then Jake will rest.

Next, Jake pokes the hole. The bone! Jake did miss the bone! Was it at home? Was it in the dome? Was it on the grass?

It was in the hole! Jake will hit the stone, and dig in the hole. The bone was in the hole! Jake ate the whole bone up. The white pup was glad. Jake can rest.

Highlight all the o-e words in yellow.



The Cute Mule



The cute mule did trot on the path. It did stop to sniff grass and ate a prune. It did clip clop up a huge hill. Then, the cute mule did rest.

Then, the cute mule did spot Jane. Jane was on the side of the huge hill with a lame leg. The lame leg had a bad scrape.

Jane will sit on the cute mule. The cute mule will take Jane on a ride to help. The cute mule will clip clop home with Jane. Jane did get help and the scrape got well. The cute mule was a huge help!

Highlight all the u-e words in yellow.

Eve and Steve

Eve and Steve are pals. The pals made a game. The theme of the game was frogs. The game was at five at Frog Pond.

Eve chose a frog. It had thin legs and tan bumps. Eve gave it a fine name. The name was Zeke.

Steve chose a frog. It had fat legs and red bumps. Steve gave it a fine name. The name was Pete.

Eve and Steve will line up Zeke and Pete for the big frog game at five. The frogs did jump fast. The frogs did hop in a maze. Zeke and Pete did win at the same time. The frogs were fine!

Highlight all the e-e words in yellow.

Lake Jobe

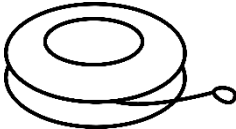



Eve and Kate did fill a huge, tote bag. The pals had a huge trip on a white plane to Lake Jobe. The lake was a fine spot to hike, fish and bike. Eve and Kate got to Lake Jobe at five.

Eve and Kate set up a fine tent and sat on a flat stone. The sun will set and the fire is not lit. Eve did strike a flare. Smoke did drift up. Then a huge flame came! At last, the pals did rest.

Next, Eve and Kate went to bed in the tent. The pals will swim, fish, hike and bike on a huge trip to Lake Jobe!

Highlight all the VCe words in yellow.





Y y

y		\y\
y		\y\
y		\y\
y		\y\

Yip And Yap

When Chip did yip and yap at the yak,
 Thad did yell. Chip got sad. Thad did
 not wish to yell, but Chip got the yak
 mad. Thad and Chip sat on a log. Chip
 did spot the yak. Chip did not yip or
 yap at the yak. Thad did not yell.


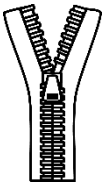


V v

v		\v\
v		\v\
v		\v\
v		\v\

The Red Van

Vic and Val did drive the red van to Vat lake. Just then, the van got a flat tire. Vic and Val were sad. Will Vic and Val make it to Vat lake in the red van with a flat tire? Vic and Val had vim. The pals will stop the red van, get a tire, and drive to the Vat lake.

Z z

z		\z\
z		\z\
z		\z\
z		\z\

Zip! Zap!

Zip, zap, zip

Zap, zip, zap

Zip zap, zip zap, zip, zip, ZIP!

Zit, zap, zot

Zot, zap, zip

Zip zap, zip zap, zot zot !

The Lost Rabbit

Tess was a white rabbit with a tan spot. Tess left the rabbit hole to get Pete the piglet.

Pete the piglet was a bit of a bandit. Pete the piglet did grab the muffin and hotdog on the cart. Pete the piglet and Tess the rabbit got to take a nip of muffin and a nip of hotdog.

Then, a crash came! Tess the rabbit and Pete the piglet ran and ran fast to the hole. The pals were safe in the pigpen.

Draw a picture of Tess and Pete.

Pancake Time

Wake up! Hop off the bed. Get the pancake mix. Grab a pan. It is pancake time.

Make the pan hot. Dump a bit of the mix inside the pan. It is not cupcake time. It is pancake time.

The pancake is hot. Grab a plate. Then, take a napkin. It is not bedtime. It is pancake time. Time to dig in!

Draw a picture of a plate of pancakes.

My Terms Of Use

@ Copyright 2016 Emily Gibbons, The Literacy Nest. All rights reserved by author. This product is to be used by the original purchaser only. Copying for more than one teacher or classroom, or for an entire department, school, or school system is prohibited. This product may not be distributed or displayed digitally for public view, uploaded to school or district websites, distributed via email, or submitted to file sharing sites such as Amazon Inspire, Open Ed. or any other share sites. By purchasing this product you agree to the Terms of Use. Failure to comply is a copyright infringement and a violation of the Digital Millennium Copyright Act (DMCA). This product was purchased and is intended for single classroom and personal use only.

You may...	You may not...
<ul style="list-style-type: none">• Use this as a single user for classroom use only.• Edit within the text boxes and table to suit your needs.• Use it with your students.• Show a page within professional development, but give me credit and a link to my store.• Purchase additional licenses at a discounted price from my store if you wish to share this resource with work colleagues or during professional development workshops or courses.	<ul style="list-style-type: none">• Share this file via email or online in digital or hard copy.• Share a link to this file on a website.• Resell this file and claim ownership.• Use it for commercial use in digital or hard copy.• Distribute copies of this resource to friends or staff members in digital or hard copy, or in professional development without purchasing additional licensure.




Thank you
for
honoring
my terms
of use!

Credits: My products are made possible by the following fabulous artists!



This product and all of its contents is for educational purposes only, and is not for resale or redistribution in any form. It was purchased and/or downloaded for a single user, therefore may not be distributed without purchasing an additional user license available in my store. Please contact me, the seller for additional license information.

Emily Gibbons, © 2017 ALL RIGHTS RESERVED

<https://www.teacherspayteachers.com/Store/Emily-Gibbons-The-Literacy-Nest>

