

Multi-Sensory Phonics Packs

Schwa A

*Over 25 practice pages
suitable for Orton-Gillingham*


Created by: Emily Gibbons



Kick your instruction up a notch!


I hope you enjoy this resource! Here are a few ways to stay in touch with me!

- Follow [my store](#).
- Sign up for my weekly emails on [my blog](#). I'll send you important updates and a fun freebie!

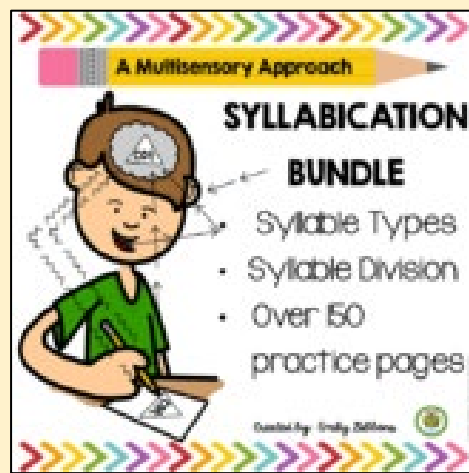
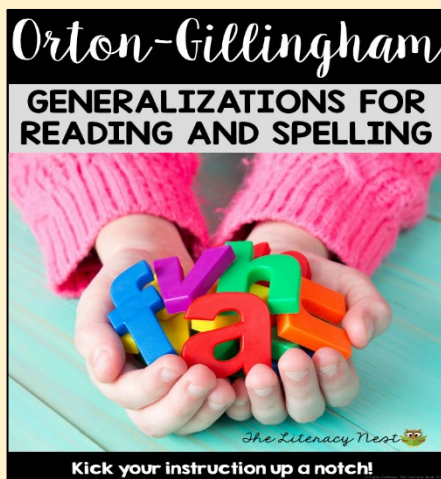


Join Word List Builder!

- Unique search engine
- Create save and print your own word lists, word cards, phrase templates and games!
- time-saving for O-G lesson planning
- [GO HERE](#) to sign up!



You may also like the following resources. Click any image below.



[Click here for more Orton-Gillingham resources.](#)

Dear Educator,
Thank you for your purchase! This is a set for the schwa a sounds. It is compatible with OG or other reading interventions. This resource may be used in a 1:1 setting, small group or even whole class, depending on your needs.

NOTE: Please pay special attention to the Table of Contents. This is the order of instruction I recommend. It progresses from sounds and words, to sentences and a fully decodable story. Games are included at the end to use at any point in your instruction. They make great review centers.

If you enjoyed using this set, please be sure to check out my other multi-sensory skill practice sets.

Thank you so much for choosing my store for your classroom needs. I do appreciate your patronage. Please be sure to leave feedback on this resource. It helps me, future customers, and you'll earn credit towards new purchases!

Sincerely,
Emily Gibbons, [The Literacy Nest](#)

Looking to share?
Purchase an
additional license.



~TABLE OF CONTENTS~


5-6	Schwa A Mini-Posters
7-8	Word Lists (basic and advanced)
9	Read and Tap
10-12	Sorting Materials
13-16	Where's The Schwa Clip Cards and Chart
17-19	Schwa Syllabication Puzzles
20	Write-A-Sentence
21	Guess The Word
22	Sentence Building
23	Handwriting Practice
24	Sentence Strips For Fluency Practice
25	Decodable Story
26-32	Game Materials
33	Credits

What Is Schwa?

- Schwa is an unaccented or unstressed syllable.
- Schwa sometimes sounds like short u /uh/ in an unstressed syllable or short i.
- Any of the five vowels can say a schwa sound.
- When your mouth makes a schwa sound, it's the easiest sound for your mouth because your mouth barely has to open.
- The schwa symbol looks like this: ə

letter	sound	example
a	/u/	alone, Alaska
e	/i/	mitten
i	/u/	holiday
o	/u/	cover
u	/i/	circus

The symbol for schwa is this:



schwa

Alaska

/ŭ/



Alaska

about

across

ago

alike

alone

awake

away

data

extra

panda

soda

yoga

stanza

comma

tuna

Sentences To Read

1. "It is not a choice to drink an extra soda," said Mom.

2. We catch our tuna on a local boat.

schwa

Alaska

/ǘ/ ↑



America

plasma

enigma

hexagon

alfalfa

agreement

agenda

sauna

atomic

Sentences To Read

1. Donna is aware that the yoga class is in Atlanta.

2. Linda hired Mr. Penna to come and excavate the delta.

Name: _____

Date: _____

Read and Tap: Read each word and tap out the sounds. Count the number of sounds and draw a check in the correct column.

Read each word. Tap out the sounds.	4 sounds	5 sounds	6 sounds
adapt			
balloon			
soda			
across			
Alaska			
comma			
stanza			

Schwa A Sorting Cards

about	agreed	afraid	alive	adopt	ahead
ajar	asleep	awhile	amuse	delta	stanza
data	comma	panda	quota	tuna	villa
yoga	extra	alphabet	buffalo	hexagon	pentagon

Name: _____

Date: _____

Directions: 1. Sort your word cards.

2. Write the words in the correct category.

schwa a initial	schwa a medial	schwa a final

Name: ANSWER KEY

Date: _____

Directions: 1. Sort your word cards.

2. Write the words in the correct category.

schwa a initial	schwa a medial	schwa a final
about	alphabet	delta
agreed	buffalo	stanza
afraid	hexagon	data
alive	pentagon	comma
adopt		panda
ahead		quota
ajar		tuna
asleep		villa
awhile		yoga
amuse		extra

Where is the schwa? Clip cards

buffalo

Initial

Medial

Final

pentagon

Initial

Medial

Final

alphabet

Initial

Medial

Final

hexagon

Initial

Medial

Final

awake

Initial

Medial

Final

afloat

Initial

Medial

Final

alive

Initial

Medial

Final

afraid

Initial

Medial

Final

Where is the schwa? Clip cards

tuba

Initial

Medial

Final

villa

Initial

Medial

Final

yoga

Initial

Medial

Final

stanza

Initial

Medial

Final

Where is the schwa? Clip cards

Name: _____

Date: _____

Schwa Syllables: Initial, Medial or Final?

Directions: 1. Read each word.

2. Highlight the schwa a syllable and mark with ə.

3. Put a check(s) in the correct box OR boxes.

Word	Initial	Medial	Final
ahead			
comma			
away			
banana			
alphabet			
America			
alarm			
extra			
buffalo			

sleep

a

gree

a

a

nan

ba

part

a

long

a

maze

a

tra

ex

na

tu

ska

la

A

da

pan

da

so

za

stan

al

pha

bet

hex

a

gon

buf

fa

lo

pen

ta

gon

ex

ca

vate

um

brel

la

Name: _____

Date: _____

Write-A-Sentence

Directions: 1. Read the words.

2. Write one sentence for each word.

Word	Sentence
panda	
away	
alarm	
extra	
afraid	

Name: _____

Date: _____

schwa a

Guess The Word

Directions: 1. Read each phrase.

2. Complete each sentence with a schwa a word.

3. Highlight the schwa a sound in each word.

**amazed, afloat, quota,
attend, allow, pentagon**

**When you RSVP, you
choose to...**

**Filling an amount is
fulfilling a...**

**When someone is in
awe, they are...**

**A five-sided polygon
is a...**

**When you grant
permission, you...**

**If you are on the
surface of the
water, you are...**

Name: _____

Date: _____

Sentence Building

Directions: 1. Read each phrase.

2. Complete each sentence with the schwa a word.

3. Highlight the schwa a sound in each word.

After a long argument,	agreed
Alaska	for a summer vacation
When I reeled in my fishing line,	tuna
banana	was a delicious treat.
Would you like	soda

Name _____

Date _____

Alaska

sofa

alone

yoga

tundra

afloat

antenna

umbrella

agreement

The loud alarm awoke Velma.

Wilma went in the sauna alone to relax after running.

Laura was afraid to go ahead of the group to see the buffalo.

The softness of a chinchilla's fur is amazing.

Americans made an agreement with Cuba.

Linda took an umbrella on her trip to Alabama.

Did Debra amuse Anna to keep her awake in the car?

Wilma adopted an anaconda named Godzilla!

Alaska Trek

Anna and Eva are on a boat to Alaska! It is the first time the two have been there. The trip to one of the furthest points in Alaska will thrill them both. Once they reach Alaska, the two will go on an animal trek to Mount McKinley.

Anna and Eva were aware of the cold weather in Alaska ahead of time. They both read about how to prepare for their Alaska trek. Each girl packed extra pairs of thick socks and boots, along with a heavy parka and hat.

The huge boat to Alaska was about to port. Anna and Eva felt a bit afraid, but excited all at once. The two agreed to stay side by side once they were on the trek to Mount McKinley. Snapping photos of wild animals would amuse and amaze them. Anna would jot down the many animals she saw in a notebook. Eva wished to blog about it and share it online. The trip of a lifetime was about to begin!

Highlight all the schwa a words in yellow.

PIZZA! PIZZA!



Materials: 1 Game board, 1 sorting mat, and 1 set of word cards per player, (cut and shuffled well)


Preparation: Each player will place their own deck of word cards face down next to their game board and sorting mat.

Directions

1. Decide who will go first.
2. On a turn, **WITHOUT LOOKING**, a player will draw a card from their deck. Read the word out loud. Place the card in the correct category.
3. If a player incorrectly sorts a word, the other player will tell them to try again.
4. The other player takes his or her turn.
5. If either player draws a **PIZZA!** card, place it on one of the empty pizza slices on your game board.
6. To win: Be the first person to fill up all eight slices on their game board.
7. To play again, each player will shuffle their cards **WELL** before starting a new round.


PIZZA!


PIZZA!















PIZZA!

PIZZA!





about	agreed	afraid	alive	adopt	ahead
ajar	asleep	awhile	amuse	delta	stanza
data	comma	panda	quota	tuna	villa
yoga	extra	alphabet	buffalo	hexagon	pentagon
PIZZA! 	PIZZA! 	PIZZA! 	PIZZA! 	PIZZA! 	PIZZA! 
PIZZA! 	PIZZA! 	PIZZA! 	PIZZA! 	PIZZA! 	PIZZA! 



PIZZA! PIZZA!



INITIAL	MEDIAL	FINAL

PIZZA! PIZZA!


board and I sorting mat, and I set
er player, cut and shuffled well
ch player will place their own deck
face down next to their game board

o will go first.
WITHOUT LOOKING, a player will
ard from their deck. Read the word out
ce the card in the correct category.
yer incorrectly sorts a word, the other
will tell them to try again.
her player takes his or her turn.
her player draws a PIZZA! card, place it on
f the empty pizza slices on your game
d.
win: Be the first person to fill up all eight
es on their game board.
play again, each player will shuffle the
ards WELL before starting a new round.

PIZZA!

PIZZA!

PIZZA!



PIZZA! PIZZA!



INITIAL


MEDIAL

FINAL

agreed

extra

Credits: My products are made possible by the following fabulous artists!



This product and all of its contents is for educational purposes only, and is not for resale or redistribution in any form. It was purchased and/or downloaded for a single user, therefore may not be distributed without purchasing an additional user license available in my store. Please contact me, the seller for additional license information.

Emily Gibbons, © 2015-2020

<https://www.teacherspayteachers.com/Store/Emily-Gibbons-The-Literacy-Nest>

