

Orton-Gillingham

Advanced Concepts

-IO as Long E - Long O



The Literacy Nest 

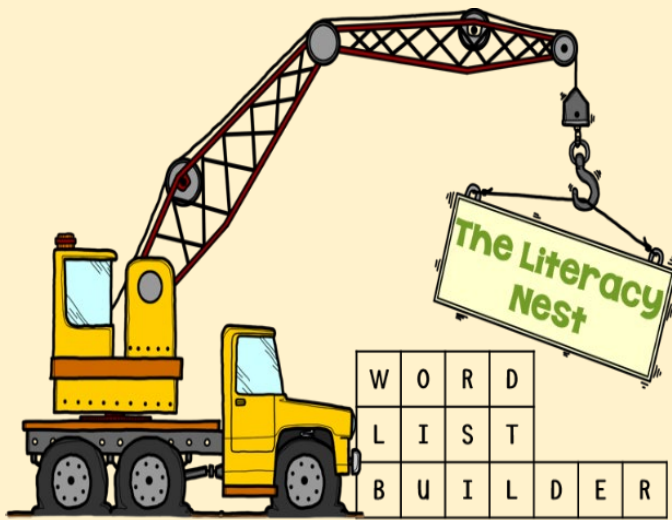
Kick your instruction up a notch!

I hope you enjoy this resource! Here are a few ways to stay in touch with me!

- Follow [my store](#).
- Sign up for my monthly email newsletter on [my blog](#). I'll send you important updates and a fun freebie!

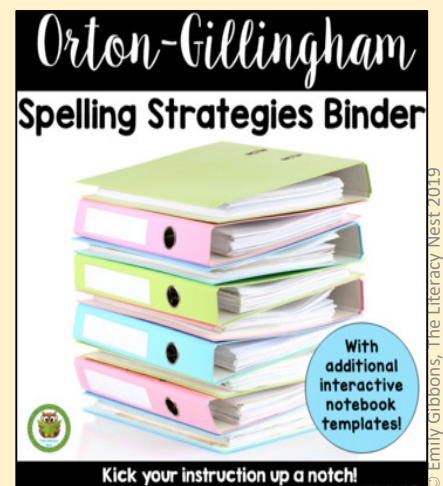



Join Word List Builder!



- Unique search engine
- Create save and print your own word lists, word cards, phrase templates and games!
- time-saving for O-G lesson planning
- [GO HERE](#) to sign up!

You may also like the following resources. Click any image below.



[Click here for more Orton-Gillingham resources.](#)

Dear Educator,

Thank you for your purchase! This is a resource for teaching -IO. It is part of a large bundle for advanced concepts to support an Orton-Gillingham approach. I will add to the bundle monthly according to a schedule. Please see the completion schedule on the next page to find out when you may download monthly updates. More preview images are coming.

Who needs practice with advanced concepts?

Students who have progressed further into their study still benefit from a systematic approach to phonology and morphology. This resource aims to provide practice with both as well as more writing practice.

You will notice more written practice using sentence expansion in organized templates. There are also opportunities for reading comprehension practice with the controlled passage provided.

For Bundle Updates

To access all updates, login to TpT and go to "My Purchases." Thank you for leaving feedback on this purchase. It is greatly appreciated!

Sincerely,

Emily Gibbons, M.Ed. IDA Certified Dyslexia Practitioner,
IMSLEC accredited program, A/AOGPE

~TABLE OF CONTENTS~

5	Mini-Poster
6-8	Word Lists and Word Cards
9	Syllabication Practice
10-11	Vocabulary Pictures with Questions
12	Sentence Strips
13-14	Writing Practice
15	Handwriting Practice
16-18	Controlled Reading Passages with questions Roberto Clemente and Wilma Rudolph
19	CLOZE passage
20-23	Game Materials
24	Credits

-IO as Long E - Long O

- **-IO in radio isn't a vowel team, because they aren't working together to make one sound.**
 - **The I and O are two separate sounds and open syllables.**
- Example: radio is three syllables.**

ra/di/o





-IO as Long E - Long O

- The I and O are two separate sounds and open syllables. ra/di/o

Directions: For every word- Highlight the IO. Divide the word into syllables, Mark the vowels. Read it.

radio	curio	barrio
patio	studio	trio
audio	folio	cheerio
curio	pistachio	portfolio
cardio	viola	ravioli

radio

curio

barrio

patio

studio

trio

audio

folio

cheerio

curio

pistachio

portfolio

cardio

viola

ravioli



-IO as Long E - Long O

Name: _____

Date: _____

- The I and O are two separate sounds and open syllables.

Directions: Combine syllables to form each word.

Syllable	Syllable	Syllable	Read and spell the word.
ra	di	o	
pa	ti	o	
au	di	o	
tri	o		
fo	li	o	
stu	di	o	

Name:

Date:

Building Vocabulary Directions:
Look at each photo and read each question. Answer each question on the lines.




Where would you see a curio cabinet?



What could you do on a patio?



Would pistachios be a tasty snack to you?



What could you add to a portfolio?

Name:

Date:


Building Vocabulary Directions:
Look at each photo and read each question. Answer each question on the lines.



Is ravioli a tasty meal to you?



Where might you hear a viola playing?



Would you ever perform in a trio?



Cheerio is a cheerful British saying for goodbye. What are other ways to say goodbye?

The audio on the podcast was good quality and easy to follow.

Roberto Clemente, a baseball player, grew up in the barrio of Puerto Rico.

Grandma kept a curio cabinet filled with dolls and tea cups.

Mario chose to take a new job and relocate to Ontario.

Antonio requested pistachio ice cream with his cake.

Some restaurants have an outdoor patio to sit and enjoy a meal.

The trio of singers will record songs in a studio, and then perform on stage.

The final portfolio will contain all the reports you have written.

Name:

Date:

Directions: Read each sentence starter. Then, use the word in bold to complete each sentence with a clause that would make sense.

audio

We couldn't hear the video because,

studio

It's excited to perform on stage, but

trio

Three students asked to sing together, so

Directions: Choose a word from the word list to use in the expanded sentence organizer.

Article
(the, an, a)

Adjective

Noun

Verb

Where?
prepositional phrase

When?
prepositional phrase

Name _____

Date _____

radio

patio

curio

audio

trio

portfolio

pistachio

ratio

cheerio

Turn up the audio on the radio.

Name:

Date:

Directions: Read the passage. Answer the questions below.

Roberto Clemente

Roberto Clemente grew up in the barrio of Carolina, Puerto Rico. This was a poor section of country. As the youngest of seven children, Roberto loved to play baseball as a child. Coaches began to notice Roberto's natural ability to play the game and asked him to play on their team. Roberto made it all the way to major league baseball and joined the Pittsburgh Pirates in the 1950s. He was the first Hispanic player to ever be on a major league team and win an MVP award. Roberto was well known for helping others in need. He made a trip on a plane to Nicaragua to help people there, but sadly died when the plane crashed. Roberto Clemente is still remembered today for not only his success in baseball, but the time he took to help those who needed it most.

Questions

1. What is a barrio according to this passage?

2. What was Roberto well known for doing beyond baseball?

Name:

Date:

Directions: Read the passage. Answer the questions below.

Wilma Rudolph

Wilma Rudolph nearly died from polio, a deadly virus as a child. When she finally got well, the polio virus had left her left twisted that made it difficult to walk or run. Doctors thought Wilma wouldn't walk normally again unless she wore heavy braces on her legs. She proved them wrong. Wilma became a star basketball player for her high school team. But beyond basketball, Wilma had speed. As a track athlete, Wilma was unstoppable. One of her nicknames was "The Tornado." She entered the Summer Olympics in 1956 and 1960. Wilma was the first female to win three gold medals in the track and field events. Despite her health challenges as a child, Wilma Rudolph truly overcame them.

Questions

1. What is polio according to this passage?

2. How did Wilma prove the doctors wrong?

Name:

Date:

Both famous people overcame challenges. List two important points in each colored category to explain how they still succeeded despite these challenges.

Roberto Clemente	Wilma Rudolph

1. How were Roberto and Wilma similar?

Directions: Read the CLOZE passage.

Using the word bank, find and write the correct words that would make sense in the passage on the blank lines.

radio	audio	studio	trio
viola	stage	perform	microphone

From Studio To Radio

The Newsy Three was a _____ of singers and musicians. How did they meet? They all used to write for the school newspaper. Mario played the _____, Julio played piano and Antonio played the mandolin.

The trio needed a lot of practice before they would be ready to _____ on a _____ in front of an audience. Mario spoke to the group and asked if they wanted to meet in a _____ first. They could even record a few songs which might end up on the _____! The trio each got a _____. When they listened to the final recording, The Newsy Three songs had excellent _____ quality. "Our songs will be a hit on the radio now!" said Antonio. The trio agreed.

Rockin Radio

Skill: Practice reading and spelling words with IO.

Materials: Double side the page with the radio to the page with the word cards onto cardstock. Cut, shuffle and lay in a deck picture side up. Give each student one Rockin Radio game board (laminated), dry erase markers and eraser

How To Play: Shuffle the cards well.

1. Decide who will take the first turn.
2. On a turn: Player 1 takes a card and writes it in the rectangle on the game board.
3. Player 2 spins the spinner. Read the question out loud. Using the WORD, answer the question on the spinner space. *Answers to the questions are subjective. They will vary depending on the individual player's personal opinions, but should encourage discussion about the meanings of words.*
4. If Player 2 can answer YES to the question they landed on, they keep the card. If no, place the card in a discard pile.
5. On the next turn, players switch roles and follow the same steps from steps 2-4.
6. Keep playing until you get to the end of the deck. The play with the most cards at the end of the game, wins.
7. If a player chooses a card with a rockin radio on it instead of a word, they automatically get to keep that card.
8. Reshuffle and play again.



**Is it a noun
that could
be a place
or a thing?**

Is it an adjective?

Write the word.

[illegible]



audio

radio

barrio

curio

curious

polio

portfolio

pistachio

patio

studio

trio

ravioli

tapioca

adios

cardio

viola



Credits: My products are made possible by the following fabulous artists!



This product and all of its contents is for educational purposes only, and is not for resale or redistribution in any form. It was purchased and/or downloaded for a single user, therefore may not be distributed without purchasing an additional user license available in my store. Please contact me, the seller, for additional license information.

Emily Gibbons, The Literacy Nest LLC © 2019-2020

<https://www.teacherspayteachers.com/Store/Emily-Gibbons-The-Literacy-Nest>

