

# Multi-Sensory Phonics Pack



- -NK Blend
- Over 18 pages of practice
- Suitable for OG
- Fun games!

Created by: Emily Gibbons



Emily Gibbons 2015

## Kick your instruction up a notch!

Dear Educator,

Thank you for your purchase! This is a set for practice with -nk, compatible with OG instruction. This resource may be used in a 1:1 setting, small group or even whole class, depending on your needs.

NOTE: Please pay special attention to the Table of Contents. This is the order of instruction I recommend. It progresses from words and sounds, to sentences and a fully decodable story. Games are included at the end to use at any point in your instruction. They make great review centers.

If you enjoyed using this set, please be sure to check out my other multi-sensory skill practice sets. I'll be adding more each week.

Thank you so much for choosing my store for your classroom needs. I do appreciate your patronage. Please be sure to leave feedback on this resource. It helps me, future customers, and you'll earn credit towards new purchases!

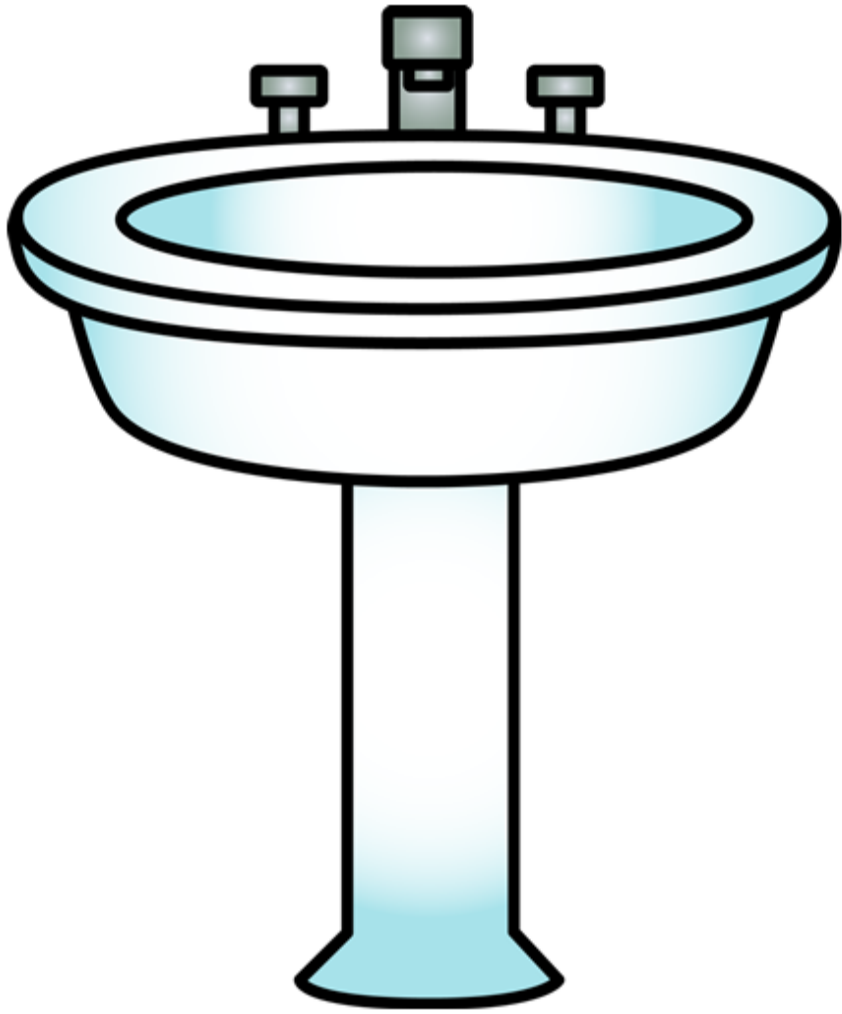
Sincerely,  
Emily Gibbons, [The Literacy Nest](#)



# ~TABLE OF CONTENTS~

4-7	-ng mini posters
8	Word list
9-12	Play-dough mats
13-15	Clip cards
16-19	Word sorting cards and recording sheets
20	What doesn't belong?
21	Missing Letters
22	Letter boxes
23	Matching
24-25	Sentence strips and sentence mix-ups
26	Lined paper
27	Fill in the blank
28	Decodable story "Tang"
29	Cootie Catcher
30-31	Cube Game
32	Credits






-ink





-ank



-onk



-unk

# Sink, Sank, Sunk and Honk words

-ink

-ank

-onk

-unk



sink

think

wink

link

blink

tank

bank

plank

sank

blank

honk

bonk

sunk

bunk

clunk



dunk

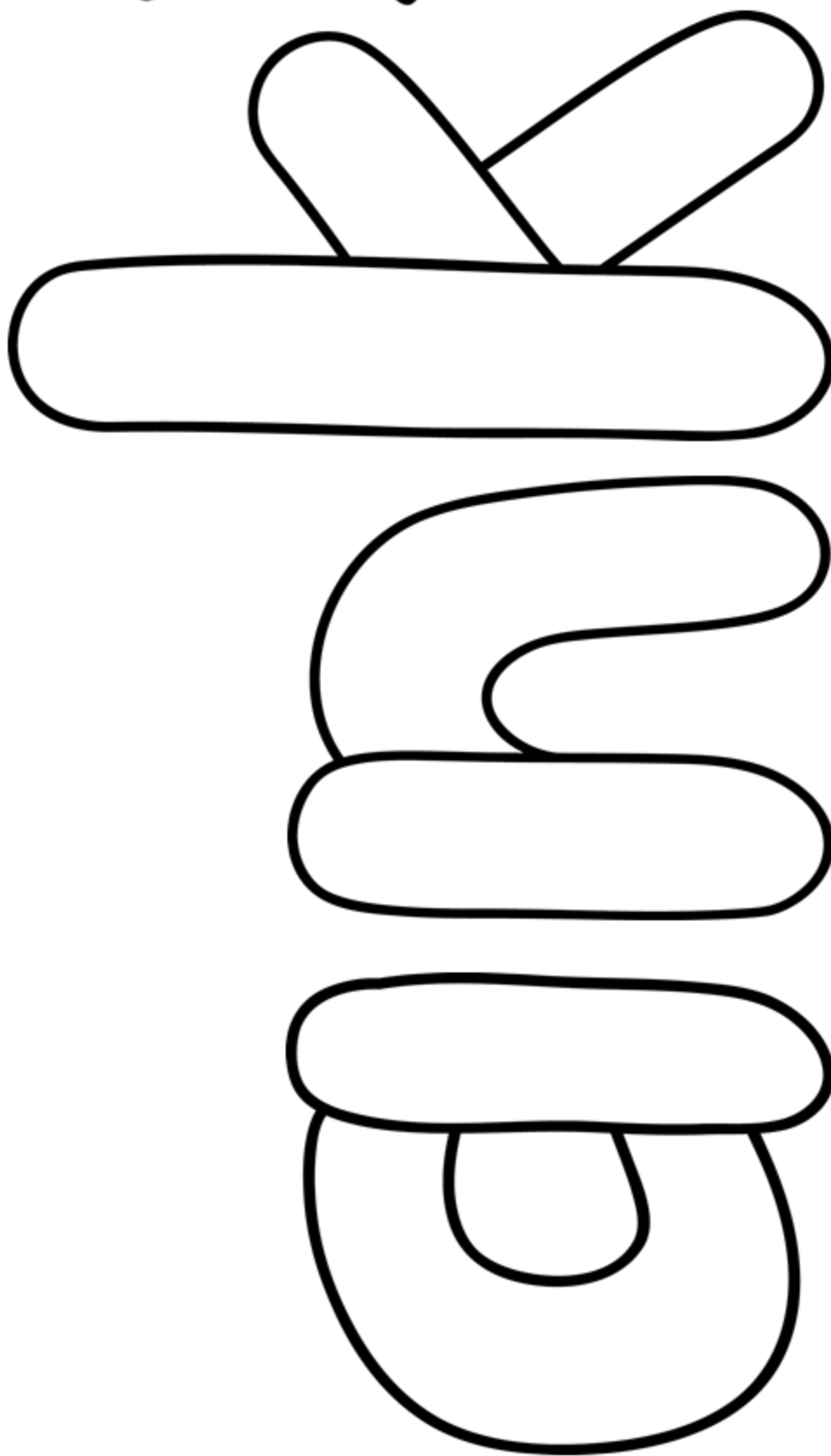
## Sentences To Read

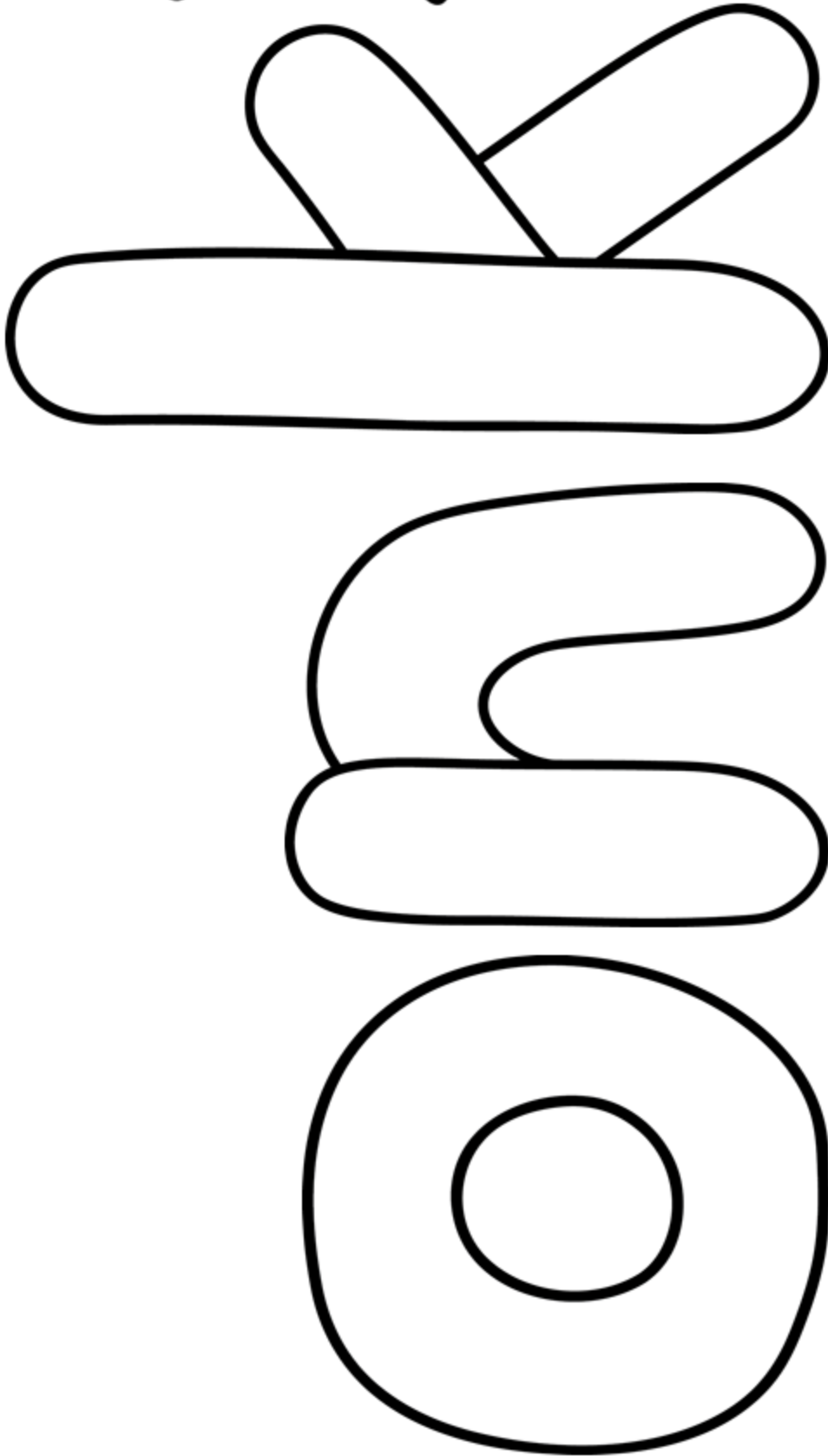
1. She will dunk in the lake and swim.


2. The ship sank on a cold and rainy day.













-ink

-ank

-onk

-unk

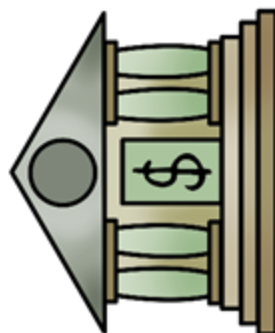


-ink

-ank

-onk

-unk



-ink

-ank

-onk

-unk



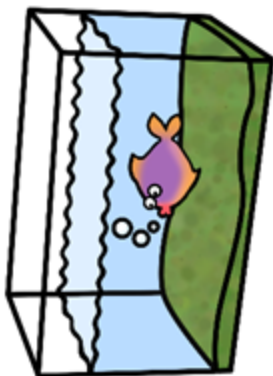
-ink

-ank

-onk

-unk





-ink

-ank

-onk

-unk



-ink

-ank

-onk

-unk



-ink

-ank

-onk

-unk



-ink

-ank

-onk

-unk



-ink

-ank

-onk

-unk



-ink

-ank

-onk

-unk



-ink

-ank

-onk

-unk








-ink

-ank

-onk

-unk



tank

honk

chunk

think

wink

bank

bonk

bunk

link

plank

skunk

sunk

punk

mink

sink

ink

Name: \_\_\_\_\_

Date: \_\_\_\_\_

Directions: 1. Sort your word cards.

2. Write the words in the correct category.

<u>s</u> ink	<u>s</u> ank	<u>s</u> unk	<u>h</u> onk



Name: ANSWER KEY

Date: \_\_\_\_\_

Directions: 1. Sort your word cards.

2. Write the words in the correct category.

<u>sink</u>	<u>sank</u>	<u>sunk</u>	<u>honk</u>
think	tank	chunk	honk
link	bank	bunk	bonk
wink	plank	sunk	
mink		skunk	
sink			
ink			

Name: \_\_\_\_\_ Date: \_\_\_\_\_

Which one does not belong?

Directions: 1. Read the words in each row.

2. Circle the word that does not belong.

1. sing      sank      sunk      sink

2. blink      bring      brink      bunk

3. slink      stink      sting      stunk

4. clunk      clank      chunk      cling

5. drink      ding      drank      drunk

6. wing      wink      honk      bonk



Name: \_\_\_\_\_

Date: \_\_\_\_\_

## Missing Letters

Directions: 1. Say the name of each picture.

2. Fill in the missing letters.

1.



tr \_\_\_\_\_

2.




w \_\_\_\_\_

3.




h \_\_\_\_\_

4.



t \_\_\_\_\_

5.




sk \_\_\_\_\_

6.



b \_\_\_\_\_

7.



th \_\_\_\_\_

8.



b \_\_\_\_\_

Name: \_\_\_\_\_

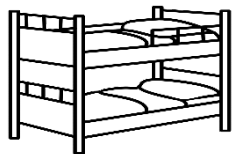
Date: \_\_\_\_\_

## Letter Boxes

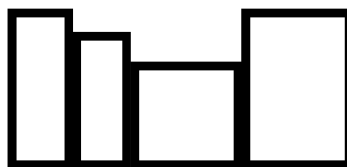

Directions: 1. Say the name of each picture.

2. Fill in the missing letters in the boxes.


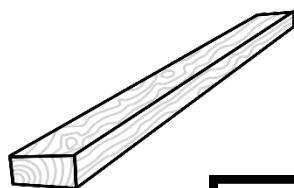
1.



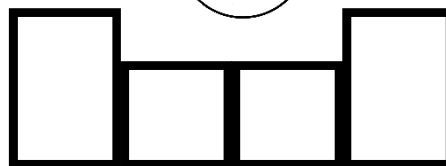
2.




3.



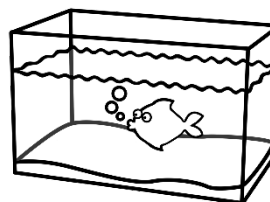
4.




5.




6.



7.



8.



Name: \_\_\_\_\_

Date: \_\_\_\_\_

Matching: Match the word in the first column to a rhyming word in the second column by drawing a line.

wink

sunk

chunk

bonk

tank

clink

honk

blink

think

prank

Choose one rhyming pair and write each one in a sentence.

\_\_\_\_\_

-----

\_\_\_\_\_

-----

\_\_\_\_\_

-----

\_\_\_\_\_

-----

\_\_\_\_\_

-----



# Sentence Strips

“Make a wish and blink,” said Tess.

I think I will take a pink cupcake.

A rabbit and a piglet cannot honk.

“Mike had a prank,” said Dale with a wink.

The tan grebe will honk and flap its wings.

When the ship did crash, did it sink?

“Bring the cash to the bank,” said Wing.

Does Hank drive the huge tank?

Sentence Mix-ups: Cut apart each sentence strip.

On a separate piece of paper rewrite each sentence correctly.

a wish make and blink Tess said.

a pink cupcake I take will I think.

piglet honk a rabbit and a cannot.

a prank said Dale had Mike wink a with.

And flap the tan grebe honk will its wings.

did the ship when it did sink crash?

said Wing the bank bring to the cash.

drive tank the huge hank does?

Name:

Date:

Name: \_\_\_\_\_

Date: \_\_\_\_\_

## Fill In The Blanks

Directions: 1. Read the words in the word box.

2. Fill in the blanks with the correct word.

rink	drank	chunk	dunk
thank	honk	bonk	sink

1. Take a trip to the \_\_\_\_\_ to skate.
2. \_\_\_\_\_! Went the rabbit in the hole.
3. Is the \_\_\_\_\_ of cake on the napkin mine?
4. Did Wing \_\_\_\_\_ in the lake?
5. Hank \_\_\_\_\_ the drink at the stand.
6. The ship did crash and \_\_\_\_\_.
7. " \_\_\_\_\_ you," said Kate to the dentist.
8. The van did \_\_\_\_\_ when it left the lot.

## Thanks!

The sun was up. Rink did blink and woke up. Rink got a drink at the sink, drank it, and sat on the bed. He had to get a gift for Hank, but he did not have cash. He said, "I will go to the bank to get some cash. Then I can get a gift for Hank."

Rink rode the bike to the bank. Honk! Honk! Went a van when it drove next to Rink. Rink was safe with a helmet. Rink got to the bank. "I will go in the bank and get some cash. Then I will get a gift for Hank," said Rink.

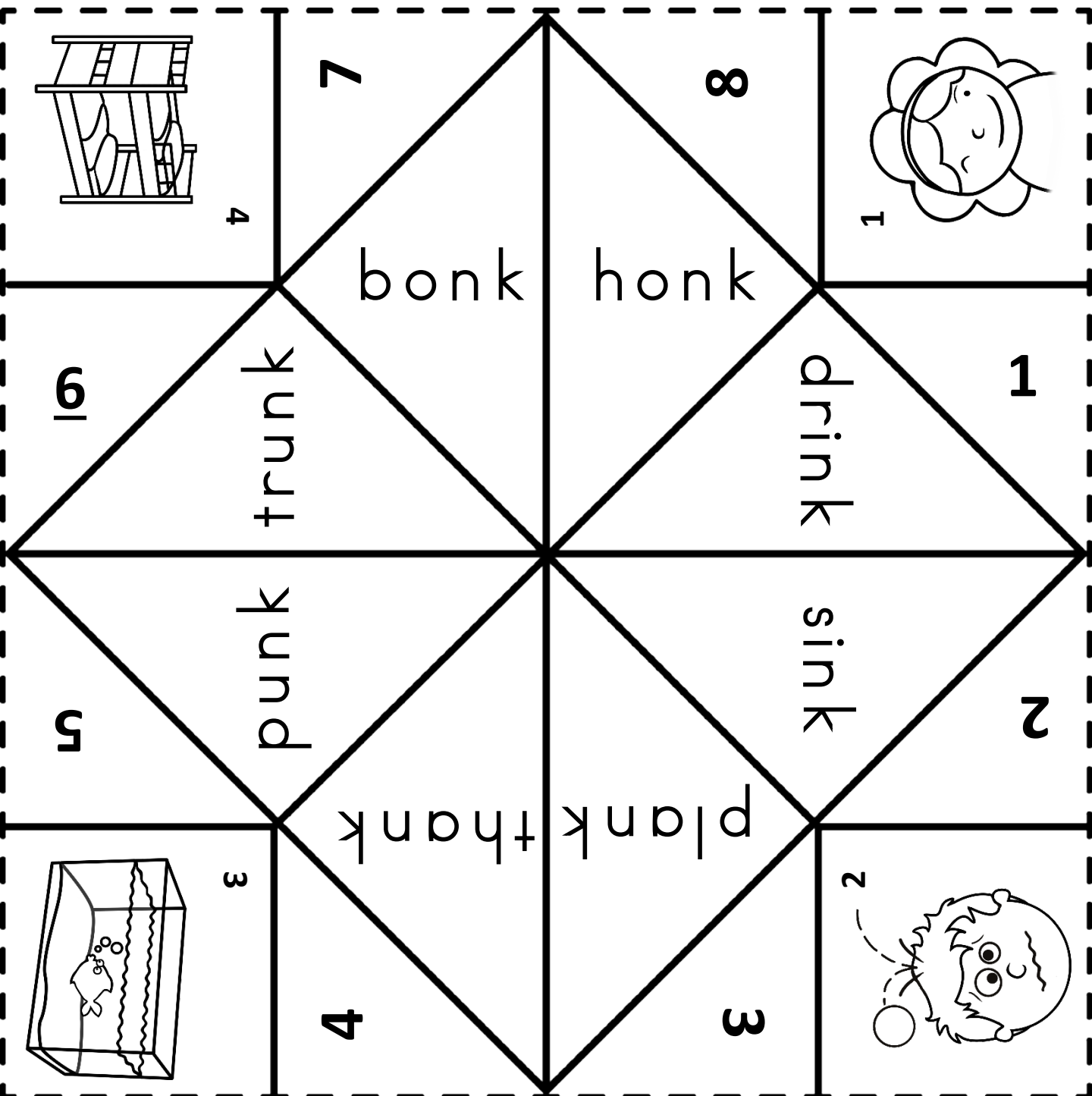
Rink did get cash and said, "I will go to the shop and get a gift there." Rink did spot a thing that will sing. "I think Hank will like this thing that sings, said Rink"

Rink rode the bike to Hank and gave him the gift. Hank did like the thing. "It sings! Thanks!" Rink was glad.



# -nk Cootie Catcher

To play: 1. Choose a number. Open and close the cootie catcher back and forth that number of times. 2. Choose a number. Open and close the cootie catcher back and forth that number of times. 3. Choose a number and open the flap. 4. Read both words. 5. Choose one word to spell. 6. Play again.



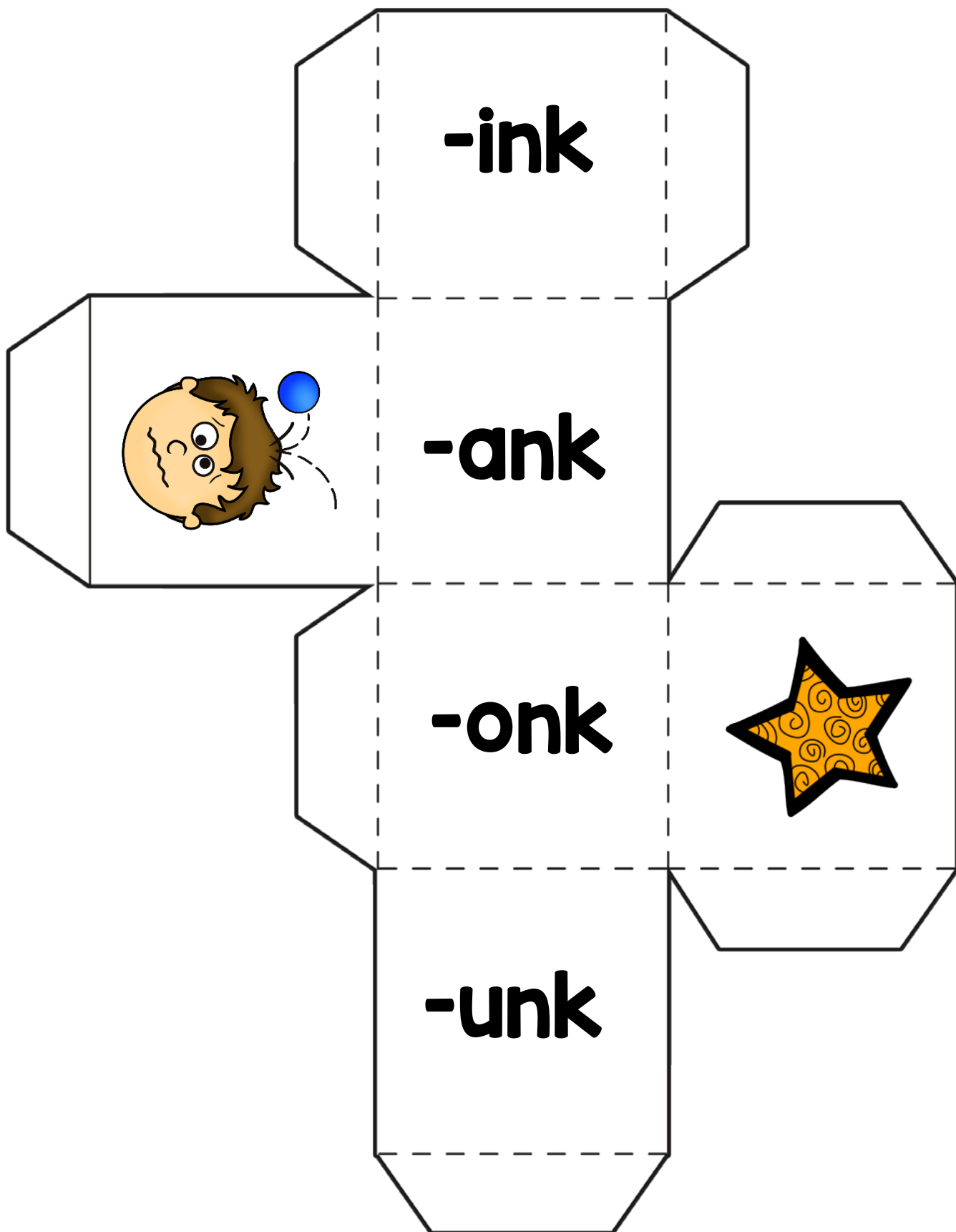
# **-NK Blackout**



**Materials:** Assembled -nk word family cube, a laminated copy of page 8 or page 17, (or place in a plastic sheet protector, dry erase markers, and eraser

## **Directions**

- 1. Decide who will roll the cube first.**
- 2. Roll the cube.**
- 3. Land on -ink, -ank, -onk, or -unk: Find one word to read out loud and cross out.**
- 4. Land on a star: Roll again**
- 5. Land on BONK!: Cross out any word you want.**
- 6. If you land on -ink, -ank, -onk, or -unk and can no longer cross out any matching words, skip your turn.**
- 7. The person who crosses out every word first, wins the game.**



Credits: My products are made possible by the following fabulous artists!



This product and all of its contents is for educational purposes only, and is not for resale or redistribution in any form. It was purchased and/or downloaded for a single user, therefore may not be distributed without purchasing an additional user license available in my store. Please contact me, the seller for additional license information.

Emily Gibbons, © 2015

<https://www.teacherspayteachers.com/Store/Emily-Gibbons-The-Literacy-Nest>

Emily Gibbons, 2015

