

22 pages
of
practice &
games!

~WH~

WHISTLE

COMPLETE

~Digraph~
Practice



Dear Educator,

Thank you for your purchase! This is the fourth of five sets for digraph practice, compatible with OG instruction. This resource may be used in a 1:1 setting, small group or even whole class, depending on your needs.

NOTE: Please pay special attention to the Table of Contents. This is the order of instruction I recommend. It progresses from words and sounds, to sentences and a fully decodable story. Three games are included at the end to use at any point in your instruction. They make great review centers.

If you enjoyed using this set, please be sure to check back for the other digraph sets. I'm adding more throughout the month of Feb-March, 2015. 😊


Thank you so much for choosing my store for your classroom needs. I do appreciate your patronage. Please be sure to leave feedback on this resource. It helps me, future customers, and you'll earn credit towards new purchases!


Sincerely,
Emily Gibbons



Table of Contents

4	wh Mini Poster
5	wh Play-dough Mat
6	wh Words and Sentences List
7-8	Picture Cards (for tapping out sounds)
9	Tap It Out, Find The Digraph
10	Missing Letters
11	Letter Boxes
12	Word Sort cards for wh
13-14	Word Sort Recording Sheet and Answer Key
15	Matching Rhyming Words
16	Drawing Sentences
17	Sentence Strips
18	Sentence Strips Mix-Up
19	Recording Sheet
20	Fill-In-The-Blank Sentences
21	Decodable Fluency Passage
22-25	Games
26	Credits

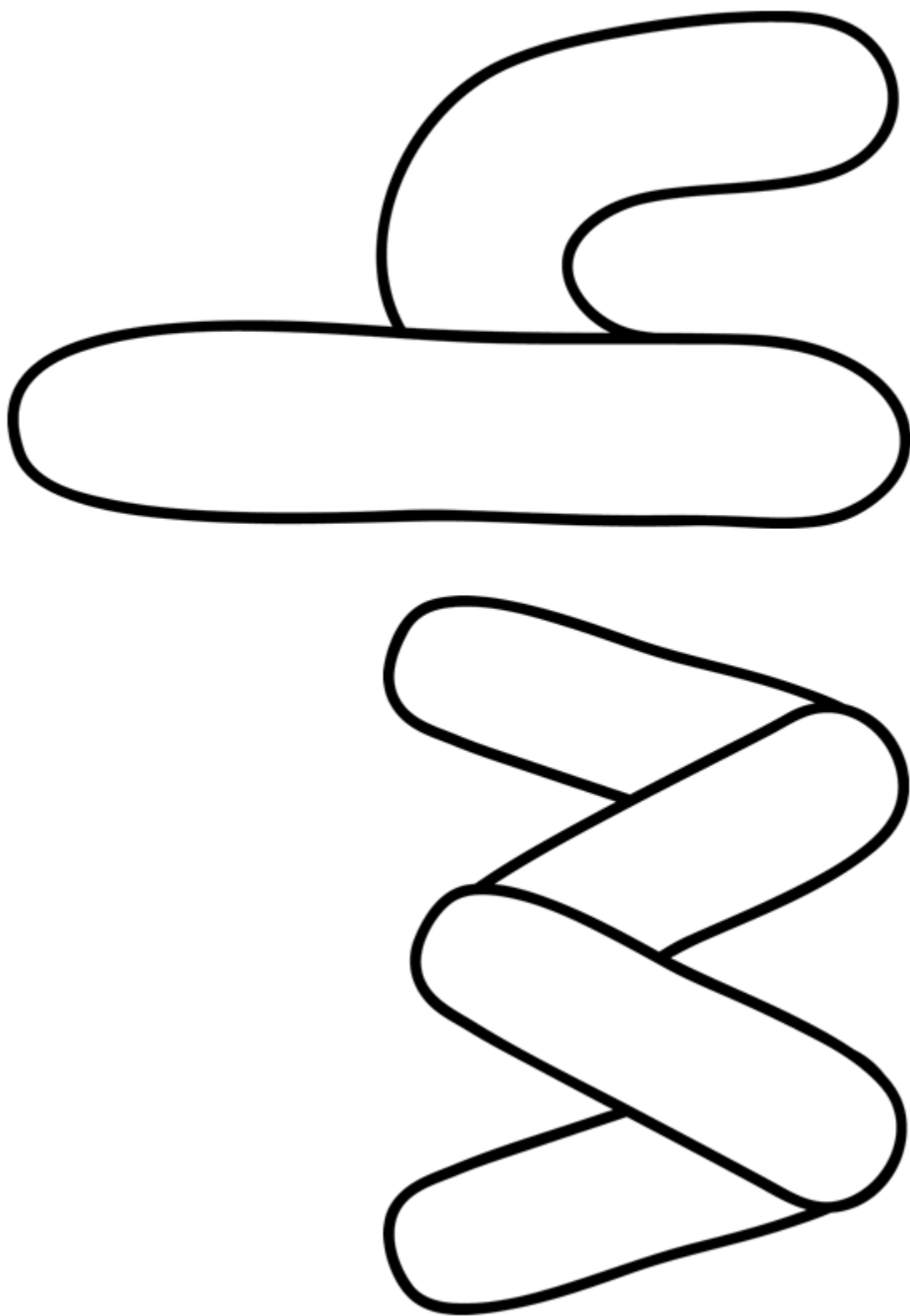




wh

whistle

\ wh \



wh

whistle

\wh\



Words To Read

whip

whim

wham

when

whisk

whop

whiz

which

whiff

Sentences To Read

1. That whisk is in the trash.

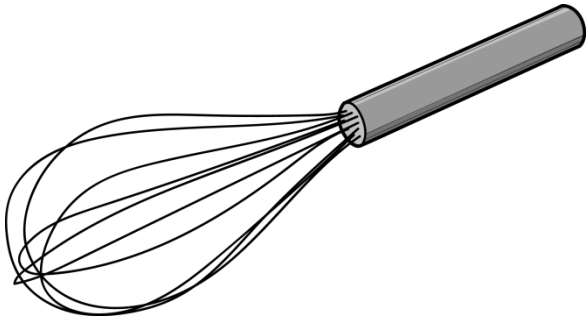
2. Which dish had a chip?



--	--	--



--	--	--



--	--	--	--



--	--	--




--	--	--



--	--	--



--	--	--



--	--	--

Name: _____



















Date: _____

Tap it out!

Directions: 1. Read the word.

2. Say each sound in the word.

3.. Tap one box for each sound in the word.

Word	1	2	3
whip			
when			
wham			
whiff			
whop			
which			

Name: _____

Date: _____

Missing Letters

Directions: 1. Say the name of each picture.

2. Fill in the missing letters.

1.



___ am

2.



___ iz

3.



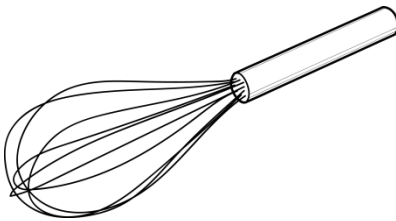
___ iff

4.



___ en

5.



___ isk

6.



___ ip

7.



___ ich

8.



___ op

Name: _____


Date: _____

Letter Boxes


Directions: 1. Say the name of each picture.

2. Fill in the missing letters in the boxes.


1.




2.




3.




4.




5.




6.



7.



8.



whip

whit

whiz

whim

wham

whop

whisk

which

whiff

when

whet

whelp

Name: _____

Date: _____

Directions: 1. Sort your word cards.

2. Write the words in the correct category.

Has the vowel i	Other vowels

Name: _____

Date: _____

Directions: 1. Sort your word cards.

2. Write the words in the correct category.

Starts with a digraph	Ends with a digraph
whim	wham
whit	whop
whiz	when
whip	whet
whiff	whelp
which	
whisk	

Name: _____

Date: _____

Matching: Match the word in the first column to a rhyming word in the second column by drawing a line.

whim

ship

when

dim

whip

shop

whiff

bit

whop

then

whit

sniff

Choose one rhyming pair and write each one in a sentence.

Name: _____

Date: _____

Draw it!

Directions: 1. Read each sentence.

2. Draw a picture for each sentence.

Chad is a whiz at math.

Which fish is the bass?

When will Seth chat
with Thad?

The van went WHAM
and hit the cab!

Chip had the last whit
of plum on the cloth.

Shell, the tan pup, did
whiff the bad smell.

Sentence Strips

The red dog did whiff the fish.

When did Tess win at chess?

Which pet did Seth get?

That tan whip is on the thin bin.

Shell did skip on a whim.

Whop that bug on the cloth!

Chip is a whiz at math.

“Pass the whisk,” said Whit.

Sentence Mix-ups: Cut apart each sentence strip.

On a separate piece of paper rewrite each sentence correctly.

dog the fish did whiff the red.

chess win at Tess did when?

get which Seth did pet?

tan on the thin bin is that whip.

on a skip Shell did whim.

on the whop that cloth bug!

math at Chip a whiz at.

Whit the whisk pass said.

Name: _____

Date: _____

1

2

3

4

5

6

7

8

Name: _____

Date: _____

Fill In The Blanks

Directions: 1. Read the words in the word box.

2. Fill in the blanks with the correct word.

whisk

which

when

whiz

wham

whiff

1. Mix the egg and milk with a _____.
2. _____ went the cab on the ramp!
3. _____ will that dress get a hem?
4. Chet is a _____ at chess.
5. Chip, the dog, did _____ and sniff.
6. _____ fish did flop on the pad?

Wham!

Wham is to slam,
A whelp is a pup,
A whop is to hit,
And a whim is fun.

A whisk is to mix.
A whip can hit,
A whiff is a sniff,
And a whit is just a bit.

Draw a picture of a whelp, a whisk, and a whip.



WHAM!



Materials: One WHAM! spinner, white board, marker, and eraser (optional)


Object: Be the first person to spell WHAM.

Directions

1. Decide who will go first.
2. Spin the spinner.

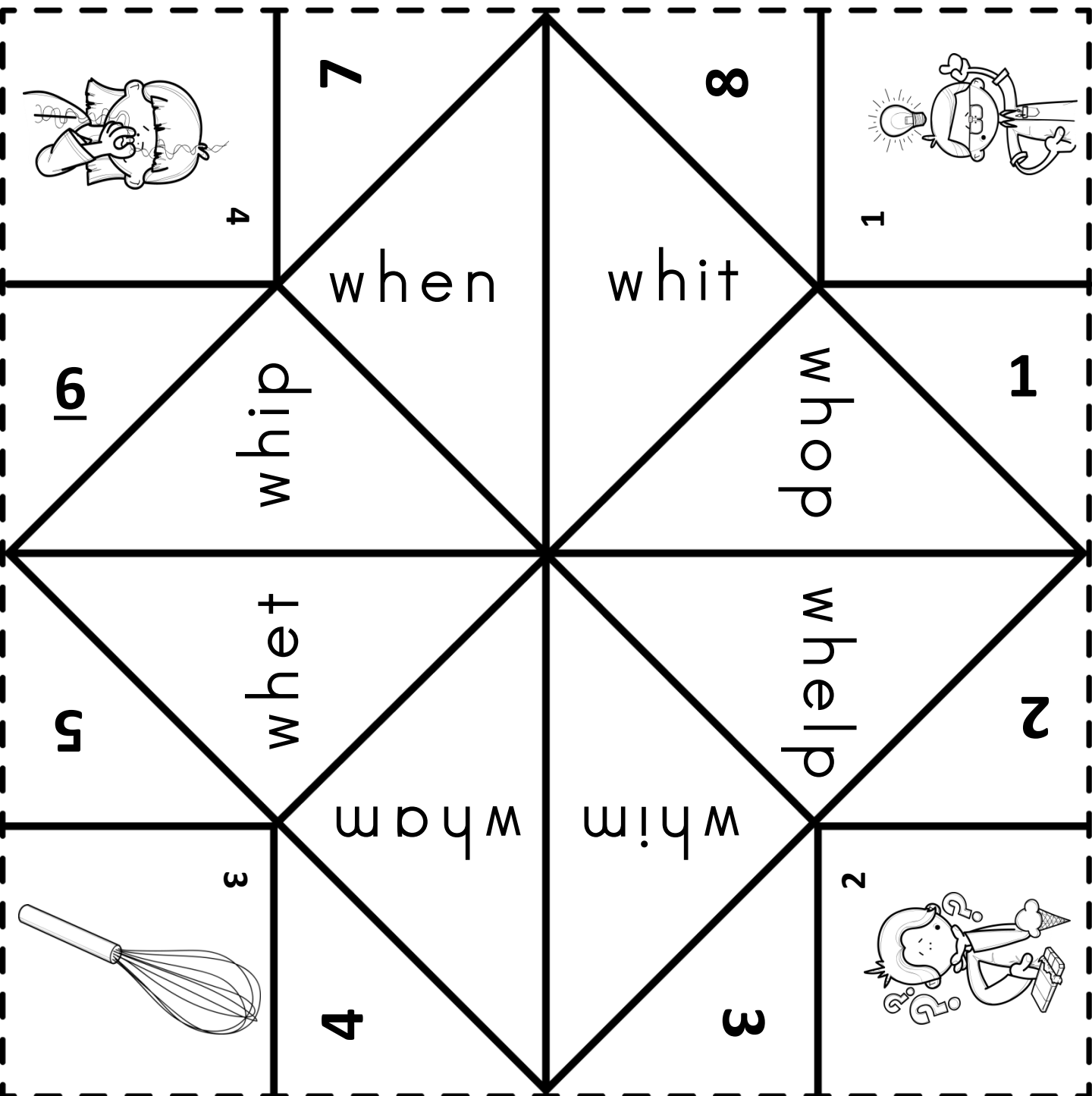
3. When you land on-

- **Whiff:** Read, sniff and spell.
- **Whip:** Read, (make whip cracking sound) and spell.
- **Whiz:** Read, scratch your head, and spell.
- **Whisk:** Read, pretend to mix, and spell.
- **Whop:** Read, pretend to throw a water balloon and spell.
- **Whistle:** Skip a turn.
- **Which:** Read, point to your chin, and spell.
- **WHAM!** Starting with W, Write one letter PER TURN in the word WHAM at the top of your white board. Keep playing until you have spelled WHAM.


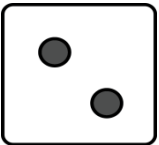






Digraph Cootie Catcher


To play: 1. Choose a number. Open and close the cootie catcher back and forth that number of times. 2. Choose a number. Open and close the cootie catcher back and forth that number of times. 3. Choose a number and open the flap. 4. Read both words. 5. Choose one word to spell. 6. Play again.



If, then Dice Game

If you roll a...	Then...
	Rhyme Time! Draw a circle around a pair of rhyming words with a connecting line.
	Write it! Choose two words to write on a white board.
	Circle it! Draw a square around a word with a digraph.
	Reading Lines! Read two lines of words.
	Mystery Word! Make up a clue about a word and have someone guess which word you're thinking of.
	Let's Read! Read the sentences.

Credits: My products are made possible by the following fabulous artists!



Fonts 4 Teachers

This product and all of its contents is for educational purposes only, and is not for resale or redistribution in any form. It was purchased and/or downloaded for a **single user**, therefore may not be distributed without purchasing an additional user license available in my store. Please contact me, the seller for additional license information.

Emily Gibbons, © 2015

<http://www.teacherspayteachers.com/Store/Emily-Gibbons>

