

23 pages
of
practice &
games!

~SH~

SHIP

COMPLETE

~Digraph~
Practice



Created by: Emily Gibbons

Dear Educator,

Thank you for your purchase! This is the third of five sets for digraph practice, compatible with OG instruction. This resource may be used in a 1:1 setting, small group or even whole class, depending on your needs.

NOTE: Please pay special attention to the Table of Contents. This is the order of instruction I recommend. It progresses from words and sounds, to sentences and a fully decodable story. Three games are included at the end to use at any point in your instruction. They make great review centers.

If you enjoyed using this set, please be sure to check back for the other digraph sets. I'm adding more throughout the month of February. 😊

Thank you so much for choosing my store for your classroom needs. I do appreciate your patronage. Please be sure to leave feedback on this resource. It helps me, future customers, and you'll earn credit towards new purchases!

Sincerely,
[Emily Gibbons](#)



Table of Contents

4	sh Mini Poster
5	sh Play-dough Mat
6	sh Words and Sentences List
7-8	Picture Cards (for tapping out sounds)
9-10	Tap It Out, Find The Digraph
11	Missing Letters
12	Letter Boxes
13	Word Sort cards for sh
14-15	Word Sort Recording Sheet and Answer Key
16	Matching Rhyming Words
17	Drawing Sentences
18	Sentence Strips
19	Sentence Strips Mix-Up
20	Recording Sheet
21	Fill-In-The-Blank Sentences
22	Decodable Fluency Passage
23-27	Games
28	Credits







sh

ship

\ sh \



sh

ship

\sh\



Words To Read

ship

shot

shut

bash

cash

fish

mash

dish

rush

hush

rash

wish

sash

shed


dash

Sentences To Read

1. Shut the shop at ten.
2. The fish is in the red van.




--	--	--



--	--	--




--	--	--




--	--	--




--	--	--



--	--	--



--	--	--



--	--	--

Name: _____



















Date: _____

Tap it out!

Directions: 1. Read the word.

2. Say each sound in the word.

3.. Tap one box for each sound in the word.

Word	1	2	3
ship			
wish			
shut			
mesh			
dash			
shot			

Name: _____

Date: _____

Find The Digraph!

Directions: 1. Read the word.

2. Check the 'B' column if the digraph is the first sound.

3. Check the 'E' column if the digraph is the final sound.

Word	B	E
dish		
shed		
cash		
shell		
shush		
shop		

Name: _____


Date: _____

Missing Letters

Directions: 1. Say the name of each picture.


2. Fill in the missing letters.

1.




fi _ _

2.



ca _ _

3.



_ _ ed

4.




wi _ _

5.



_ _ ut

6.




_ _ ip

7.



hu _ _

8.



_ _ ell

Name: _____

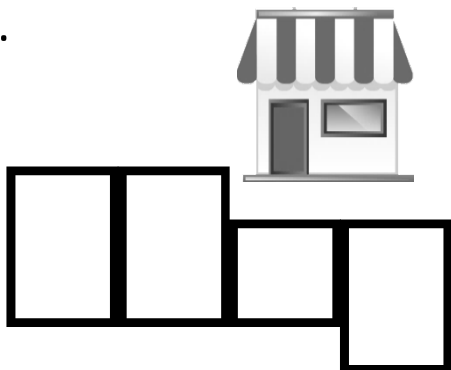
Date: _____

Letter Boxes


Directions: 1. Say the name of each picture.

2. Fill in the missing letters in the boxes.


1.




2.




3.




4.



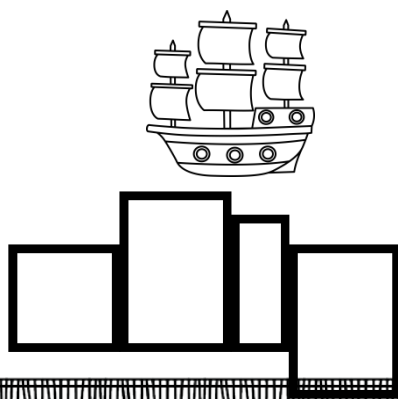
5.




6.



7.



8.



ship

shop

shut

cash

hush

wish

shed

shot

fish

dash

mesh

dish

Name: _____

Date: _____

Directions: 1. Sort your word cards.

2. Write the words in the correct category.

Starts with a digraph	Ends with a digraph

Name: _____

Date: _____

Directions: 1. Sort your word cards.

2. Write the words in the correct category.

Starts with a digraph	Ends with a digraph
ship	cash
shop	hush
shut	wish
shed	fish
shot	dash
	mesh
	dish

Name: _____

Date: _____

Matching: Match the word in the first column to a rhyming word in the second column by drawing a line.

shop

chin

wish

hip

shin

chop

dash

mush

ship

sash

hush

fish

Choose one rhyming pair and write each one in a sentence.

Name: _____

Date: _____

Draw it!

Directions: 1. Read each sentence.

2. Draw a picture for each sentence.

Ship the red cloth on
the van.

Thad had a big wish.

Mom did kiss Chet and
said, "Hush,"

Did the fish pass the
mesh net?

The red shed had a big
mess.

Chad will wish and win
at chess.

Sentence Strips

Shut the lid on that bin.

Did that fish land on the dish?

Shell got a rash on the chin.

Did Thad shut the shed?

Will Jess get a shot at ten?

The fat cat did bash the net.

Let us sit and chat on the ship.

Chip and Mish did dash on the path.

Sentence Mix-ups: Cut apart each sentence strip.

On a separate piece of paper rewrite each sentence correctly.

the bin on that shut lid.

on the dish did land fish that?

got Shell a rash the chin on.

did shed the Thad shut?

a shot Jess will ten at get?

did the net fat the cat bash?

the let us on ship sit and chat

Mish and Chip on dash did the path?

Name: _____

Date: _____

1

2

3

4

5

6

7

8

Name: _____

Date: _____

Fill In The Blanks

Directions: 1. Read the words in the word box.

2. Fill in the blanks with the correct word.

fish

shut

shin

dash

shop

cash

1. Did Chet get a bad cut on the _____ ?

2. "Pass the _____ to Mom," said Dad.

3. Chad will _____ fast and win.

4. Seth did _____ and got a bag.

5. A _____ can not sit with a dog.

6. _____ the bat shop at ten.


A Bad Rash

Shell had fish and chips on a ship. Shell was not well. Shell got a red rash on the leg and chin. Mom said, "This is a bad rash," Mom got Shell a red pill. Shell did rest in bed.

When Shell got up, the rash was not bad. "The rash is not on the leg and chin," Mom said.

"That rash was bad, but the red pill did get it well," said Shell. Shell was glad and had fun on the ship.

Draw a picture of Shell and her rash.



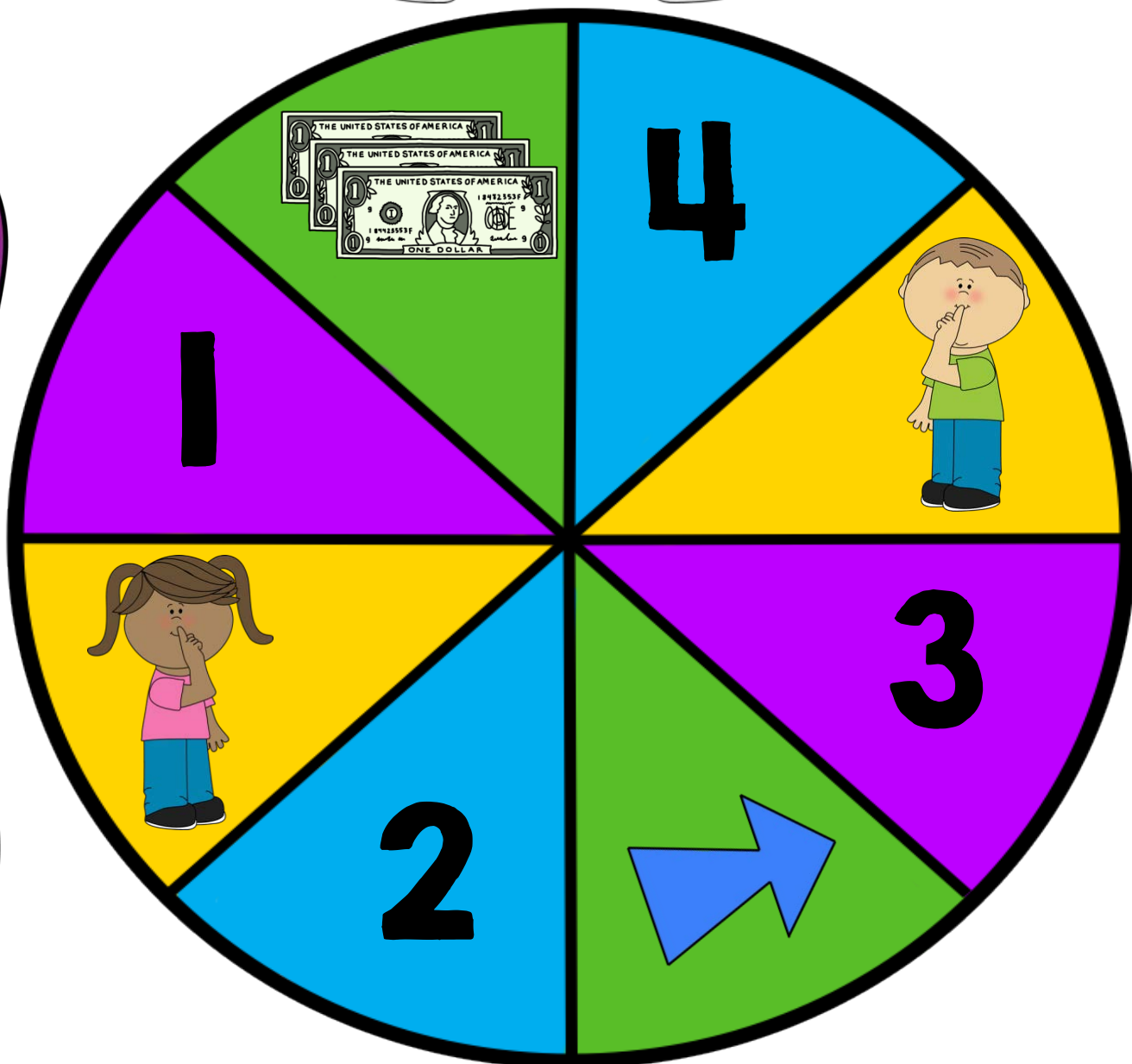

HUSH!



Materials: One HUSH! spinner, word card sheet (Do not cut the cards apart.), white board, marker, and eraser (optional)

Directions

1. Decide who will go first.
2. Spin the spinner.
3. Land on...
 - The cash: Pick any word to read and cross out.
 - The girl: Spin again.
 - An arrow: Read and cross out 2 words.
 - 1: Read and cross out one word in the first row.
 - 2: Read and cross out one word in the second row.
 - 3: Read and cross out one word in the third row.
 - 4: Read and cross out one word in the fourth row.
 - The boy: Skip a turn.
4. The first person to cross out all their words on the word cards sheet wins.



Word Cards

ship

shot

shut

shop

wish

dash

fish

sash

shed

shin

shell

shun

mash

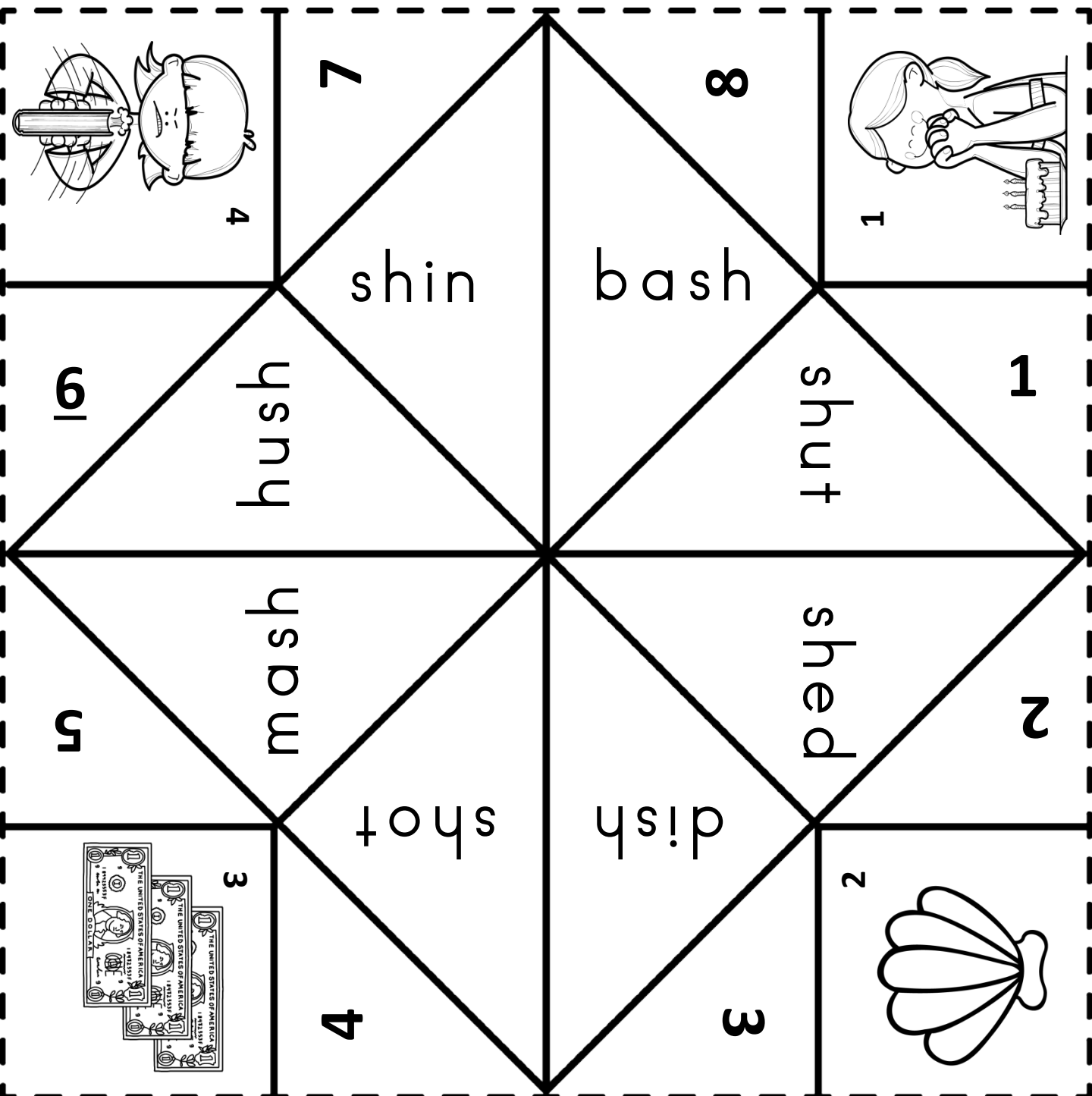
rush

cash

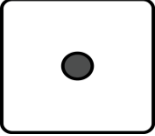
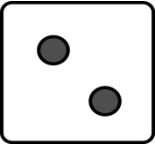




posh

Digraph Cootie Catcher

To play: 1. Choose a number. Open and close the cootie catcher back and forth that number of times. 2. Choose a number. Open and close the cootie catcher back and forth that number of times. 3. Choose a number and open the flap. 4. Read both words. 5. Choose one word to spell. 6. Play again.



If, then Dice Game

If you roll a...	Then...
	Rhyme Time! Draw a circle around a pair of rhyming words with a connecting line.
	Write it! Choose two words to write on a white board.
	Circle it! Draw a square around a word with a digraph.
	Reading Lines! Read two lines of words.
	Mystery Word! Make up a clue about a word and have someone guess which word you're thinking of.
	Let's Read! Read the sentences.

Credits: My products are made possible by the following fabulous artists!



Fonts 4 Teachers

This product and all of its contents is for educational purposes only, and is not for resale or redistribution in any form. It was purchased and/or downloaded for a **single user**, therefore may not be distributed without purchasing an additional user license available in my store. Please contact me, the seller for additional license information.

Emily Gibbons, © 2015

<http://www.teacherspayteachers.com/Store/Emily-Gibbons>

Emily Gibbons, 2014

