

23 pages
of
practice &
games!

~CH~

CHIN

COMPLETE

~Digraph~
Practice



Dear Educator,

Thank you for your purchase! This is the second of five sets for digraph practice, compatible with OG instruction. This resource may be used in a 1:1 setting, small group or even whole class, depending on your needs.

NOTE: Please pay special attention to the Table of Contents. This is the order of instruction I recommend. It progresses from words and sounds, to sentences and a fully decodable story. Three games are included at the end to use at any point in your instruction. They make great review centers.

If you enjoyed using this set, please be sure to check back for the other digraph sets. I'm adding more throughout the month of Feb-March, 2015. 😊

Thank you so much for choosing my store for your classroom needs. I do appreciate your patronage. Please be sure to leave feedback on this resource. It helps me, future customers, and you'll earn credit towards new purchases!

Sincerely,
Emily Gibbons



Table of Contents

| | |
|-------|------------------------------------------|
| 4 | ch Mini Poster |
| 5 | ch Play-dough Mat |
| 6 | ch Words and Sentences List |
| 7-8 | Picture Cards (for tapping out sounds) |
| 9-10 | Tap It Out, Find The Digraph |
| 11 | Missing Letters |
| 12 | Letter Boxes |
| 13 | Word Sort cards for ch |
| 14-15 | Word Sort Recording Sheet and Answer Key |
| 16 | Matching Rhyming Words |
| 17 | Drawing Sentences |
| 18 | Sentence Strips |
| 19 | Sentence Strips Mix-Up |
| 20 | Recording Sheet |
| 21 | Fill-In-The-Blank Sentences |
| 22 | Decodable Fluency Passage |
| 23-28 | Games |
| 29 | Credits |





ch

chin

\ ch \

ch

chin

\ch\



Words To Read

chin

chat

chip

chop

chug

chap

chum

such

rich

chimp


champ

chomp

Sentences To Read

1. Chad can tap his chin.

2. Chip did chat on the bus.





| | | |
|--|--|--|
| | | |
|--|--|--|




| | | |
|--|--|--|
| | | |
|--|--|--|




| | | |
|--|--|--|
| | | |
|--|--|--|



| | | |
|--|--|--|
| | | |
|--|--|--|




| | | |
|--|--|--|
| | | |
|--|--|--|



| | | |
|--|--|--|
| | | |
|--|--|--|



| | | | |
|--|--|--|--|
| | | | |
|--|--|--|--|



| | | | |
|--|--|--|--|
| | | | |
|--|--|--|--|

Name: _____



















Date: _____

Tap it out!

Directions: 1. Read the word.

2. Say each sound in the word.

3.. Tap one box for each sound in the word.

| Word | 1 | 2 | 3 |
|-------|-------------------------------------------------------------------------------------|-------------------------------------------------------------------------------------|--------------------------------------------------------------------------------------|
| chin |  |  |  |
| chat |  |  |  |
| chug |  |  |  |
| chop |  |  |  |
| chess |  |  |  |
| chip |  |  |  |

Name: _____

Date: _____

Find The Digraph!

Directions: 1. Read the word.

2. Check the 'B' column if the digraph is the first sound.

3. Check the 'E' column if the digraph is the final sound.

| Word | B | E |
|-------|---|---|
| chum | | |
| rich | | |
| champ | | |
| chess | | |
| such | | |
| much | | |

Name: _____

Date: _____

Missing Letters

Directions: 1. Say the name of each picture.

2. Fill in the missing letters.

1.



___ _ at

2.



___ _ op

3.



___ _ in

4.




___ _ ap

5.



___ _ omp

6.



___ _ imp

Name: _____

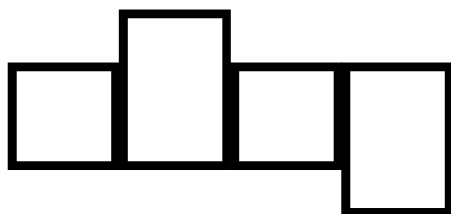
Date: _____

Letter Boxes


Directions: 1. Say the name of each picture.

2. Fill in the missing letters in the boxes.

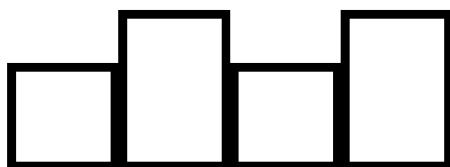
1.





2.





3.




4.



5.



6.



chin

chop

chip

chat

chum

chap

chess

chomp

rich

much

such

Chad

Name: _____

Date: _____

Directions: 1. Sort your word cards.

2. Write the words in the correct category.

| Starts with a digraph | Ends with a digraph |
|----------------------------------|--------------------------------|
| | |
| | |
| | |
| | |
| | |
| | |
| | |
| | |
| | |
| | |

Name: ANSWER KEY

Date: _____

Directions: 1. Sort your word cards.

2. Write the words in the correct category.

| Starts with a digraph | Ends with a digraph |
|----------------------------------|--------------------------------|
| chin | rich |
| chop | much |
| chip | such |
| chat | |
| chum | |
| chap | |
| chess | |
| chomp | |
| Chad | |

Name: _____

Date: _____

Matching: Match the word in the first column to a rhyming word in the second column by drawing a line.

chin

hop

chess

rat

chop

pin

chat

gum

chimp

mess

chum

limp

Choose one rhyming pair and write each one in a sentence.

Name: _____

Date: _____

Draw it!

Directions: 1. Read each sentence.

2. Draw a picture for each sentence.

Chad did chat in math class.

Chet did chop the plum.

Seth will win at chess.

The champ did run on the thin path.

Did Seth drop the cloth?

A log fell and went thud.

Sentence Strips

A chimp did sit in the bath.

“Let us chat at ten,” said Seth .

Chet did chip the glass.

Tess will chat in chess club.

Did that dog chomp on the cloth?

Pass the thin pad to that chap.

The math champ did win the flag.

Will Chad pass on the fifth ?

Sentence Mix-ups: Cut apart each sentence strip.

On a separate piece of paper rewrite each sentence correctly.

the bath did chimp in the sit.

Seth said chat at then us let.

chip did glass the Chet.

will chat club Tess in chess.

that dog the cloth did on chomp?

that chap pass to the pad thin.

math did the flag win the champ.

will the fifth on the Chad pass?

Name: _____ Date: _____

1

2

3

4

5

6

7

8

Name: _____

Date: _____

Fill In The Blanks

Directions: 1. Read the words in the word box.

2. Fill in the blanks with the correct word.

champ

chess

chop

chin

chat

rich

1. Did Chet get a bad cut on the _____ ?
2. "Cut and _____ the plum," said Mom.
3. Let Chad win at _____.
4. Seth did win and is the _____.
5. A moth will not _____ with a dog.
6. _____ did hop in the bath at ten.

digraph ch

the, a, is, to

Chimp Chat



Rich had a pet chimp. The chimp was a pal to Rich. Rich went to run on a path. That chimp did not run. That chimp was not thin. Thud went the chimp on the bed. The chimp had to rest.

Rich said, "Did the rest help?"

The chimp said, "Yup! Yup!"


Rich said, "Let us run on the path!"

The chimp said, "Yip! Yip!"

Then Rich and the chimp pal did run on the path. Rich had fun. That chimp had fun.

Draw a picture of Rich and the chimp.

CHOP!





CHOP!



Materials: Chop cards (page 25), one per player (cut apart), One copy of page 26 per player, Chop spinner, pencil, paperclip for spinner

Object: Build ch words. Be the first person to use up all your puzzle pieces.

Directions

1. Decide who will go first.
2. Each player separates their puzzle pieces in two piles, a pile for the onsets (these are the digraphs) and the rimes.
3. **Land on...**
 - **+** : Add one puzzle piece anywhere on your Chop board.
 - **CHOP:** Take one puzzle piece away.
 - **A bandage:** Earn one piece back.
 - **Puzzle piece:** Create one word with your puzzle pieces and place them on an empty space on your Chop board.
4. The first person to fill up their Chop board wins.



CHOP!



Cut these apart.

ch

in

ch

op

ch

at

ch

ess

ch

ip

ch

ug

ch

imp

ch

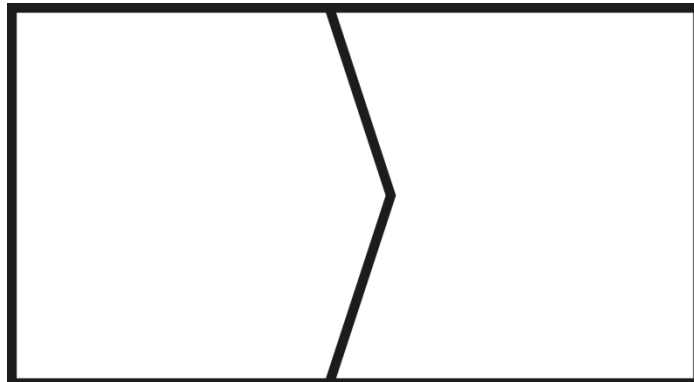
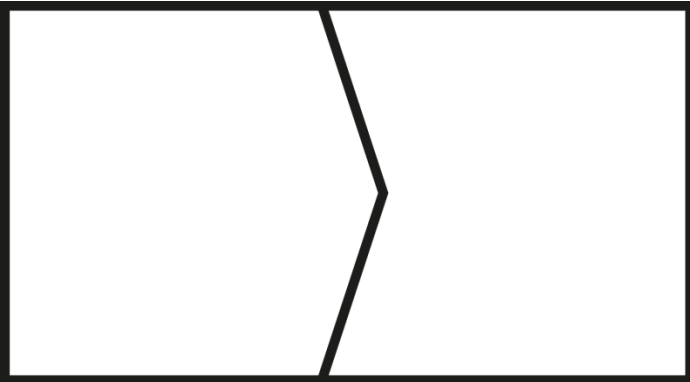
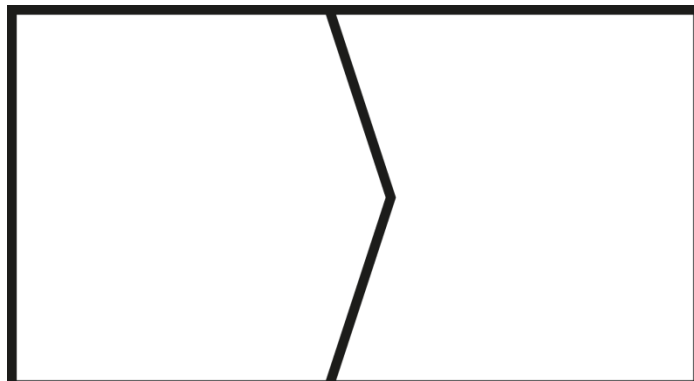
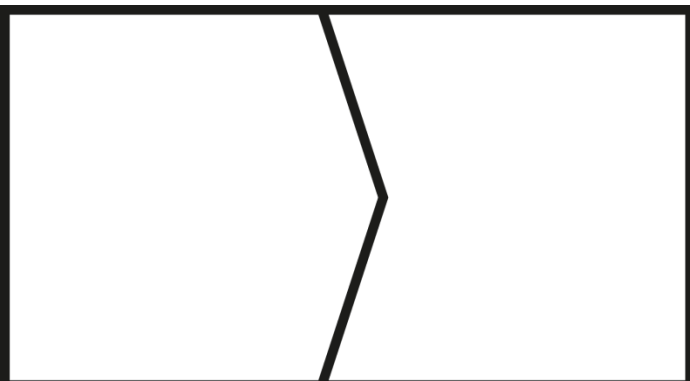
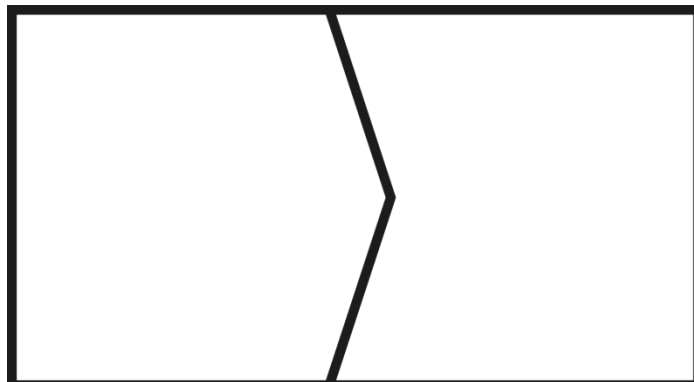
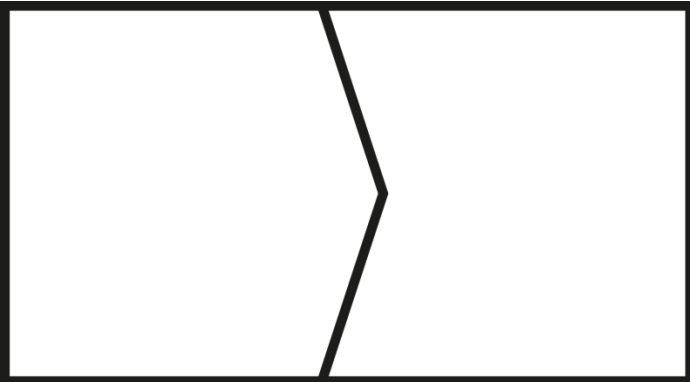
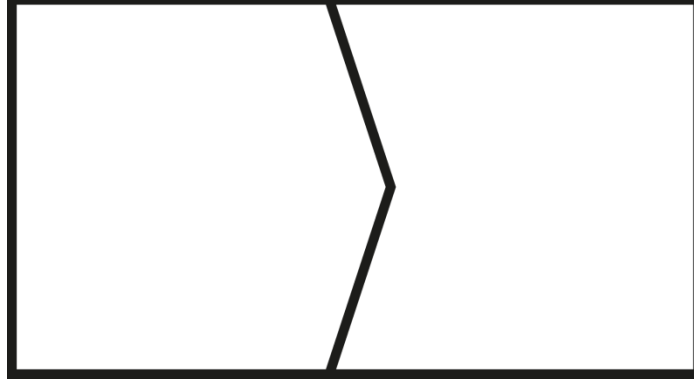
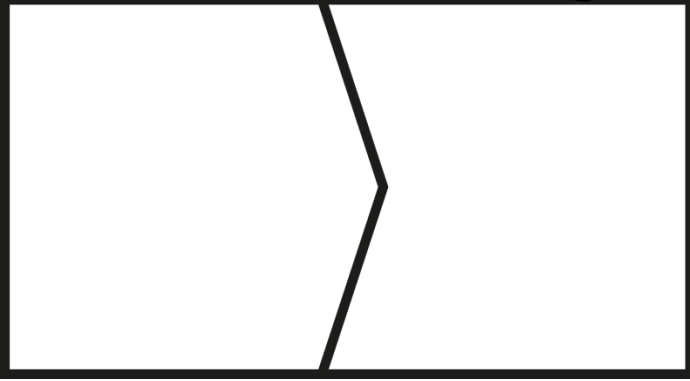
amp



CHOP!

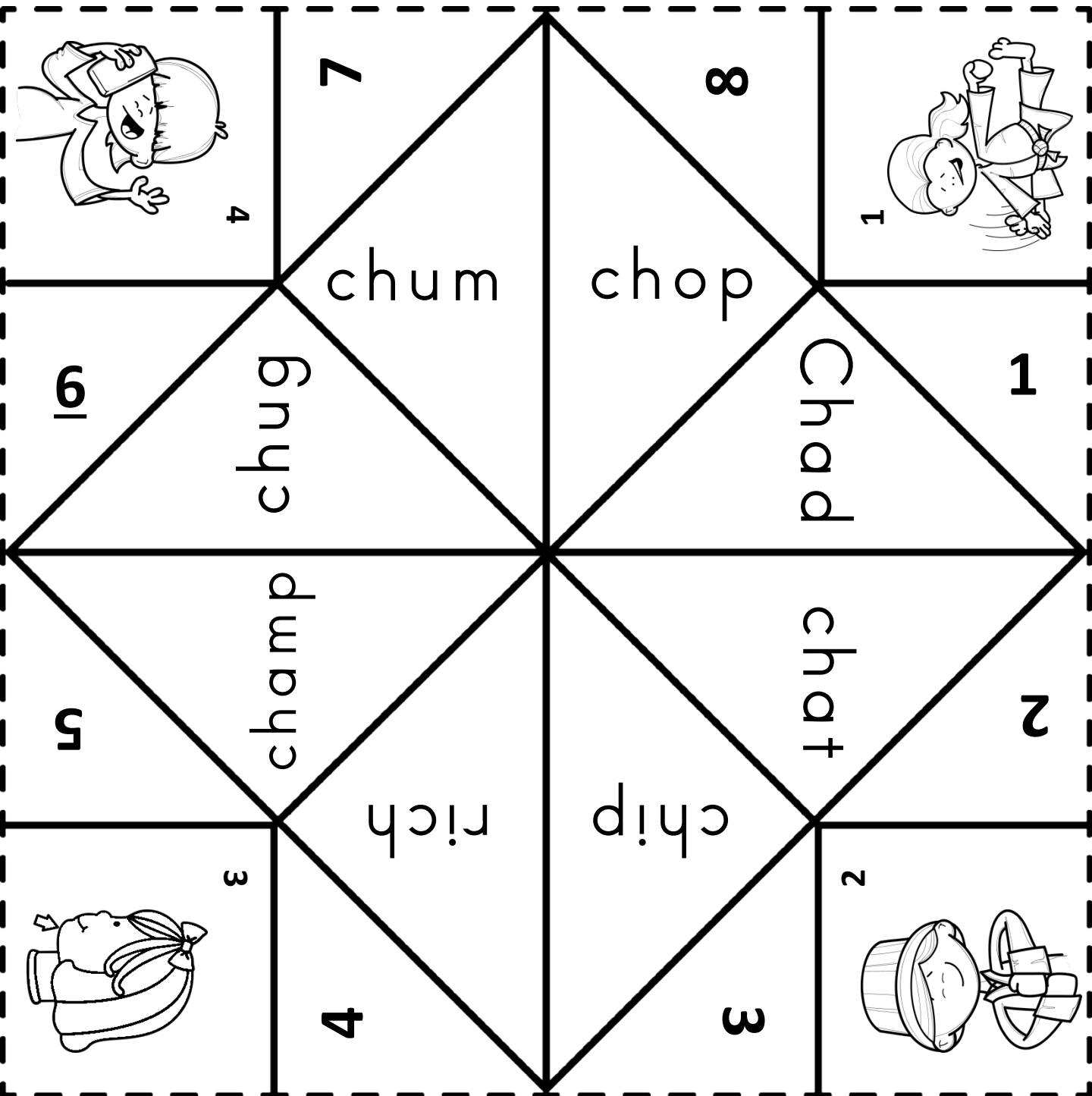


game board

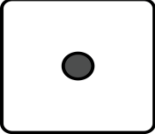
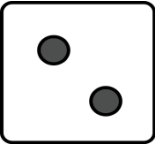






Digraph Cootie Catcher


To play: 1. Choose a number. Open and close the cootie catcher back and forth that number of times. 2. Choose a number. Open and close the cootie catcher back and forth that number of times. 3. Choose a number and open the flap. 4. Read both words. 5. Choose one word to spell. 6. Play again.



If, then Dice Game

| If you roll a... | Then... |
|-------------------------------------------------------------------------------------|-----------------------------------------------------------------------------------------------------------|
|  | Rhyme Time! Draw a circle around a pair of rhyming words with a connecting line. |
|  | Write it! Choose two words to write on a white board. |
|  | Circle it! Draw a circle around a word with a digraph. |
|  | Reading Lines! Read two lines of words. |
|  | Mystery Word! Make up a clue about a word and have someone guess which word you're thinking of. |
|  | Let's Read! Read the sentences. |

Credits: My products are made possible by the following fabulous artists!



Fonts 4 Teachers

This product and all of its contents is for educational purposes only, and is not for resale or redistribution in any form. It was purchased and/or downloaded for a **single user**, therefore may not be distributed without purchasing an additional user license available in my store. Please contact me, the seller for additional license information.

Emily Gibbons, © 2015

<http://www.teacherspayteachers.com/Store/Emily-Gibbons>

Emily Gibbons, 2016

