


Multi-Sensory Phonics Packs

Digraph PH

- practice and games
- supports Orton-Gillingham



Created by: Emily Gibbons

Kick your instruction up a notch!


I hope you enjoy this resource! Here are a few ways to stay in touch with me!

- Follow [my store](#).
- Sign up for my weekly emails on [my blog](#). I'll send you important updates and a fun freebie!


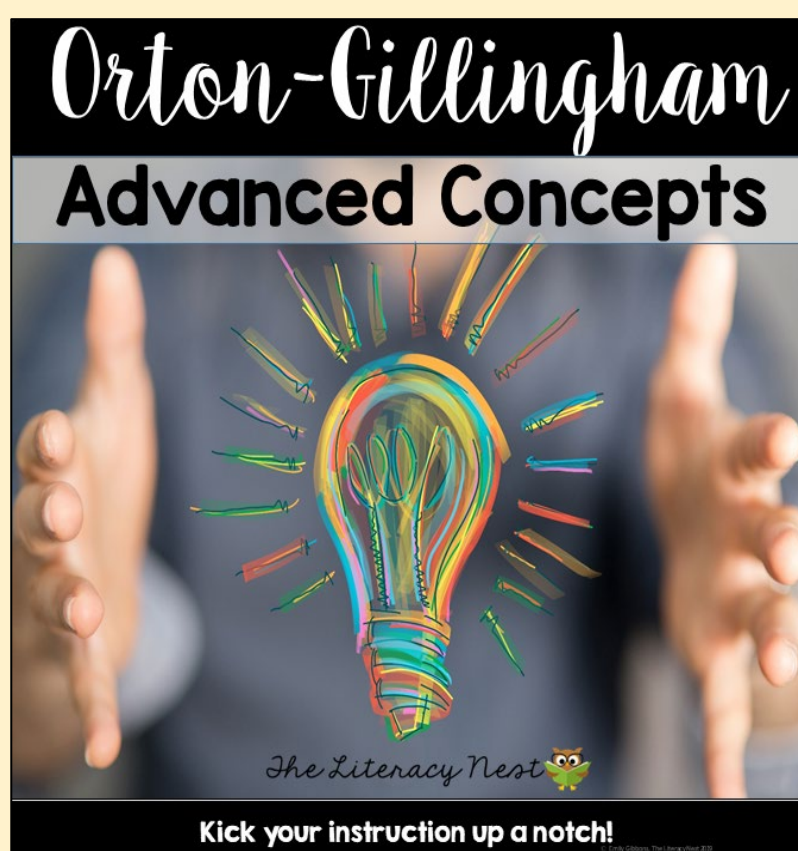
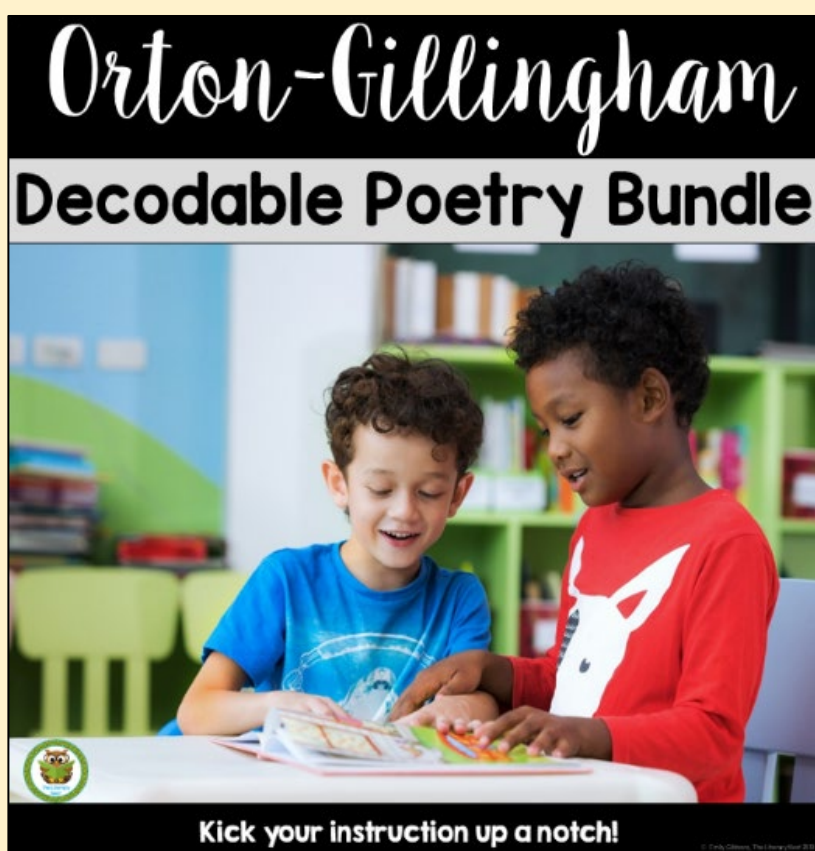


Join Word List Builder!

- Unique search engine
- Create save and print your own word lists, word cards, phrase templates and games!
- time-saving for O-G lesson planning
- [GO HERE](#) to sign up!



You may also like the following resources. Click any image below.



[Click here for more Orton-Gillingham resources.](#)

Dear Educator,
Thank you for your purchase! This is a set for words with digraph, PH. It is compatible with OG instruction or other reading interventions. This resource may be used in a 1:1 setting, small group or even whole class, depending on your needs.

NOTE: Please pay special attention to the Table of Contents. This is the order of instruction I recommend. It progresses from words and sounds, to sentences and a fully decodable story. Games are included at the end to use at any point in your instruction. They make great review centers.

If you enjoyed using this set, please be sure to check out my other multi-sensory skill practice sets. I add about 3 new phonics resources every month to my store.

Thank you so much for choosing my store for your classroom needs. I do appreciate your patronage. Please be sure to leave feedback on this resource. It helps me, future customers, and you'll earn credit towards new purchases!

Sincerely,
Emily Gibbons, [The Literacy Nest](#)

Looking to share?
Purchase an
additional license.




~TABLE OF CONTENTS~

5	Mini-Poster
6	Play-dough mat
7-8	Word Lists (basic and advanced)
9	Word Web for PH words
10	Read and Tap
11-12	Mapping Sounds and Letters; Write-A-Sentence
13	Handwriting Practice
14	Fill In The Blank
15	Sentence Strips For Fluency Practice
16	Decodable Story
17-21	Games for Reading and Spelling
22	Credits



phon



ph

phone

/f/



phone

graph

morph

dolphin

phonics

Phil

asphalt

pamphlet

typhoon

graphite

Ralph

phlox

Sentences To Read

1. Ralph picked phlox in the yard next to the asphalt.
2. Phil passed out a pamphlet on ways to save dolphins.

ph

phone

/f/



phony

trophy

phrase

triumph

sphere

alphabet

emphasis

phantom

atmosphere

microphone

photograph

phonogram

Sentences To Read

1. A teacher will emphasize that kids study the alphabet.
2. The phantom turned out to be a phony.
3. The top of a microphone might look like a sphere.

Name: _____

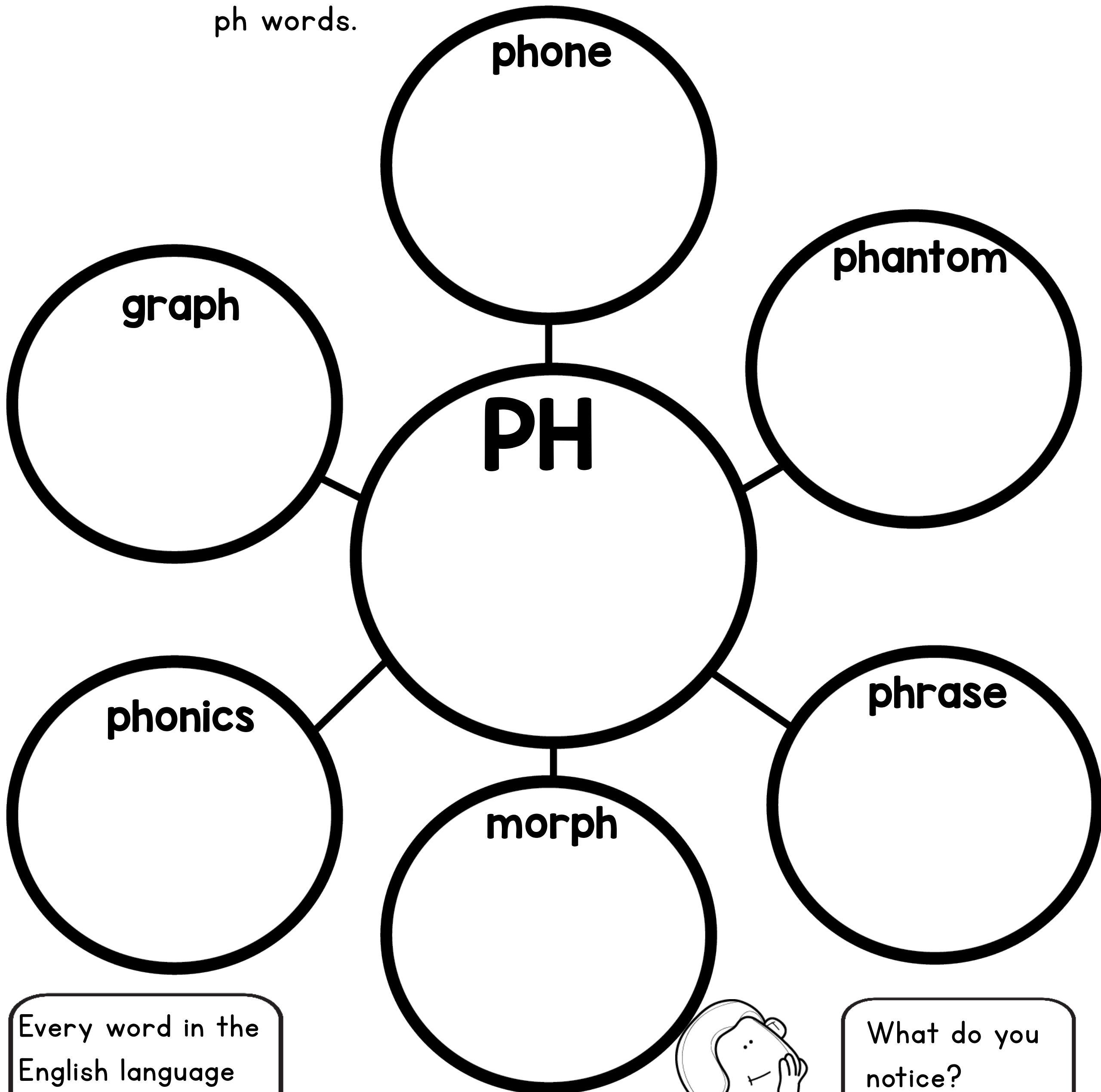
Date: _____

Let's Research The History of ph!

Directions: 1. Look up each word on www.etymonline.com.

2. In each circle, fill in the word's origin.

3. Search for patterns and similarities among all of the ph words.



Every word in the English language has a history!



What do you notice?

Name: _____

Date: _____

ph

Read and Tap: Read each word and tap out the sounds. Count the number of sounds and draw a check in the correct column.

Read each word. Tap out the sounds.	3 sounds	4 sounds	5 sounds	6 sounds
phone				
dolphin				
morph				
typhoon				
graph				
graphite				
Phil				

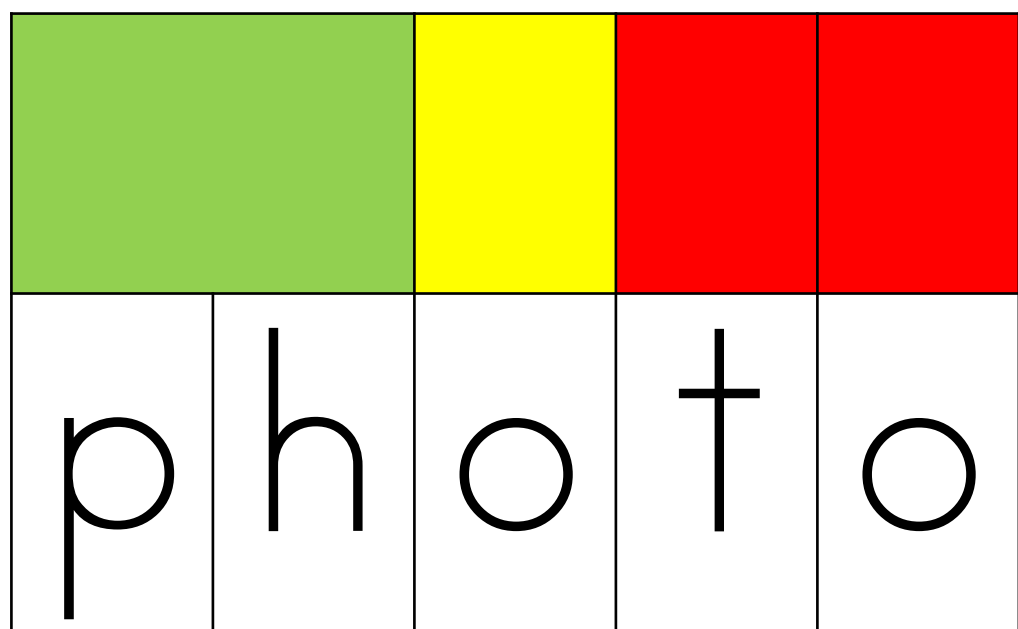
Name: _____

Date: _____

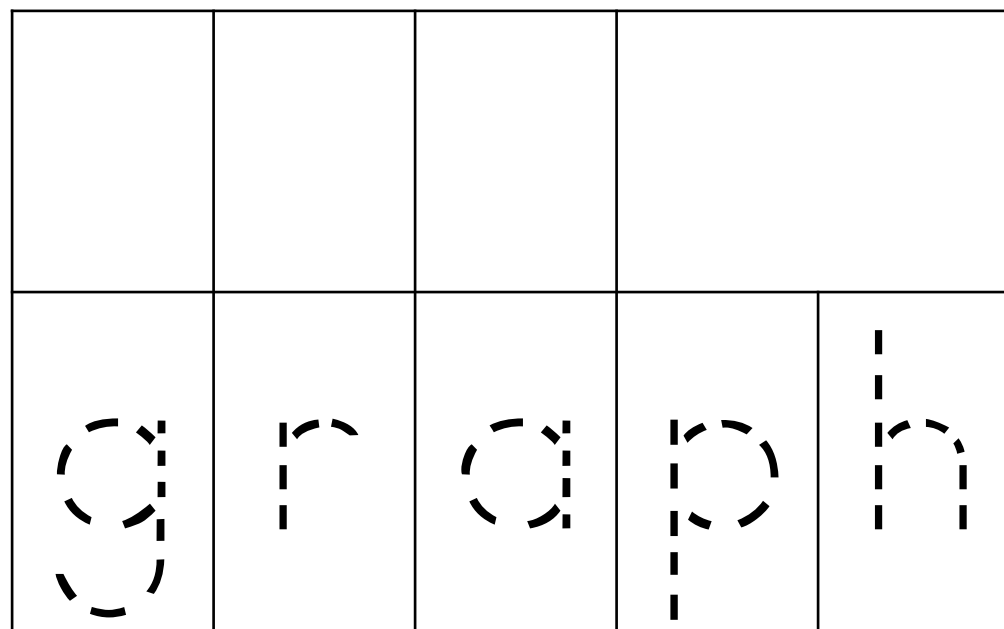
Map Sounds and Letters

Directions: 1. Say the word out loud. Color one box for each sound or use colored chips. 3. Trace and spell the word out loud.

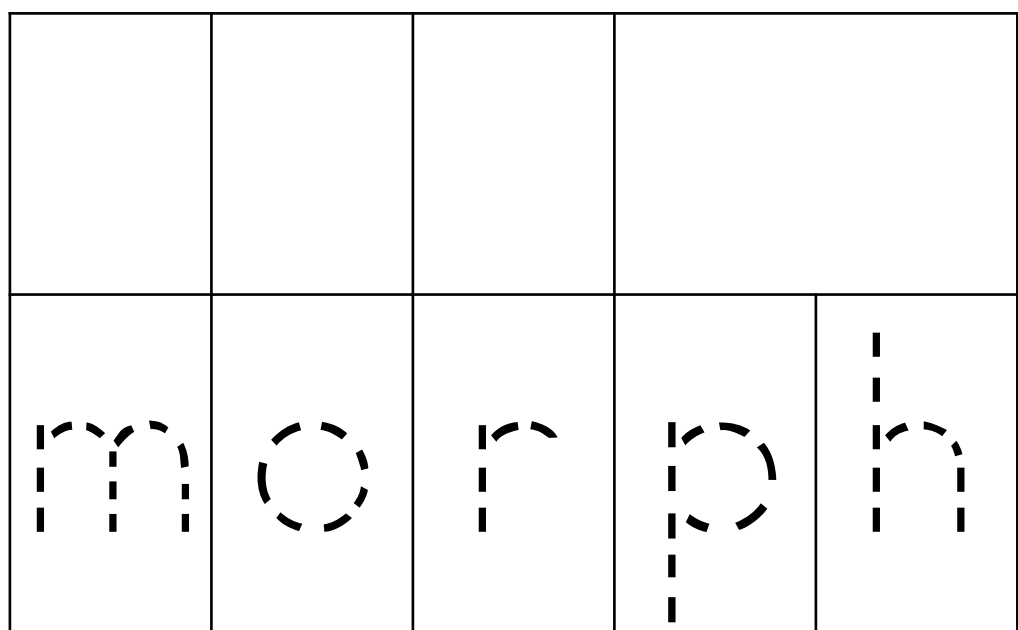
Example: photo



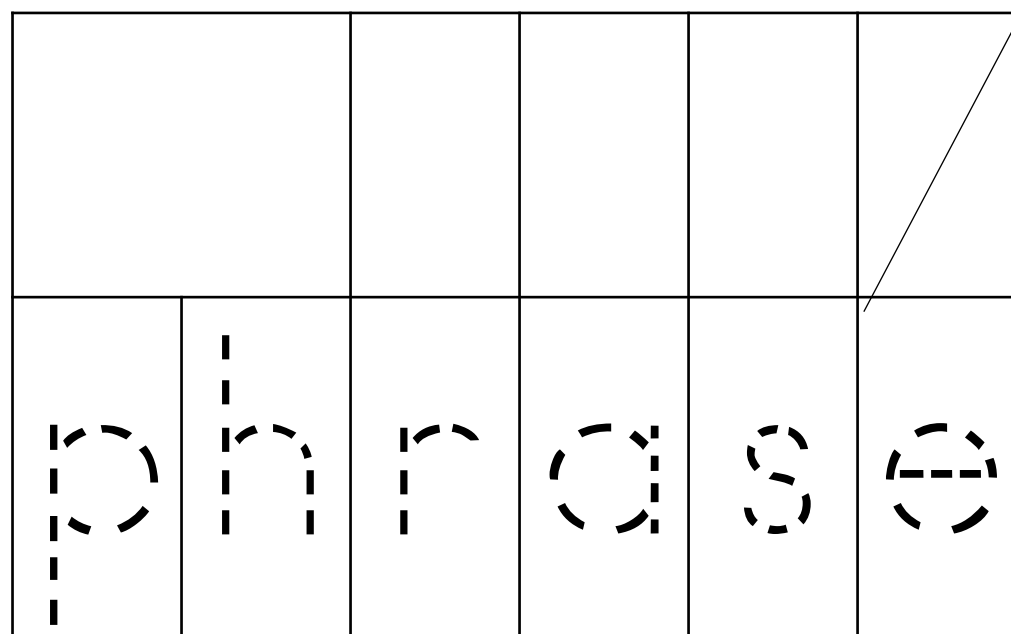
graph



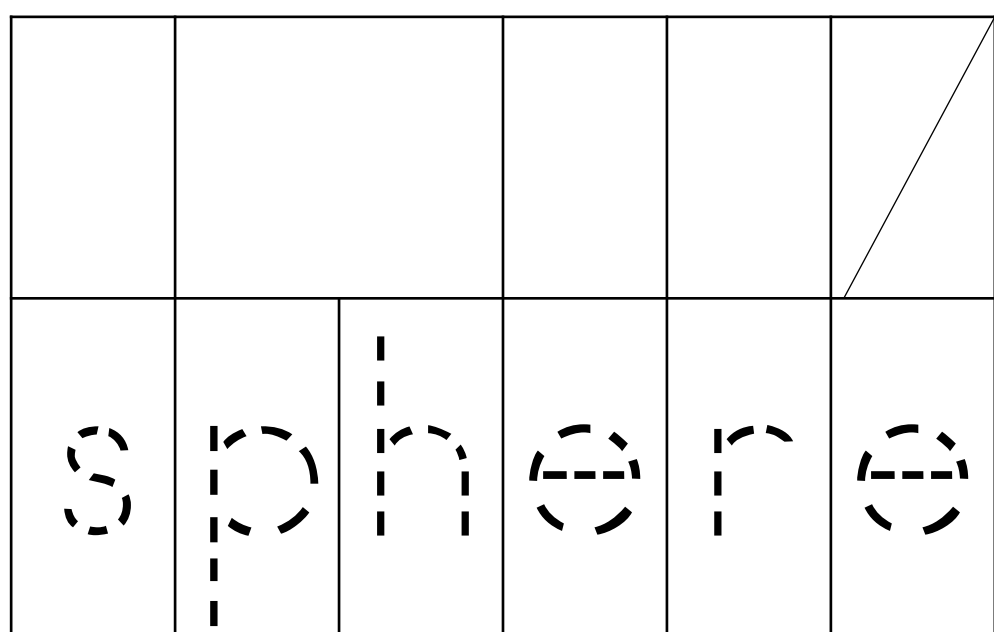
morph



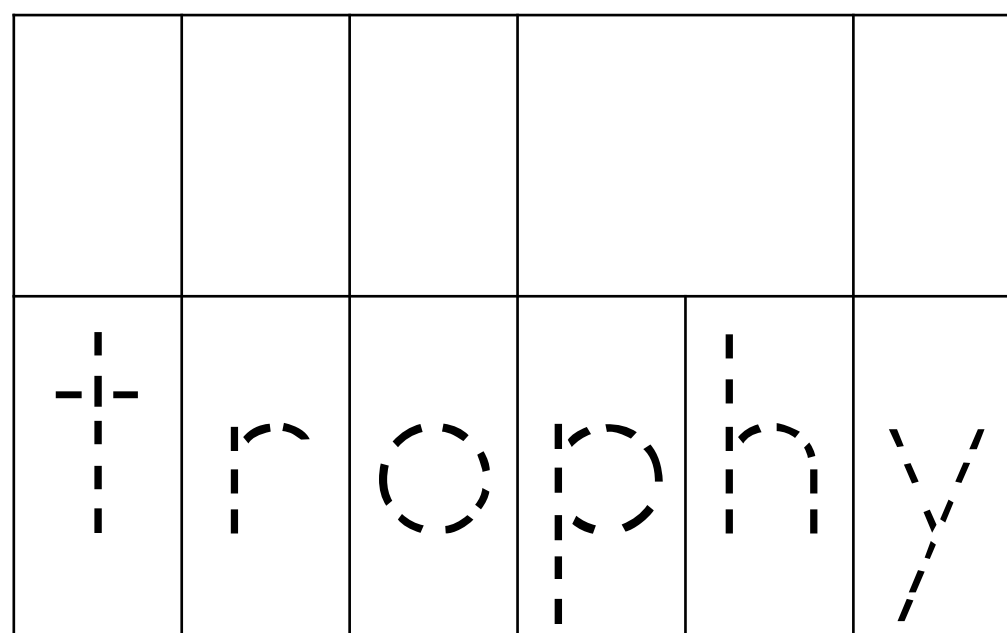
phrase



sphere



trophy



Name: _____Date: _____

Write-A-Sentence

- Directions: 1. Read the words.
2. Write one sentence for each word.

Word	Sentence
phone	
dolphin	
trophy	
graph	
morphed	

Name _____

Date _____

phone

graph

morph

graphite

dolphin

sphere

phonics

phon

trophy

Sing the alphabet song to Phil.

Name: _____

Date: _____^{ph}

Fill In The Blanks

Directions: 1. Read the words in the word box.

2. Fill in the blanks with the correct word.

morphed

graph

phone

phonics

dolphin

sphere

1. Will the _____ let Steph swim with him?
2. The _____ will show the winning number.
3. The butterfly just _____ last week.
4. _____ will help reading and spelling.
5. Did Ralph drop the new _____ outside?
6. A round object may be called a _____.

Sentence Strips

The caterpillar will morph into a butterfly in two weeks.

Make a tally chart and then graph it to see the findings.

“Turn off the phone when the show starts,” said the speaker.

“A globe is a sphere,” explained Miss Phillips.

While on a trip to the beach, we got to swim with the dolphins!

“May I pass the first prize trophy to Phil?” asked Steph.

A typhoon pounded the west coast last Sunday.

Ralph left the bike resting on the hot asphalt.

The Phone: Then and Now

Many years have gone by from the time the phone was invented by a man with the last name Bell. Bell might get quite a surprise if he checked in to see how the phone morphed.

A phone might no longer need to be fixed to a wall for good. Many have a phone on them all the time. No matter where one may go, a phone will be in a hand, on an ear, or in a bag or coat.

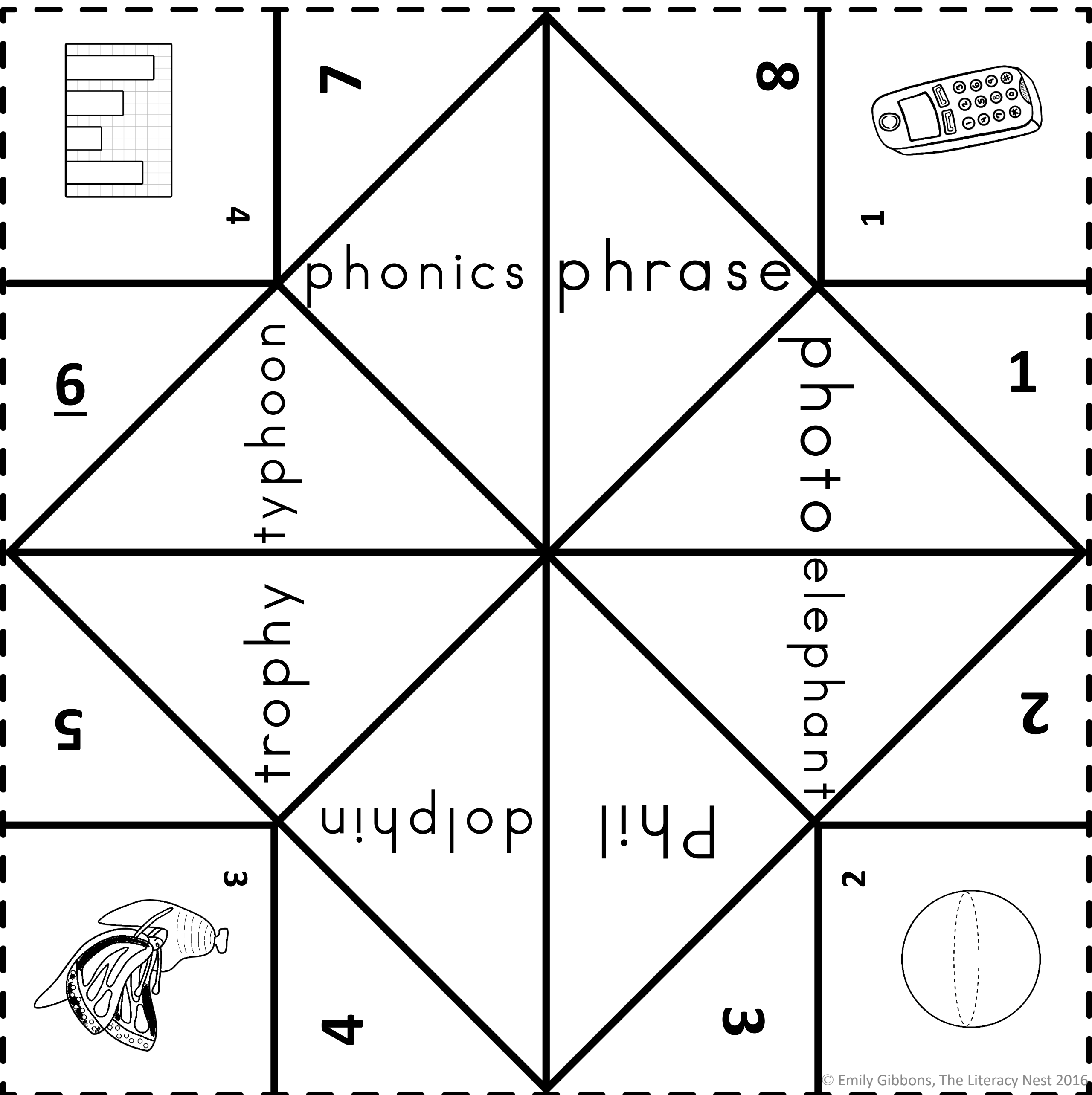
Payphones could be found on many street corners, in shops or in hallways. When one needed a phone, and they were not at home, they would stick a dime or quarter in a payphone to make a call. Now there are not many payphones at all. Most payphones were torn down. Why? Many have a phone on them and just do not need one.

Bell would have a big surprise if he spied to see how something he invented could play a huge part of one's life each day.


Highlight all the ph words in yellow.

Cootie Catcher

To play: 1. Choose a number. Open and close the cootie catcher back and forth that number of times. 2. Choose a number. Open and close the cootie catcher back and forth that number of times. 3. Choose a number and open the flap. 4. Read both words. 5. Choose one word to spell. 6. Play again.




Swim With The Dolphins




Materials: Dolphin game board, word cards (shuffled WELL), PH word list, dry erase board, marker, and eraser or a sand tray






Directions

1. Decide who will go first.
2. One player will hold the cards, while the other will read and spell.
3. The player holding the card deck face down will place one card at a time onto the white rectangle. The other player will read each word out loud.
4. When a player places a card with a picture of a dolphin in the rectangle, the other player calls out, "DOLPHIN!" Then they will be given a PH word to spell out on their white board or sand tray.
5. If they spell the word incorrectly, they will try again.
6. Players switch roles and repeat directions 2-5.
7. Keep playing until you reach the end of the deck.



PH Word Cards (front)



				
phone	graph	morph	dolphin	phonics
sphere	phlox	trophy	phony	elephant
graphite	asphalt	typhoon	photo	phrase

Credits: My products are made possible by the following fabulous artists!



This product and all of its contents is for educational purposes only, and is not for resale or redistribution in any form. It was purchased and/or downloaded for a single user, therefore may not be distributed without purchasing an additional user license available in my store. Please contact me, the seller for additional license information.

Emily Gibbons, © 2015-2020

<https://www.teacherspayteachers.com/Store/Emily-Gibbons-The-Literacy-Nest>

