

24 pages  
of  
practice &  
games!

~TH~

THUMB

COMPLETE

~Digraph~  
Practice



Dear Educator,

Thank you for your purchase! This is the first of five sets for digraph practice, compatible with OG instruction. This resource may be used in a 1:1 setting, small group or even whole class, depending on your needs.

NOTE: Please pay special attention to the Table of Contents. This is the order of instruction I recommend. It progresses from words and sounds, to sentences and a fully decodable story. Three games are included at the end to use at any point in your instruction. They make great review centers.

If you enjoyed using this set, please be sure to check back for the other digraph sets. I'm adding more throughout the month of Feb-March, 2015. 😊

Thank you so much for choosing my store for your classroom needs. I do appreciate your patronage. Please be sure to leave feedback on this resource. It helps me, future customers, and you'll earn credit towards new purchases!

Sincerely,  
[Emily Gibbons](#)

# Table of Contents

4	th Mini Poster
5	th Play-dough Mat
6	th Words and Sentences List
7-8	Picture Cards (for tapping out sounds)
9-10	Tap It Out, Find The Digraph
11	Missing Letters
12	Letter Boxes
13	Word Sort cards for th
14-15	Word Sort Recording Sheet and Answer Key
16	Matching Rhyming Words
17	Drawing Sentences
18	Sentence Strips
19	Sentence Strips Mix-Up
20	Recording Sheet
21	Fill-In-The-Blank Sentences
22	Decodable Fluency Passage
23-27	Games
28	Credits

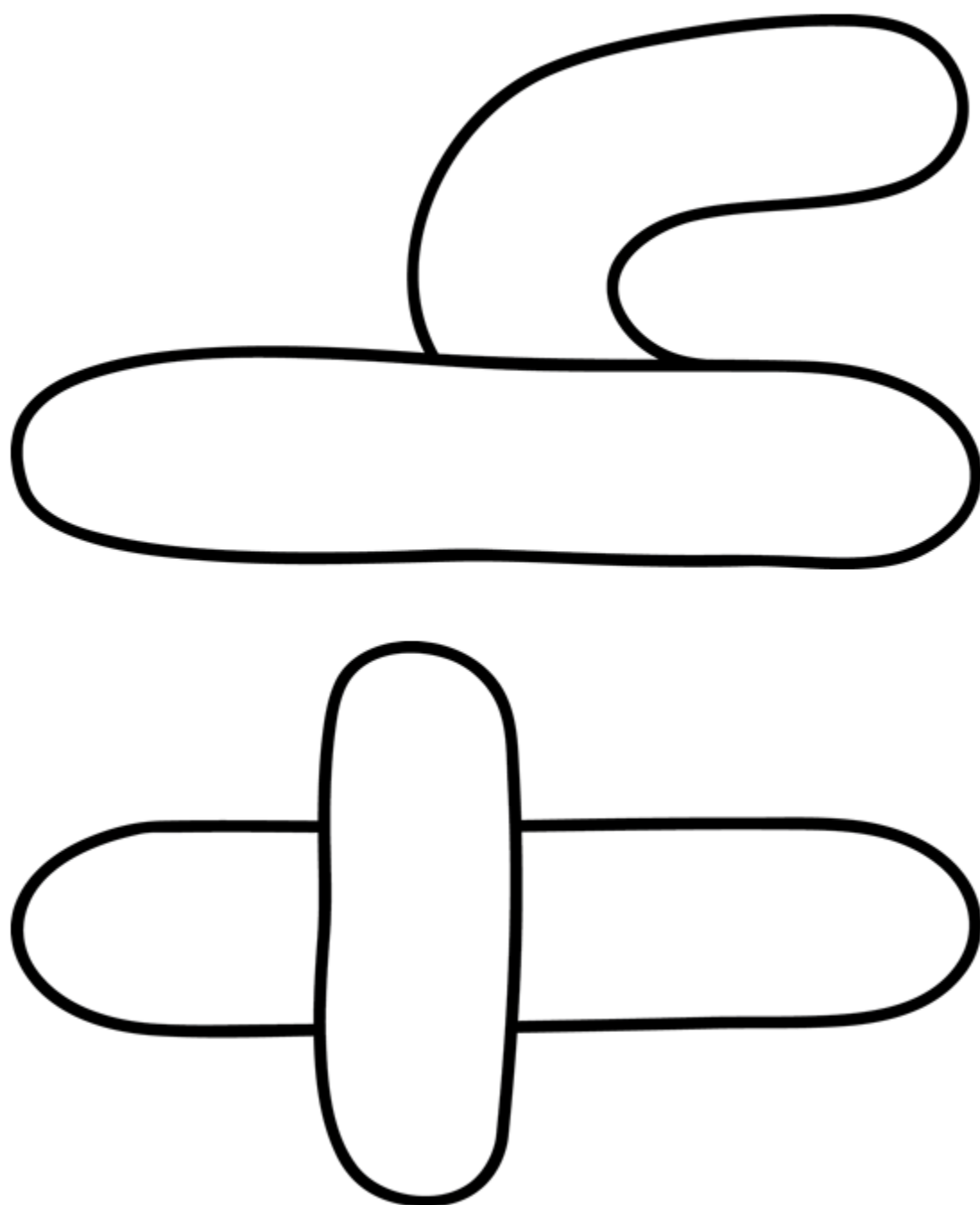




th

thumb

\ th \



th

thumb

\th\



### Words To Read

this

thin

that

then

path

cloth

moth

thud

thug


them

math


with

### Sentences To Read


1. This path is not on the map.
2. The red cloth has a moth on it.



--	--	--




--	--	--



--	--	--



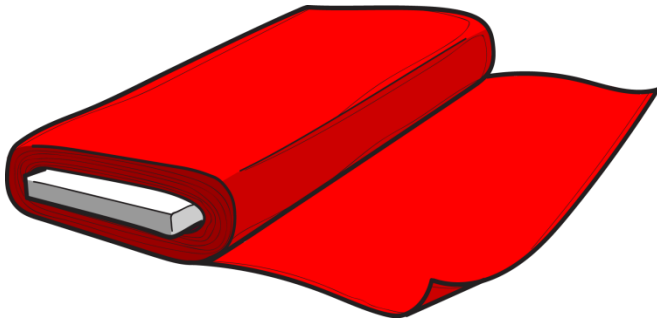
--	--	--




--	--	--



--	--	--



--	--	--	--



--	--	--	--



Name: \_\_\_\_\_



















Date: \_\_\_\_\_

## Tap it out!

Directions: 1. Read the word.

2. Say each sound in the word.

3.. Tap one box for each sound in the word.

Word	1	2	3
thin			
math			
path			
them			
that			
thud			

Name: \_\_\_\_\_

Date: \_\_\_\_\_

## Find The Digraph!

Directions: 1. Read the word.

2. Check the 'B' column if the digraph is the first sound.

3. Check the 'E' column if the digraph is the final sound.

Word	B	E
bath		
thin		
moth		
thud		
cloth		
tenth		

Name: \_\_\_\_\_


Date: \_\_\_\_\_

## Missing Letters

Directions: 1. Say the name of each picture.

2. Fill in the missing letters.

1.



ma \_ \_

2.



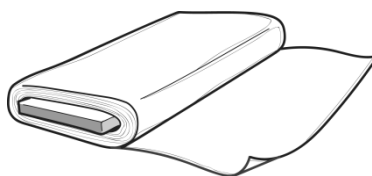
ba \_ \_

3.




\_ \_ in

4.



clo \_ \_

5.




mo \_ \_

6.



\_ \_ ud

7.



ten \_ \_

8.



pa \_ \_

Name: \_\_\_\_\_

Date: \_\_\_\_\_

## Letter Boxes

Directions: 1. Say the name of each picture.


2. Fill in the missing letters in the boxes.

1.




--	--	--	--

2.



--	--	--	--

3.




--	--	--	--

4.



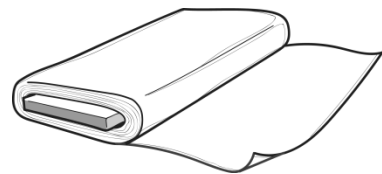
--	--	--	--

5.



--	--	--	--

6.




--	--	--	--

7.



--	--	--	--

8.



--	--	--	--

Digraph th word sort

thin

math

this

that

path

them

moth

bath

thud

tenth

fifth

thug

Name: \_\_\_\_\_

Date: \_\_\_\_\_

Directions: 1. Sort your word cards.

2. Write the words in the correct category.

<b>Starts with a digraph</b>	<b>Ends with a digraph</b>

Name: \_\_\_\_\_

Date: \_\_\_\_\_

Directions: 1. Sort your word cards.

2. Write the words in the correct category.

<b>Starts with a digraph</b>	<b>Ends with a digraph</b>
thin	math
this	path
that	moth
them	bath
thud	tenth
thug	fifth

Name: \_\_\_\_\_

Date: \_\_\_\_\_

Matching: Match the word in the first column to a rhyming word in the second column by drawing a line.

bath

thud

mud

bug

that

pin

thin

path

them

sat

thug

hem

Choose one rhyming pair and write each one in a sentence.

\_\_\_\_\_

\_\_\_\_\_

\_\_\_\_\_

\_\_\_\_\_

\_\_\_\_\_

\_\_\_\_\_

\_\_\_\_\_

\_\_\_\_\_

\_\_\_\_\_

\_\_\_\_\_



Name: \_\_\_\_\_

Date: \_\_\_\_\_

Draw it!

Directions: 1. Read each sentence.

2. Draw a picture for each sentence.

Math class is at ten.

The thin moth did sit.

The flag is on the path.

The tan dog had a bath.

Did Seth drop the cloth?

A log fell and went thud.

# Sentence Strips

A twig is on the path.

Seth did run and win.

This fat cat is not sad.

Is Nat in the math class?

“Pass that bat,” said Jess.

The red lid went thud.

A tan moth did sit on that log.

Did Thad win at chess?

Sentence Mix-ups: Cut apart each sentence strip.

On a separate piece of paper rewrite each sentence correctly.

the path on a twig is.

run did win Seth and.

sad cat is this fat not.

math is the class in Nat?

said Jess that bat pass.

red the lid thud went.

a log that did sit on a tan moth.

win did chess at Thad?

Name: \_\_\_\_\_

Date: \_\_\_\_\_

1

2

3

4

5

6

7

8

Name: \_\_\_\_\_

Date: \_\_\_\_\_

## Fill In The Blanks

Directions: 1. Read the words in the word box.

2. Fill in the blanks with the correct word.

thud

path

bath

them

tenth

cloth

1. The van went \_\_\_\_\_ and did not stop .
2. Seth did not sit in the \_\_\_\_\_
3. The twig on the \_\_\_\_\_ had a bug.
4. Jess did win the \_\_\_\_\_ spot.
5. Get the red \_\_\_\_\_ on the mat.
6. Russ will run with \_\_\_\_\_ .

## The Thin Path

Seth ran on a thin path. The thin path had a big log. On the log sat a moth. "That moth is not well," said Seth. Seth did get that moth on the log.

Then, Seth ran on the thin path with the moth. Seth and the moth got bugs and sat on a red cloth to rest.

Seth did skip on the thin path with the moth. Just then, a log fell and went, "Thud!" Seth did run fast and left that sad moth.

---

Draw a picture of Seth and the moth.


# Follow That Moth!

## Help the moth out of its cocoon!

**Materials:** Game board, word cards, white board, marker, and eraser (optional), one, 6-sided, number cube

### Directions

1. Decide who will go first.
2. Roll the number cube. Move ahead that number of spaces.
3. Land on...
  - A moth—Move ahead one space.
  - A leaf—Skip a turn.
  - An egg—Find rhyming pairs of words.
  - Larva—Read the words with a digraph at the beginning.
  - A caterpillar—Read the words with a digraph at the end.
  - A cocoon—Read all the words.
4. The person who reaches the finish line wins the game.



**START**



**FINISH**



# Word Cards

this

that

them

thud

thug

moth

path

math

with

pith

bath

Seth

then

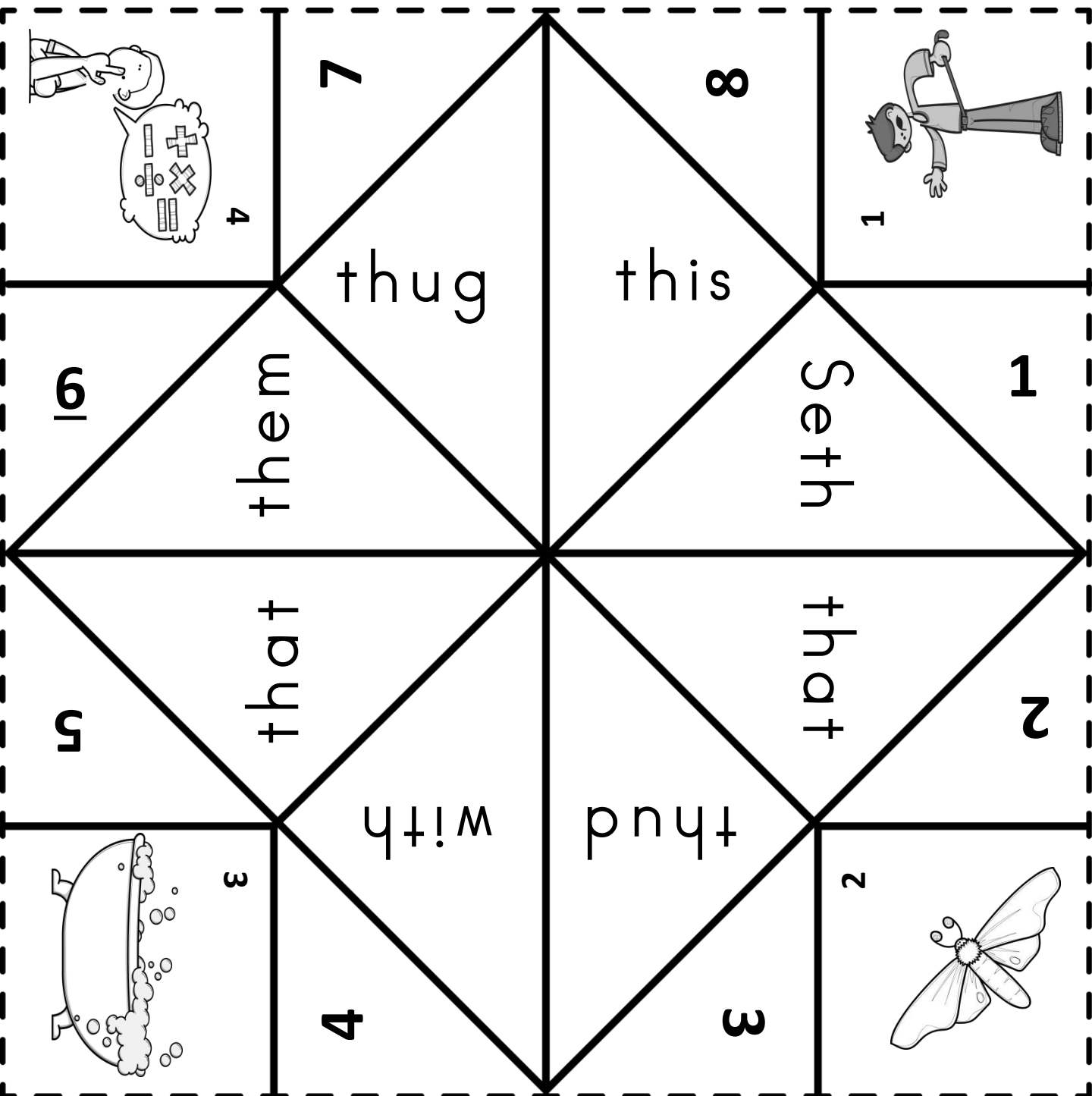
cloth

fifth

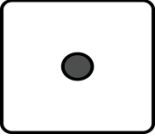
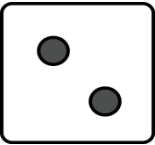




tenth

# Digraph Cootie Catcher


To play: 1. Choose a number. Open and close the cootie catcher back and forth that number of times. 2. Choose a number. Open and close the cootie catcher back and forth that number of times. 3. Choose a number and open the flap. 4. Read both words. 5. Choose one word to spell. 6. Play again.



# If, then Dice Game

If you roll a...	Then...
	<b>Rhyme Time!</b> Draw a circle around a pair of rhyming words with a connecting line.
	<b>Write it!</b> Choose two words to write on a white board.
	<b>Circle it!</b> Draw a square around a word with a digraph.
	<b>Reading Lines!</b> Read two lines of words.
	<b>Mystery Word!</b> Make up a clue about a word and have someone guess which word you're thinking of.
	<b>Let's Read!</b> Read the sentences.

Credits: My products are made possible by the following fabulous artists!



### Fonts 4 Teachers

This product and all of its contents is for educational purposes only, and is not for resale or redistribution in any form. It was purchased and/or downloaded for a **single user**, therefore may not be distributed without purchasing an additional user license available in my store. Please contact me, the seller for additional license information.

Emily Gibbons, © 2015

<http://www.teacherspayteachers.com/Store/Emily-Gibbons>

Emily Gibbons, 2014

