

# Multi-Sensory Phonics Packs



- **INITIAL S BLENDS**
- Over 20 practice pages
- Suitable for OG instruction
- Fun games!

*Created by: Emily Gibbons*



Emily Gibbons 2015

## Kick your instruction up a notch!

I hope you enjoy this resource!

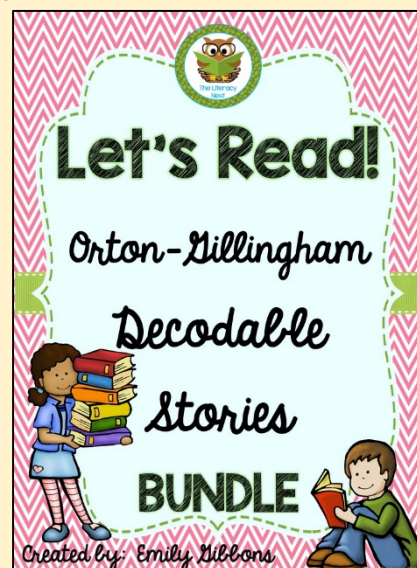
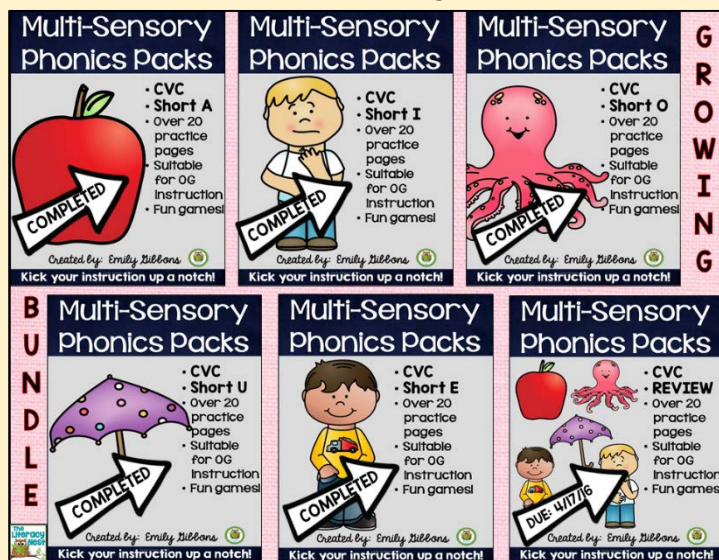
Here are a few ways to stay in touch with me!

- Follow [my store](#).
- Sign up for my monthly email newsletter on [my blog](#). I'll send you important updates and a fun freebie!



You may also like the following resources in my store:  
Just click on any of the images below.

Newly Completed!



[Click here for more Orton-Gillingham resources.](#)

Dear Educator,

Thank you for your purchase! This is a set for practice for S BLENDS. It is compatible with OG or other reading interventions. This resource may be used in a 1:1 setting, small group or even whole class, depending on your needs.

NOTE: Please pay special attention to the Table of Contents. This is the order of instruction I recommend. It progresses from words and sounds, to sentences and a fully decodable story. Tap cards and games are included at the end to use at any point in your instruction. They make great review centers.

If you enjoyed using this set, please be sure to check out my other multi-sensory skill practice sets. I will adding more blend practice packs and creating a HUGE blends bundle with over ten packs in May, 2016. [Click here](#) for more practice sets.

Thank you so much for choosing my store for your classroom needs. I do appreciate your patronage. Please be sure to leave feedback on this resource. It helps me, future customers, and you'll earn credit towards new purchases!

Sincerely,  
Emily Gibbons, [The Literacy Nest](#)

Emily Gibbons, 2016

Looking to share?  
Purchase an  
additional license.



Emily Gibbons, 2016



# ~TABLE OF CONTENTS~







S BLENDS	Activities
5-7	Blend Mini-poster, Play-dough Mats, Word List (Use play-dough or glitter glue.)
8	Draw It
9-11	Tap cards (I do not create one box for blends. Each letter is its own distinct sound, and therefore should have its own box.)
12-15	Matching, Which One Does Not Belong, Follow The Trail (answer key for page 15.)
16-17	Picture Cards, Word Cards
18-19	Sorting Recording Sheet, Answer Key
20-21	Letter Boxes, Missing Letters
22	Lined Paper
23-24	Sentence Strips, Decodable Story
25-26	Cootie Catcher and Spinner Game
27	Credits

# What Is An Initial Blend?

An initial blend is a group of two consonants at the beginning of a word. Each consonant in a blend makes its own sound.



**Ex. snap**



# Initial S Blends

sc sk sm sn sp st sw

scab scat scum skid skin smog smug

smell snap snip snob spit spat spun

step stop swim swam swish skip sniff

## Sentences To Read

1. Will did slip on the sled.
2. When did you plug in the fan on the ship?

Name: \_\_\_\_\_ Date: \_\_\_\_\_

S  
BLENDS

Directions: Draw a picture for each word.

step

swish

scat

smash

skid

snip





scuff



spell




snap




smog





spin



stem




sniff




stop





skip



skid



step



swim



Name: \_\_\_\_\_

Date: \_\_\_\_\_

S  
BLENDS

Matching: Match the word in the first column to a word with the same blend in the second column by drawing a line.

**swim**

**snap**

**smash**

**slush**

**stop**

**spot**

**sniff**

**swish**

**slap**

**step**

**spell**

**smell**

Choose one pair of words and write each one in a sentence.

\_\_\_\_\_

\_\_\_\_\_

\_\_\_\_\_

\_\_\_\_\_

\_\_\_\_\_

\_\_\_\_\_

\_\_\_\_\_

\_\_\_\_\_

\_\_\_\_\_

\_\_\_\_\_

Name: \_\_\_\_\_ Date: \_\_\_\_\_

S  
BLENDS

Which one does not belong?

Directions: 1. Read the words in each row.

2. Circle the word that does not belong.

1. smug      step      smash      smell

2. still      spell      spat      spud

3. snap      snuff      stiff      snag

4. swim      swish      swell      smog

5. slug      step      slot      slam

6. scab      scat      scum      slip



Name: \_\_\_\_\_

Date: \_\_\_\_\_

S  
BLENDS

## Follow The Trail

1. Use a yellow marker to trace a path through all the sm words.
2. Use a blue marker to trace a path through all the st words.
3. Use a red marker to trace a path through all the sn words.

snip	less	smut	stuff
snuff	smit	step	bled
snag	stag	smith	flip
stun	sniff	snob	smash
gloss	still	smog	snug
START HERE smell	smug	stop	snap

Name: \_\_\_\_\_

Date: \_\_\_\_\_

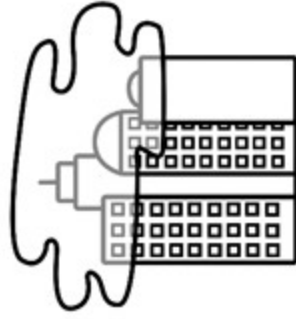

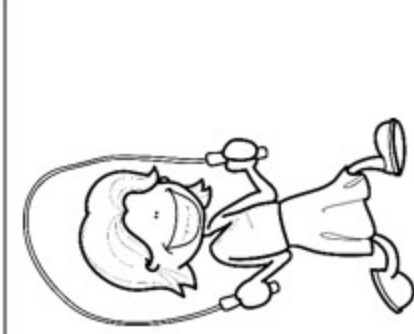
S  
BLENDS

## Follow The Trail ANSWER KEY

1. Use a yellow marker to trace a path through all the sm words.
2. Use a blue marker to trace a path through all the st words.
3. Use a red marker to trace a path through all the sn words.

snip	less	smut	stuff
snuff	smit	step	bled
snag	stag	smith	flip
stun	sniff	snob	smash
gloss	still	smog	snug
START HERE smell	smug	stop	snap

# S Blends Picture Sort



## S Blends Word Sort

**skip**

**skid**

**scuff**

**smog**

**snap**

**sniff**

**spin**

**spell**

**step**

**stop**

**stem**

**swim**

Name: \_\_\_\_\_ Date: \_\_\_\_\_

S  
BLENDS

Directions: Sort the picture or word cards into categories. Write each word in the correct category.

S  
Blends

sk

sc

sm

sn

sp

st

sw



Name: ANSWER KEY

Date: \_\_\_\_\_

S  
BLENDS

Directions: Sort the picture or word cards into categories. Write each word in the correct category.

<b>S</b> <b>Blends</b>	<b>sk</b> <b>skip, skid</b>
<b>sc</b> <b>scuff</b>	<b>sm</b> <b>smog</b>
<b>sn</b> <b>snap, sniff</b>	<b>sp</b> <b>spin, spell</b>
<b>st</b> <b>step, stop,</b> <b>stem</b>	<b>sw</b> <b>swim</b>

Name: \_\_\_\_\_

Date: \_\_\_\_\_

S  
BLENDS

# Letter Boxes

Directions: 1. Say the name of each picture.

2. Fill in the missing letters in the boxes.

1.



--	--	--	--

2.



--	--	--	--

3.



--	--	--	--

4.



--	--	--	--

5.




--	--	--	--

6.



--	--	--	--

7.



--	--	--	--

8.



--	--	--	--

Name: \_\_\_\_\_

Date: \_\_\_\_\_

S  
BLENDS

## Missing Letters

Directions: 1. Say the name of each picture.

2. Fill in the missing letters.

1.



\_\_\_\_\_

2.



\_\_\_\_\_

3.



\_\_\_\_\_

4.




\_\_\_\_\_

5.



\_\_\_\_\_

6.



\_\_\_\_\_

7.



\_\_\_\_\_

8.



\_\_\_\_\_

Name:

Date:

Kim did skid and got a cut on  
the scab.

“Stop that van!” Stan did yell.

Swim to the spot and tap the  
frog.

Sam did sniff a bad smell.

“Snip the grass,” said Dad.

“Scat cat!” Mom did yell when  
the bag fell.



## Stan

Stan had a pal, Dan. Stan and Dan were on a trek in a van to a bog. Stan and Dan did get off the van. Stan did step on scum and had a skid. Dan did scan the bog to snag a slug.

Stan and Dan did stop on a log. The log had a slug on it. Stan did flip the slug, but had to skid on the log. The slug did slip off. Dan said, "Stan! Was the slug on the log?"

Stan did nod. Stan and Dan did scan the log to spot a frog, but did not spot a pad. Stan and Dan did trek to the van. Stan and Dan did not get a slug and a frog.


-----

Highlight all the words with a S blend in **yellow**.

# Cootie Catcher

S  
BLENDS

To play: 1. Choose a number. Open and close the cootie catcher back and forth that number of times. 2. Choose a number. Open and close the cootie catcher back and forth that number of times. 3. Choose a number and open the flap. 4. Read both words. 5. Choose one word to spell. 6. Play again.






# Spin-A-Blend


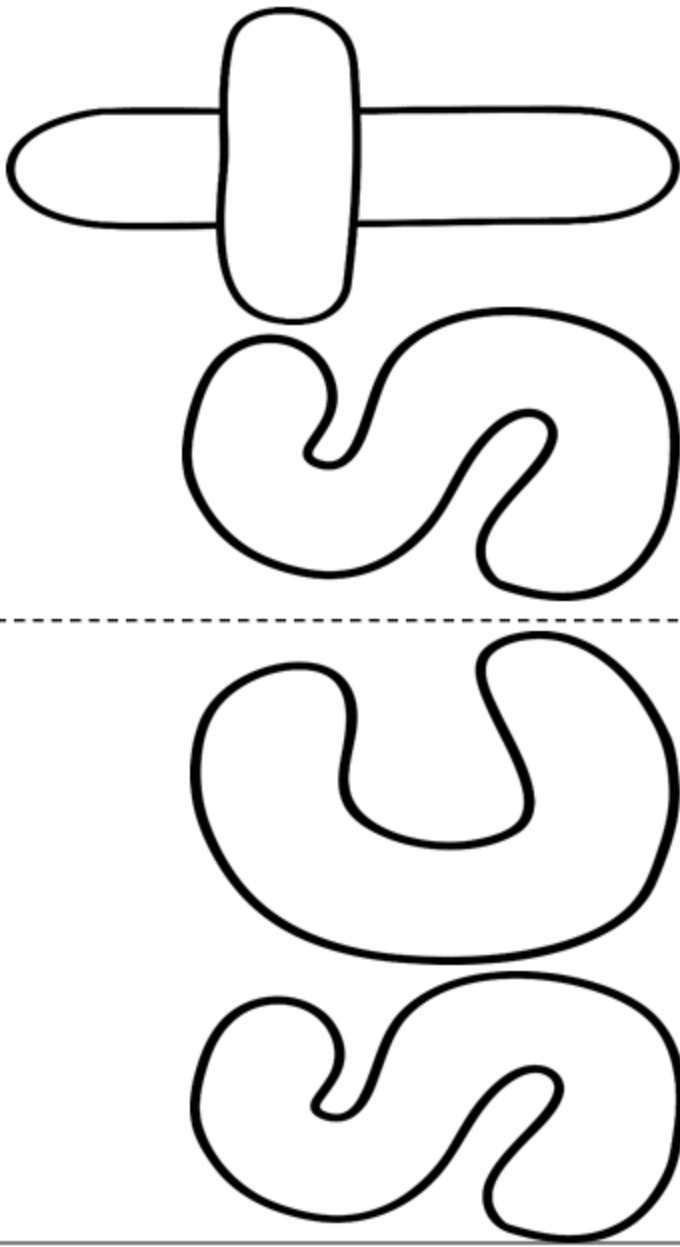


## To Play:

1. Spin the spinner.
2. Color a word with the blend you landed on.
3. To win: Be the first to color every word on your whole grid.

swim	spell	skin	scum	smell	stop
slush	scuff	slug	spin	sniff	slap
snuff	slip	swish	scat	smug	skip
smog	spat	skid	stem	smash	snip
spud	snap	scab	swam	slash	slop







Credits: My products are made possible by the following fabulous artists!



This product and all of its contents is for educational purposes only, and is not for resale or redistribution in any form. It was purchased and/or downloaded for a single user, therefore may not be distributed without purchasing an additional user license available in my store. Please contact me, the seller for additional license information.

Emily Gibbons, © 2016

<https://www.teacherspayteachers.com/Store/Emily-Gibbons-The-Literacy-Nest>

