


Multi-Sensory Phonics Packs



- **INITIAL R BLENDS**
- Over 20 practice pages
- Suitable for OG instruction
- Fun games!

Created by: Emily Gibbons



Kick your instruction up a notch!

I hope you enjoy this resource!

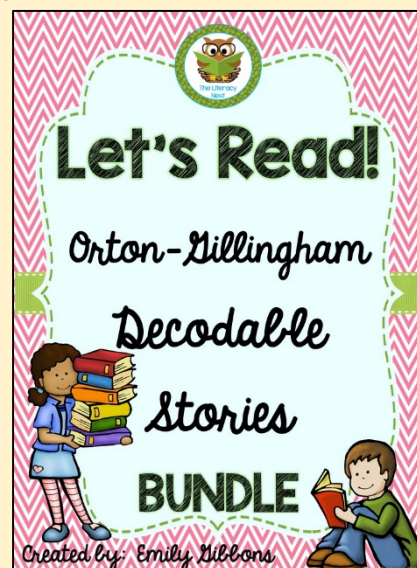
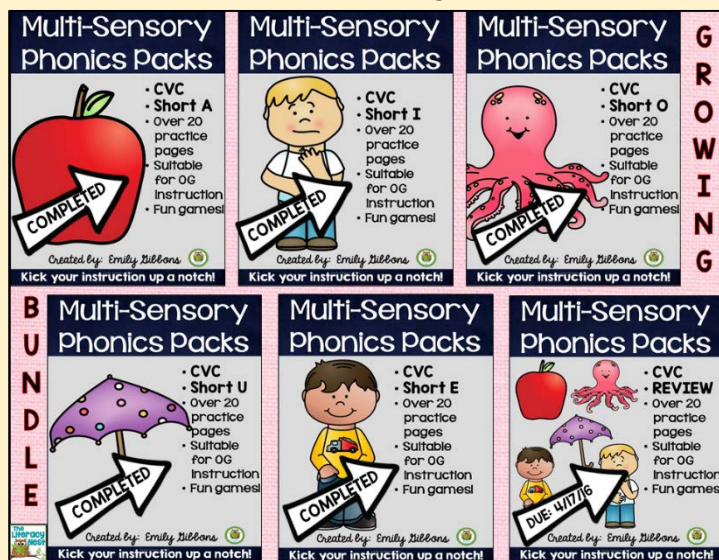
Here are a few ways to stay in touch with me!

- Follow [my store](#).
- Sign up for my monthly email newsletter on [my blog](#). I'll send you important updates and a fun freebie!



You may also like the following resources in my store:
Just click on any of the images below.

Newly Completed!



[Click here for more Orton-Gillingham resources.](#)

Dear Educator,

Thank you for your purchase! This is a set for practice for R BLENDS. It is compatible with OG or other reading interventions. This resource may be used in a 1:1 setting, small group or even whole class, depending on your needs.

NOTE: Please pay special attention to the Table of Contents. This is the order of instruction I recommend. It progresses from words and sounds, to sentences and a fully decodable story. Tap cards and games are included at the end to use at any point in your instruction. They make great review centers.

If you enjoyed using this set, please be sure to check out my other multi-sensory skill practice sets. I will adding more blend practice packs and creating a HUGE blends bundle with over ten packs in May, 2016. [Click here](#) for more practice sets.

Thank you so much for choosing my store for your classroom needs. I do appreciate your patronage. Please be sure to leave feedback on this resource. It helps me, future customers, and you'll earn credit towards new purchases!

Sincerely,
Emily Gibbons, [The Literacy Nest](#)

Emily Gibbons, 2016

Looking to share?
Purchase an
additional license.



Emily Gibbons, 2016

~TABLE OF CONTENTS~


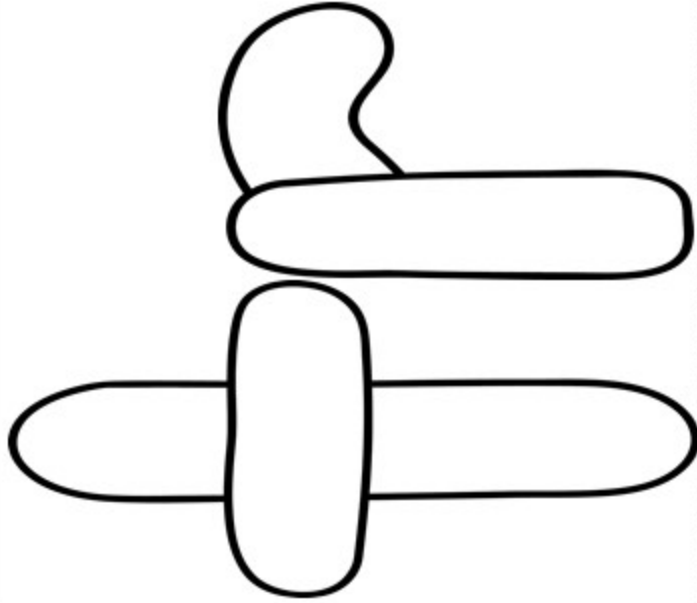

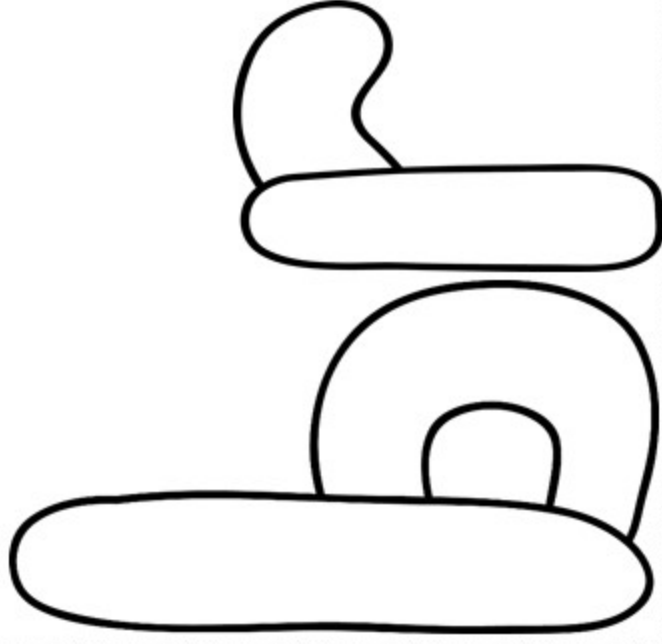

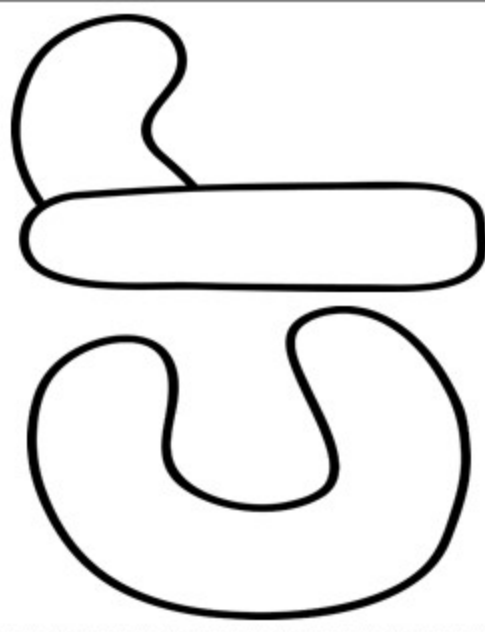
R BLENDS	Activities
5-8	Blend Mini-poster, Play-dough Mats, Word List (Use play-dough or glitter glue.)
9	Draw It
10-12	Tap cards (I do not create one box for blends. Each letter is its own distinct sound, and therefore should have its own box.)
13-16	Matching, Which One Does Not Belong, Follow The Trail (answer key for page 15.)
17-18	Picture Cards, Word Cards
19-20	Sorting Recording Sheet, Answer Key
21-22	Letter Boxes, Missing Letters
23	Lined Paper
24-25	Sentence Strips, Decodable Story
26-29	Cootie Catcher and Game Materials
30	Credits


What Is An Initial Blend?

An initial blend is a group of two consonants at the beginning of a word. Each consonant in a blend makes its own sound.



Ex. dress





Initial R Blends

br cr fr gr pr tr dr

brag brim crab crib cross fret frog

grab grass grad grip prep prop press

trap trot trip drag drip drop dress

Sentences To Read

1. Trap a frog in the grass.
2. Will Sam set up the crib?

Name: _____ Date: _____

R
BLENDS

Directions: Draw a picture for each word.

cross


prop

fresh


grab

brag

drum




brim



trap



grab



crib







frizz



drip




dress



crab





grid



press



frog



grin



Name: _____

Date: _____

R
BLENDS

Matching: Match the word in the first column to a word with the same blend in the second column by drawing a line.

prop

crop

brim

fresh

drop

grab

fret

drag

grip

brag

crab

press

Choose one pair of words and write each one in a sentence.

Name: _____ Date: _____

R
BLENDS

Which one does not belong?

Directions: 1. Read the words in each row.

2. Circle the word that does not belong.

1. drip drop drag dab

2. press prim plop prep

3. brim blip brit broth

4. glad grad grass grub

5. trip trap trim ten

6. crab crib club cross

Name: _____

Date: _____

R
BLENDS

Follow The Trail

1. Use a yellow marker to trace a path through all the br words.
2. Use an orange marker to trace a path through all the gr words.
3. Use a red marker to trace a path through all the dr words.

slip	drug	brass	grub
drab	brat	grad	glad
drill	grill	broth	gold
grip	drum	dress	brit
bless	grass	brig	drop
START HERE brim	brag	grab	drip

Name: _____

Date: _____

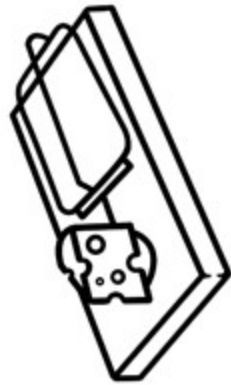
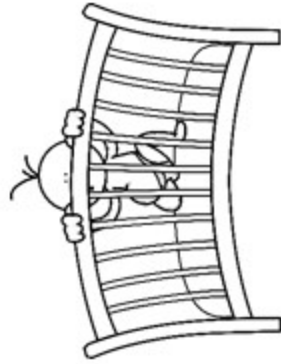
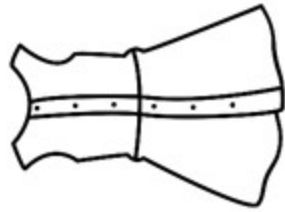
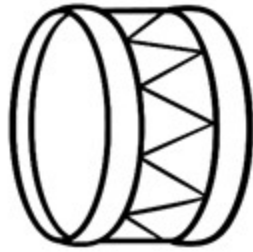
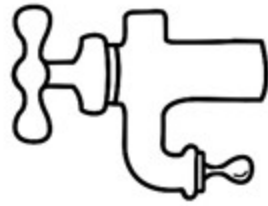
R
BLENDS

Follow The Trail

1. Use a yellow marker to trace a path through all the br words.
2. Use a blue marker to trace a path through all the gr words.
3. Use a red marker to trace a path through all the dr words.

slip	drug	brass	grub
drab	brat	grad	glad
drill	grill	broth	gold
grip	drum	dress	brit
bless	grass	brig	drop
START HERE brim	brag	grab	drip

R Blends Picture Sort



R Blends Word Sort

brim	brush	drip	drum
dress	crab	crash	crib
grin	grab	grass	frog
frizz	trap	trip	press

Name: _____ Date: _____

R
BLENDS

Directions: Sort the picture or word cards into categories. Write each word in the correct category.

R Blends	br
dr	cr
gr	fr
tr	pr

Name: ANSWER KEY

Date: _____

R
BLENDS

Directions: Sort the picture or word cards into categories. Write each word in the correct category.

<p>R</p> <p>Blends</p>	<p>br</p> <p>brim, brush</p>
<p>dr</p> <p>drip, drum</p> <p>dress</p>	<p>cr</p> <p>crab, crash</p> <p>crib</p>
<p>gr</p> <p>grin, grab</p> <p>grass</p>	<p>fr</p> <p>frog, frizz</p>
<p>tr</p> <p>trap, trip</p>	<p>pr</p> <p>press</p>

Name: _____

Date: _____

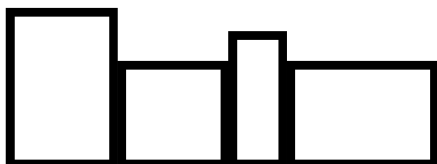

R
BLENDS

Letter Boxes


Directions: 1. Say the name of each picture.

2. Fill in the missing letters in the boxes.

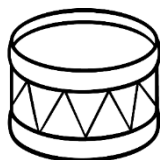
1.



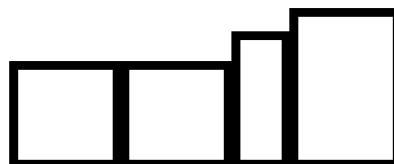

2.




3.



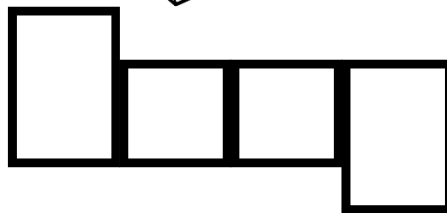

4.



5.




6.



7.



8.



Name: _____

Date: _____

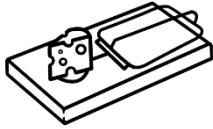
R
BLENDS

Missing Letters


Directions: 1. Say the name of each picture.

2. Fill in the missing letters.

1.



2.



3.



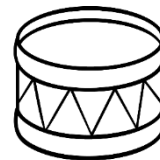
4.




5.



6.



7.



8.



Name:

Date:

The big tan frog got in a trap.

“The cab did crash with the drum set!” Brit did yell.

The tot sat in the crib with a grin.

Did Gran press the red dress?

Grab the grub on the grass!

The glad grad had a brass bell.

Class Trip

Brad and Brit were on a class trip.

Brad and Brit got on a tram and did trek with the class. When the class did get to the spot, Brad and Brit did brag. Brad did trap a big crab. Brit did grab and trap a big clam.

Brad and Brit did grip the clam and the crab. The big crab did grip Brad. The big clam did grip Brit. Brad and Brit did fret.

Brad and Brit had to drop the crab and the clam. The class did trek to the tram. Brad and Brit were mad on the class trip.

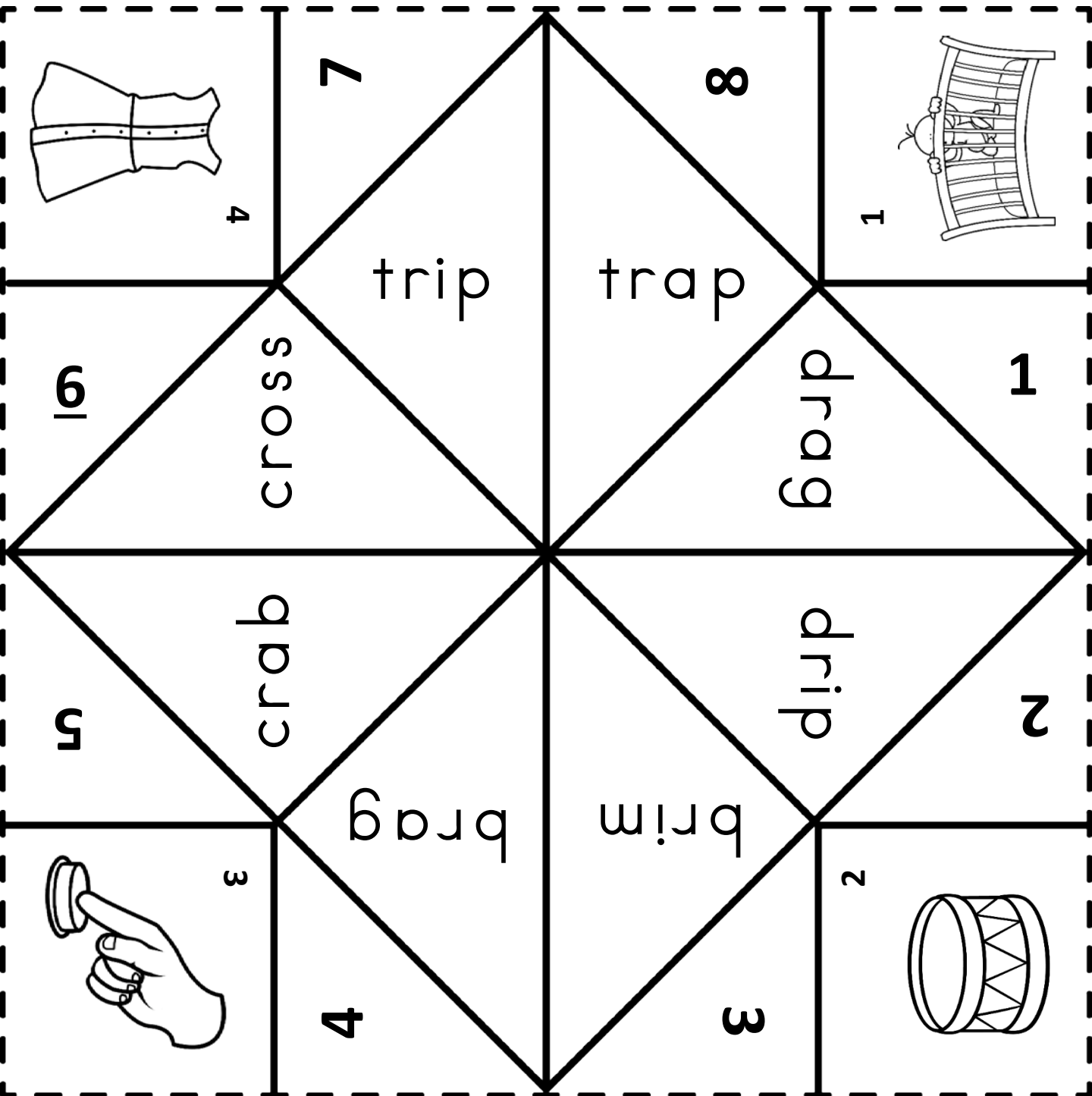
Draw a picture of Brad and Brit on the trip.




Cootie Catcher



R
BLENDS

To play: 1. Choose a number. Open and close the cootie catcher back and forth that number of times. 2. Choose a number. Open and close the cootie catcher back and forth that number of times. 3. Choose a number and open the flap. 4. Read both words. 5. Choose one word to spell. 6. Play again.





CRAB GRAB CONCENTRATION



Materials: 1 set of concentration cards, shuffled and placed face down in a 4x4 array

Directions:


1. Players take turns by turning over two cards. Try to make matches of the same words. A match is when you find two of the **SAME BLEND**.
2. When you make a match, keep both cards. If they don't match, put them back where you found them.
3. The person with the most matches wins!
4. Reshuffle the cards well, and play again.

FLIP-FLOP Concentration: Cut out these cards and shuffle them well.

Arrange them in a 4 by 4 array face down.

fret	frizz	grip	grab
crab	crop	press	prop
drum	drill	brim	brag
trip	trap	dress	drop

Front Side of Concentration cards. Photocopy this page double-sided to page 26 on cardstock to prevent seeing the words printed on the other side.



Credits: My products are made possible by the following fabulous artists!



This product and all of its contents is for educational purposes only, and is not for resale or redistribution in any form. It was purchased and/or downloaded for a single user, therefore may not be distributed without purchasing an additional user license available in my store. Please contact me, the seller for additional license information.

Emily Gibbons, © 2016

<https://www.teacherspayteachers.com/Store/Emily-Gibbons-The-Literacy-Nest>

