

Multi-Sensory Phonics Packs



- **FINAL L BLENDS**
- Over 20 practice pages
- Suitable for OG instruction
- Fun games!

Created by: Emily Gibbons



Emily Gibbons 2015

Kick your instruction up a notch!

I hope you enjoy this resource!

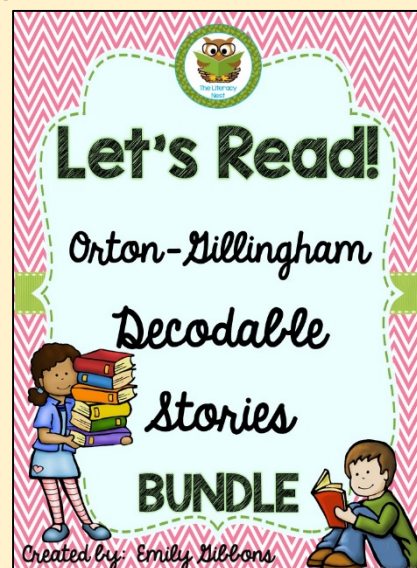
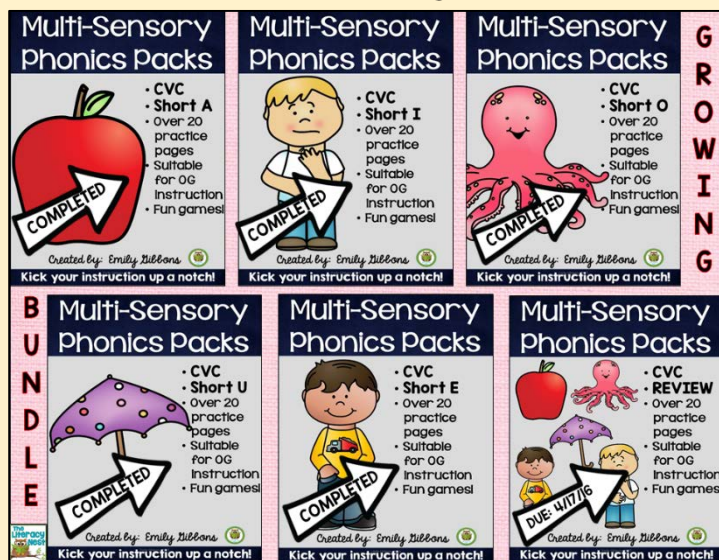
Here are a few ways to stay in touch with me!

- Follow [my store](#).
- Sign up for my monthly email newsletter on [my blog](#). I'll send you important updates and a fun freebie!



You may also like the following resources in my store:
Just click on any of the images below.

Newly Completed!



[Click here for more Orton-Gillingham resources.](#)

Dear Educator,

Thank you for your purchase! This is a set for practice for FINAL L BLENDS. It is compatible with OG or other reading interventions. This resource may be used in a 1:1 setting, small group or even whole class, depending on your needs.

NOTE: Please pay special attention to the Table of Contents. This is the order of instruction I recommend. It progresses from words and sounds, to sentences and a fully decodable story. Tap cards and games are included at the end to use at any point in your instruction. They make great review centers.

If you enjoyed using this set, please be sure to check out my other multi-sensory skill practice sets. I will be adding more blend practice packs and creating a HUGE blends bundle with over ten packs in May, 2016. [Click here](#) for more practice sets.

Thank you so much for choosing my store for your classroom needs. I do appreciate your patronage. Please be sure to leave feedback on this resource. It helps me, future customers, and you'll earn credit towards new purchases!

Sincerely,
Emily Gibbons, [The Literacy Nest](#)

Emily Gibbons, 2016

Looking to share?
Purchase an
additional license.



Emily Gibbons, 2016

~TABLE OF CONTENTS~


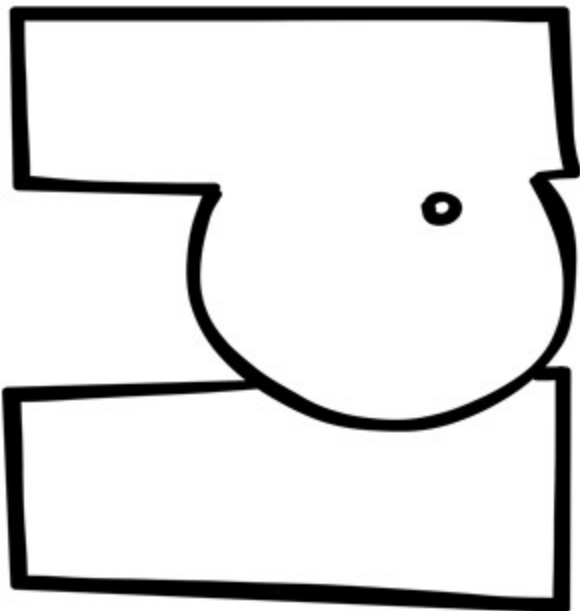

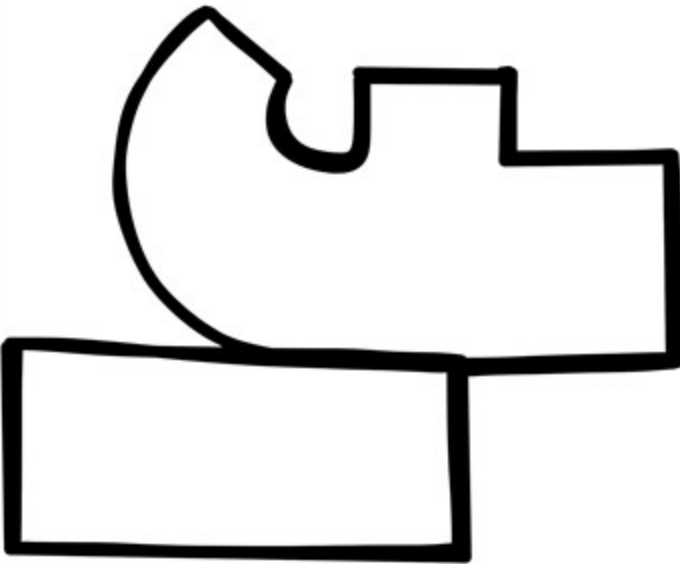

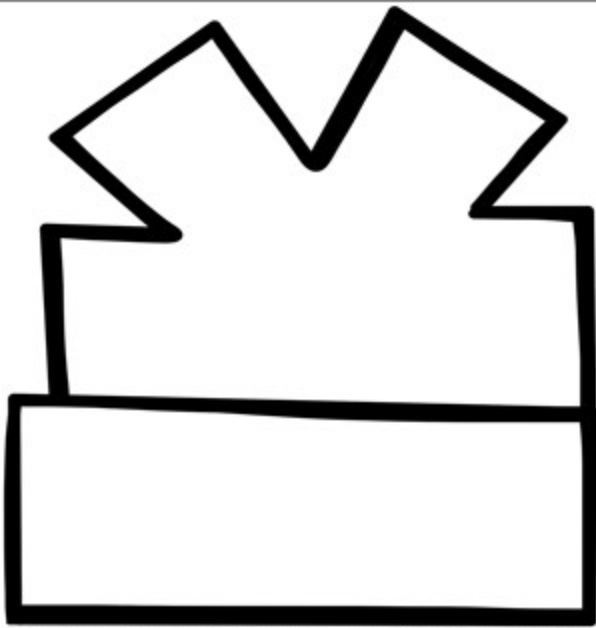
FINAL L BLENDS	Activities
5-7	Blend Mini-poster, Play-dough Mats, Word List (Use play-dough or glitter glue.)
8	Draw It
9-13	Tap cards (I do not create one box for blends. Each letter is its own distinct sound, and therefore should have its own box.)
14-17	Matching, Which One Does Not Belong, Follow The Trail (answer key for page 16.)
18-19	Picture Cards, Word Cards
20-21	Sorting Recording Sheet, Answer Key
22-23	Letter Boxes, Missing Letters
24	Lined Paper
25-26	Sentence Strips, Decodable Story
27-28	Cootie Catcher and Spinner Game
29	Credits

What Is A Final Blend?

A final blend is a group of two consonants at the end of a word. Each consonant in a blend makes its own sound.

Ex. **mi****lk**





Final blends

--	--

-ld

-lk

-lm

-lt

held

weld

meld

elk

milk

bulk

film

elm

melt

tilt

felt

belt

Sentences To Read

1. Drop the film in the slot.
2. "The milk was cold in the glass," said Josh.

Name: _____ Date: _____

FINAL L
BLENDS

Directions: Draw a picture for each word.

film


belt

bulb


held

silk

pulp



held



bulb



shelf

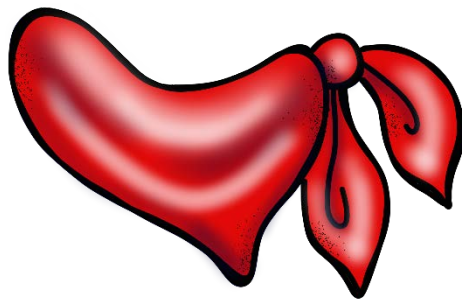


golf





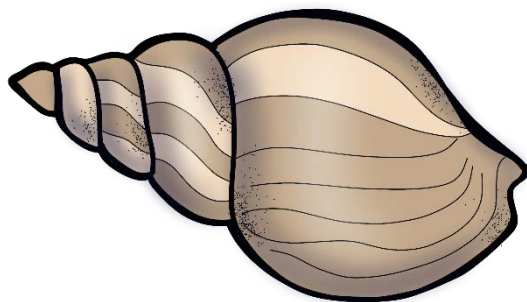
sulk



silk




milk




whelk






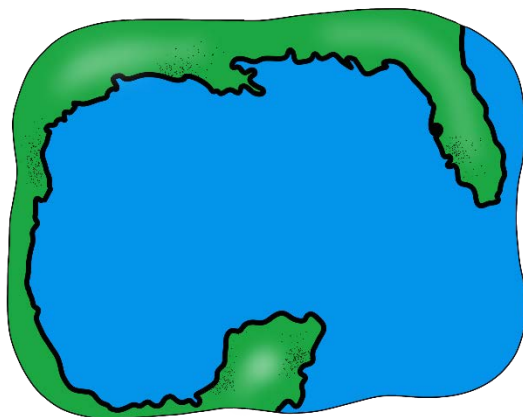
film



helm



self




gulf






scalp



pulp



kelp



yelp







help



melt



belt



tilt



Name: _____

Date: _____

FINAL L
BLENDS

Matching: Match the word in the first column to a word with the same blend in the second column by drawing a line.

sulk

silt

self

silk

tilt

meld

help

bulk

weld

kelp

milk

shelf

Choose one pair of words and write each one in a sentence.

Name: _____ Date: _____

Which one does not belong?

Directions: 1. Read the words in each row.

2. Circle the word that does not belong.

1. milk ilk still silk

2. self stuff elf shelf

3. tilt silt spit wilt

4. when help kelp yelp

5. weld held then meld

6. sulk bulk hulk stun

Name: _____

Date: _____

Follow The Trail

1. Use a yellow marker to trace a path through all the -lk words.
2. Use an orange marker to trace a path through all the -lp words.
3. Use a red marker to trace a path through all the -lt words.
4. Use a blue marker to trace a path through all the -lf words.

bilk	scalp	melt	shelf
pulp	silk	tilt	self
kelp	ilk	gulf	silt
START HERE milk	help	belt	elf

Name: ANSWER KEY

Date: _____

FINAL L
BLENDS






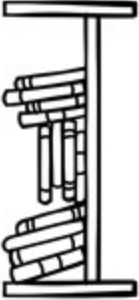










Follow The Trail

1. Use a yellow marker to trace a path through all the -lk words.
2. Use an orange marker to trace a path through all the -lp words.
3. Use a red marker to trace a path through all the -lt words.
4. Use a blue marker to trace a path through all the -lf words.

bilk	scalp	melt	shelf
pulp	silk	tilt	self
kelp	ilk	gulf	silt
START HERE milk	help	belt	elf

The grid contains the following words and paths:

- Yellow path (-lk words):** bilk → pulp → kelp → milk (START HERE) → help.
- Orange path (-lp words):** scalp → silk → ilk.
- Red path (-lt words):** melt → tilt → gulf → belt.
- Blue path (-lf words):** shelf → self → silt → elf.

milk	whelk	sulk	golf
self	shelf	held	belt
tilt	melt	helm	film
pulp	help	scalp	bulb

Name: _____ Date: _____

FINAL L
BLENDS

Directions: Sort the picture or word cards into categories. Write each word in the correct category.

FINAL L
Blends

-lk

-lf

-ld

-lt

-lm

-lp

-lb

Name: ANSWER KEY

Date: _____

FINAL L
BLENDS

Directions: Sort the picture or word cards into categories. Write each word in the correct category.

FINAL L
Blends

-lk
milk, wheelk,
sulk

-lf
golf, self,
shelf

-ld
held

-lt
belt, tilt, melt

-lm
helm, film

-lp
pulp, help,
scalp

-lb
bulb

Name: _____

Date: _____

FINAL L
BLENDS

Letter Boxes

Directions: 1. Say the name of each picture.

2. Fill in the missing letters in the boxes.

1.




--	--	--	--

2.



--	--	--	--

3.




--	--	--	--

4.



--	--	--	--	--

5.




--	--	--	--

6.



--	--	--	--

7.



--	--	--	--

8.



--	--	--	--

Name: _____

Date: _____

FINAL L
BLENDS

Missing Letters

Directions: 1. Say the name of each picture.

2. Fill in the missing letters.

1.



2.




3.



4.




5.



6.



7.



8.



Name:

Date:

Dig in the mud and grab the bulb.

“The milk glass spilt!” Glen did yell.

Dad had a red scalp in the hot sun.

The sad dog did yelp on the grass.

“Help get the golf club,” said Tess.

Was the tan whelk shell sat on the shelf?

The Glad Elf

The glad elf sat on a shelf. The elf did get off the shelf to grab a glass of milk. The glad elf did gulp the milk, and will skip off to get a belt.

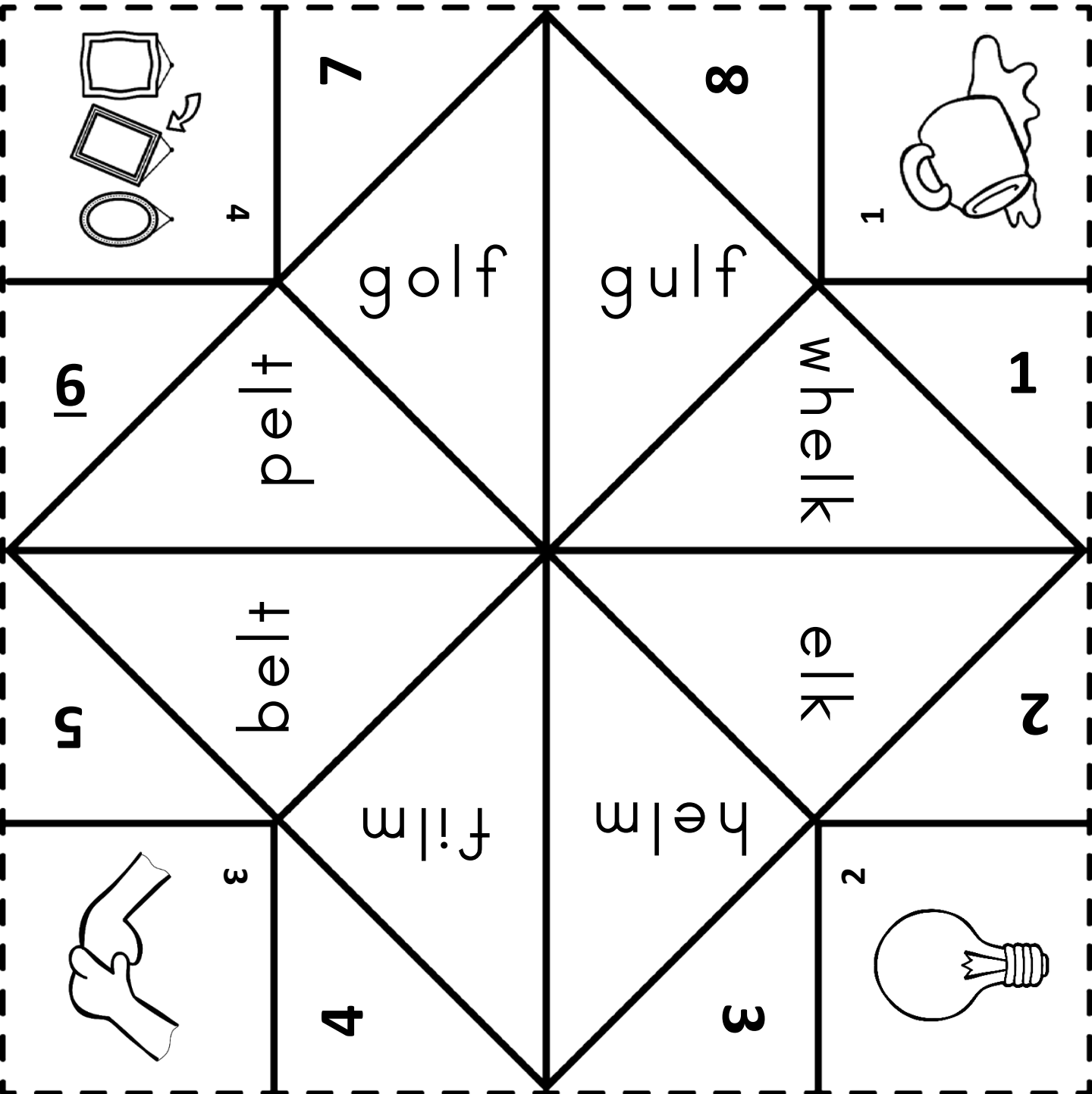
The glad elf felt a tug. It was a cat with a soft pelt. The glad elf was a smug elf. "Do not gulp this elf, cat," the glad elf did yelp with a grin. "Sniff that dish and get the fish." The cat did sulk and got the fish.

The glad elf said to himself, "That cat did not help to get a belt." The glad elf got up on the shelf with no cat and had a rest.

Draw a picture of the glad elf and the cat.

Cootie Catcher

To play: 1. Choose a number. Open and close the cootie catcher back and forth that number of times. 2. Choose a number. Open and close the cootie catcher back and forth that number of times. 3. Choose a number and open the flap. 4. Read both words. 5. Choose one word to spell. 6. Play again.






Spin-A-Blend



To Play:

1. Spin the spinner.
2. Color a word with the BLEND you landed on.
3. To win: Be the first to color every word on your whole grid.

elm	kelp	whelk	belt	golf	helm
elf	weld	hulk	milk	self	welt
pulp	gilt	film	help	spilt	silk
gulf	sulk	tilt	meld	felt	scalp
bulb	wilt	shelf	yelp	bulk	held



Credits: My products are made possible by the following fabulous artists!



This product and all of its contents is for educational purposes only, and is not for resale or redistribution in any form. It was purchased and/or downloaded for a single user, therefore may not be distributed without purchasing an additional user license available in my store. Please contact me, the seller for additional license information.

Emily Gibbons, © 2016

<https://www.teacherspayteachers.com/Store/Emily-Gibbons-The-Literacy-Nest>

