

Multi-Sensory Phonics Packs



- **BLENDS**
- **Review**
- **Over 45 practice pages**
- **Suitable for OG instruction**
- **Fun games!**

Created by: Emily Gibbons



Kick your instruction up a notch!

I hope you enjoy this resource!

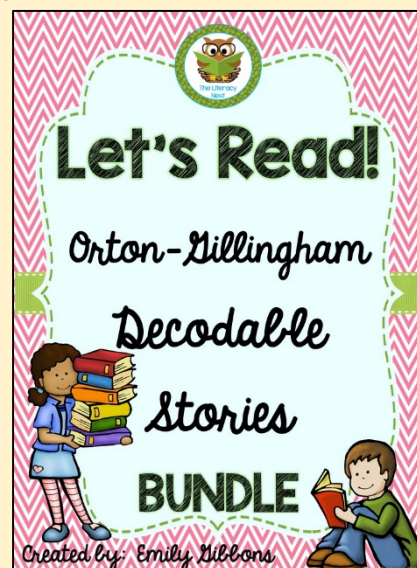
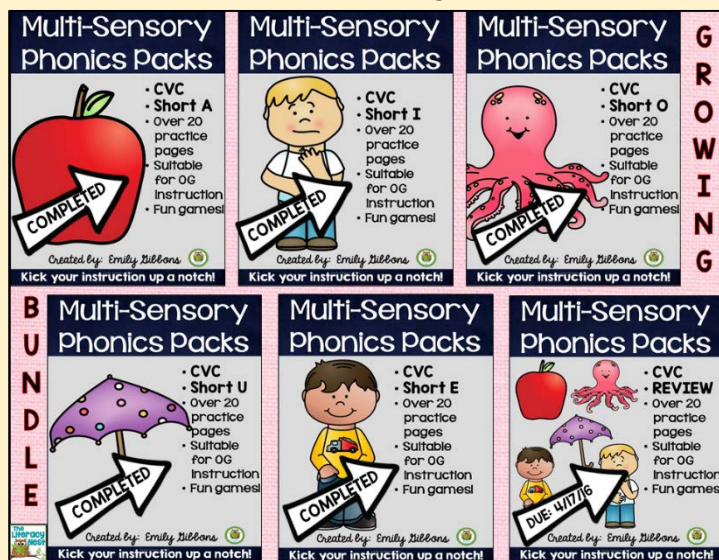
Here are a few ways to stay in touch with me!

- Follow [my store](#).
- Sign up for my monthly email newsletter on [my blog](#). I'll send you important updates and a fun freebie!



You may also like the following resources in my store:
Just click on any of the images below.

Newly Completed!



[Click here for more Orton-Gillingham resources.](#)



Thank you
for leaving
feedback
on your
purchases!

When you leave feedback, you...

- Help the seller with thoughtful comments and ratings.
- Help future customers make informed decisions.
- Earn points to use for savings towards future purchases!

[Click here](#) to leave feedback!

Dear Educator,
Thank you for your purchase! This is a set for REVIEWING BLENDS. It is compatible with OG or other reading interventions. This resource may be used in a 1:1 setting, small group or even whole class, depending on your needs.

NOTE: Please pay special attention to the Table of Contents. This is the order of instruction I recommend. I designed this review pack specifically to address the struggle students may have with hearing and distinguishing the sounds in blends well enough to decode and encode. It progresses from sound identification to word sorting to written sentences. Clip cards and sliders, and a baseball blends game are included to use at any point in your instruction. They make great review centers. This review set is part of a HUGE blends bundle with nine packs in May, 2016.
[Click here](#) for more practice sets.

Thank you so much for choosing my store for your classroom needs. I do appreciate your patronage. Please be sure to leave feedback on this resource. It helps me, future customers, and you'll earn credit towards new purchases!

Sincerely,
Emily Gibbons, [The Literacy Nest](#)

Looking to share?
Purchase an
additional license.



~TABLE OF CONTENTS~


THREE LETTER BLENDS	Activities
6-8	Blend Mini-poster, Play-dough Mats, Word List (Use play-dough or glitter glue.)
7-24	Blend Clip Cards and Answer Key
25-26	Picture Cards, Word Cards
27-28	Sorting Recording Sheet, Answer Key
29-38	Initial and Final Blends Sliders
39	Initial, Final or Both?
40-41	Blend Foldables
42	Fill In The Blank Sentences
44-46	Blend Baseball Game Materials
47	Credits


What Is A Blend?


A blend is a group of two or three consonants at the beginning or end of a word. Each consonant in a blend makes its own sound.


Ex. **tent**



		
Initial	Final	Both
blend	blend	

		
Initial	Final	Both
blend	blend	

		
Initial	Final	Both
blend	blend	

		
Initial	Final	Both
blend	blend	



Both

Final

blend

Initial

blend



Both

Final

blend

Initial

blend



Both

Final

blend

Initial

blend



Both

Final

blend

Initial

blend



Both

Final

blend

Initial

blend



Both

Final

blend

Initial

blend




Both

Final

blend

Initial

blend



Both

Final

blend

Initial

blend



Both

Final

blend

Initial

blend



Both

Final

blend

Initial

blend



Both

Final

blend

Initial

blend



Both

Final

blend

Initial

blend



Initial

blend

Final

blend

Both



Initial

blend

Final

blend

Both



Initial

blend

Final

blend

Both




Initial


blend


Final


blend


Both


	Both	
	Final	blend
	Initial	blend


	Both	
	Final	blend
	Initial	blend


	Both	
	Final	blend
	Initial	blend


	Both	
	Final	blend
	Initial	blend

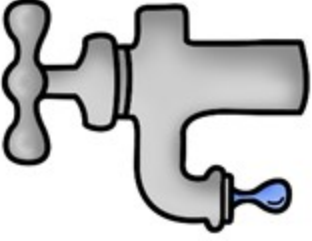
	Initial blend	Final blend	Both

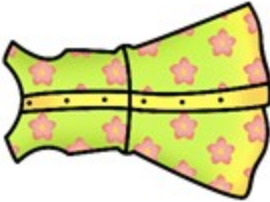
	Initial blend	Final blend	Both


	Initial blend	Final blend	Both


	Initial blend	Final blend	Both


	Initial	blend
	Final	blend
	Both	


	Initial	blend
	Final	blend
	Both	


	Initial	blend
	Final	blend
	Both	


	Initial	blend
	Final	blend
	Both	


	Both	Final blend	Initial blend


	Both	Final blend	Initial blend


	Both	Final blend	Initial blend


	Both	Final blend	Initial blend


	Final blend	Both
	Initial blend	


	Final blend	Both
	Initial blend	


	Final blend	Both
	Initial blend	

	Final blend	Both
	Initial blend	

	Both	
	Final	blend
	Initial	blend

	Both	
	Final	blend
	Initial	blend

	Both	
	Final	blend
	Initial	blend

	Both	
	Final	blend
	Initial	blend



Both

Final

blend

Initial

blend



Both

Final

blend

Initial

blend



Both

Final

blend

Initial

blend




Both


Final


blend


Initial

blend


	<p>Initial blend</p>	<p>Final blend</p>	<p>Both</p>


	<p>Initial blend</p>	<p>Final blend</p>	<p>Both</p>


	<p>Initial blend</p>	<p>Final blend</p>	<p>Both</p>

	<p>Initial blend</p>	<p>Final blend</p>	<p>Both</p>

	Both	
	Final	blend
	Initial	blend

	Both	
	Final	blend
	Initial	blend

	Both	
	Final	blend
	Initial	blend

	Both	
	Final	blend
	Initial	blend



Initial

blend

Final

blend

Both



Initial

blend

Final

blend

Both



Initial

blend

Final

blend

Both



Initial

blend

Final

blend

Both



Both

Final

blend

Initial

blend



Both

Final

blend

Initial

blend



Both

Final

blend

Initial

blend



Both

Final

blend

Initial

blend




Initial

blend

Final

blend

Both



Initial

blend

Final

blend

Both



Initial

blend

Final

blend

Both



Initial

blend

Final


blend

Both

Initial and Final Blends Clip Cards Answer Key

Top L-R, Bottom L-R

1	scuff, spell, snap, smog
2	spin, stem, sniff, stop
3	skip, skid, step, swim
4	sled, plum, glass, plug
5	flip-flop, blab, glad, clip
6	slug, floss, clap, cliff
7	grid, press, frog, grin
8	frizz, drip, dress, crab
9	brim, trap, grab, crib
10	split, splat, sprint, sprig
11	mask, lost, desk, husk
12	grasp, clasp, fast, vest
13	act, strict, craft, lift
14	wept, slept, next, text
15	held, shelf, milk, sulk
16	film, scalp, help, spilt
17	tent, plant, bent, ant



sled	plug	floss	frog
dress	trap	crib	swim
snap	stop	scuff	belt
help	shelf	milk	tent
jump	bend	wind	whisk
clasp	vest	slept	swept
act	splash	strum	scrub

Name: _____ Date: _____

BLENDS
REVIEW

Directions: Sort the picture or word cards into categories. Write each word in the correct category.

INITIAL BLEND	FINAL BLEND	BOTH

Name: ANSWER KEY

Date: _____


BLENDS
REVIEW

Directions: Sort the picture or word cards into categories. Write each word in the correct category.

INITIAL BLEND	FINAL BLEND	BOTH
sled	belt	clasp
plug	help	slept
floss	shelf	swept
frog	milk	
dress	tent	
trap	jump	
crib	bend	
swim	wind	
snap	whisk	
stop	vest	
scuff	act	
splash		
strum		
scrub		

INITIAL BLENDS SLIDERS:

Cut out each strip.



Initial L	Initial R	Initial S	3 Letter Blends
sl	br	sn	spl
pl	dr	sl	str
fl	gr	sc	spr
bl	cr	sm	scr
cl	pr	st	
gl	tr	sw	

ash

ot

ig

ub

ap

imp

ed

ab

ug

ip

ot

ad

im

ash

ess

um

op

ab

iff

ell

op


uff

im

ab

FINAL BLENDS SLIDERS:

Cut out each strip.



Final L	Final M & N	Final S	Final T
lk	mp	sk	pt
lt	nt	sp	ft
lp	nd	st	ct
lf			xt
lm			

we

$$\frac{\cdot}{+}$$

२७

①

३७

D
C
S

ju

du

te

ra

li

wi

wi

du

de

ma

li

re

gi

ne

a

so

scul

te

Name: _____

Date: _____

Initial, Final or Both?

Directions: 1. Read the words

2. Highlight the blend(s) in each word.

3. Write a check mark in the correct category for each word.

WORD	INITIAL	FINAL	BOTH
1. scrub			
2. tilt			
3. desk			
4. blab			
5. sculpt			
6. wisp			
7. plug			
8. stamp			
9. golf			
10. craft			

Name: _____

Date: _____

Initial Blends Foldable

- Directions: 1. Cut out the foldable on the solid lines.
2. Fold on the dotted line.
3. Glue on the vertical tab onto paper or in a notebook.
4. Write examples for each blend.

Initial Blends Foldable

bl, fl, cl, gl, sl, cl

br, fr, cr, gr, tr, pr

sn, st, sc, sl, sp, sm,
sw

spr, str, scr, spl

Name: _____

Date: _____

Final Blends Foldable

- Directions: 1. Cut out the foldable on the solid lines.
2. Fold on the dotted line.
3. Glue on the vertical tab onto paper or in a notebook.
4. Write examples for each blend.

Final Blends Foldable

-lk, -lt, -lp, -lf

-mp, -nt, -nd

-sp, -sk, -st

-ft, -ct, -pt, -xt

Name: _____

Date: _____

Creating Sentences

Directions: 1. Read each word.

2. Think of a sentence for each word.

3. Write one sentence in each space.

drum

tent






frog

lift



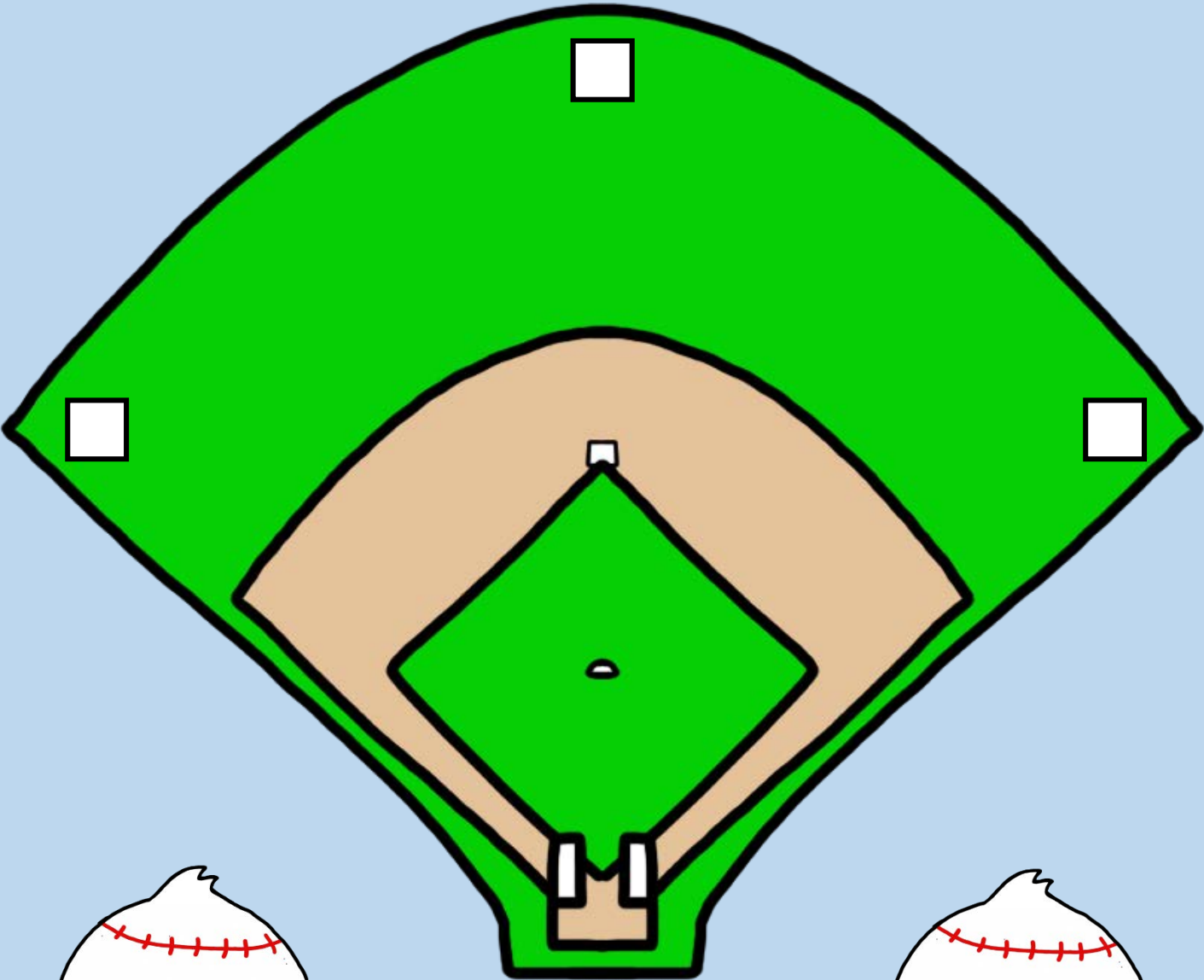
splash

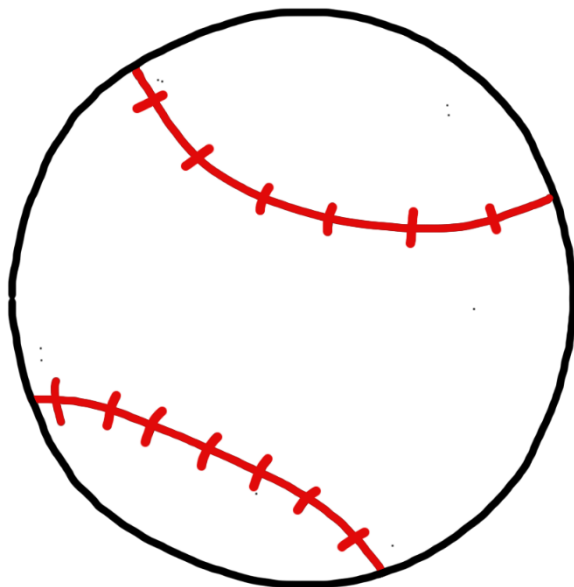
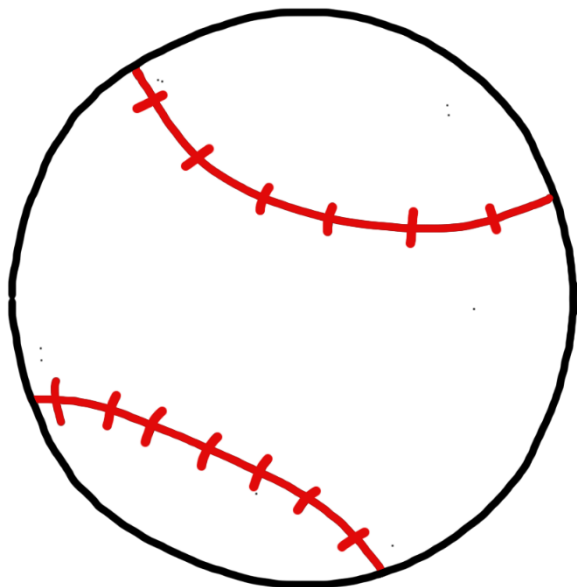
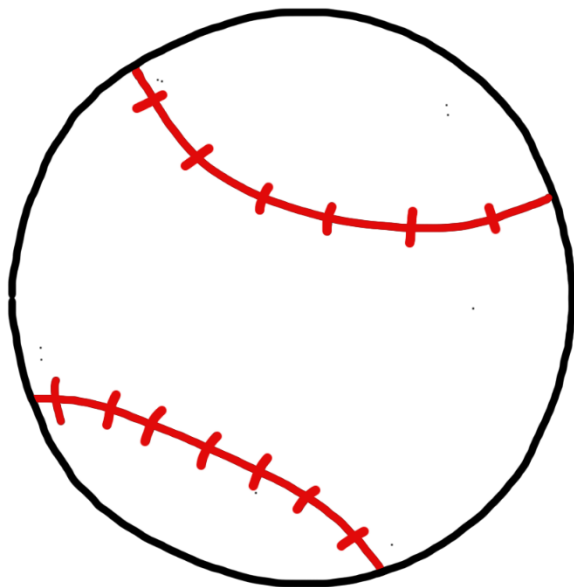
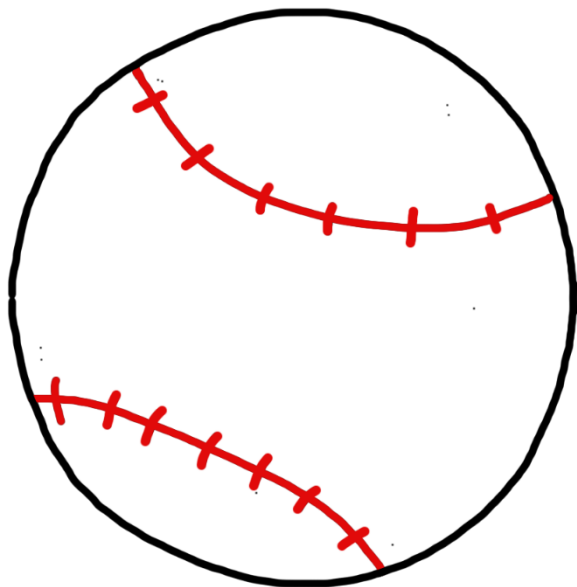
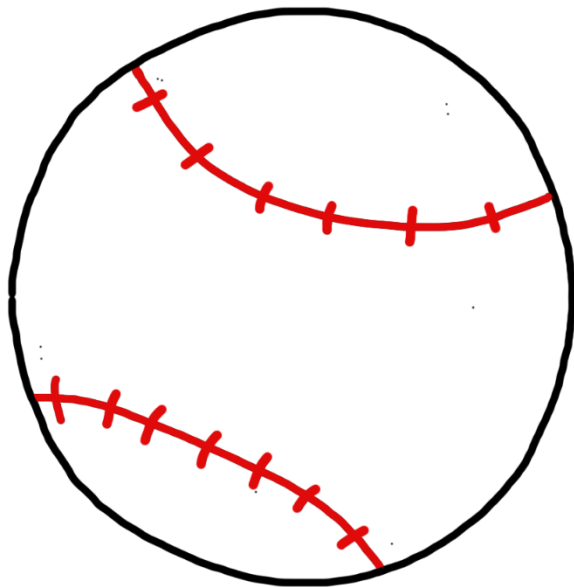
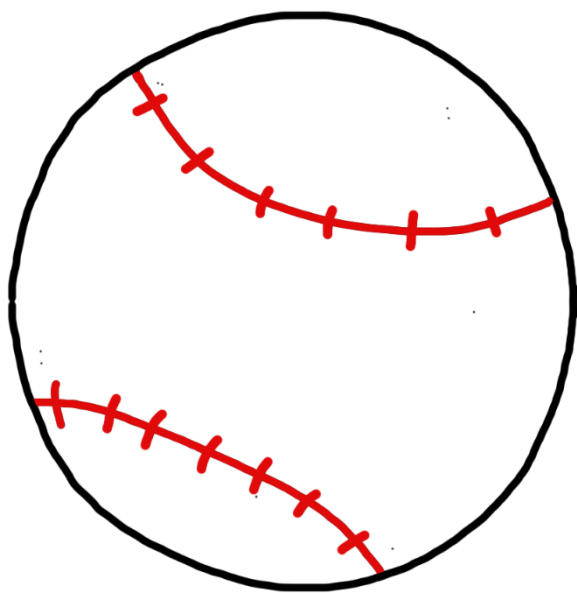
Blend Baseball Directions

Use baseballs (pg. 41) for word cards. Write words with blends on them.


1. 	Start at home plate. The pitcher will pitch, or read a word out loud to the batter. Batter repeats word and goes to first base.
2. 	Student taps out the sounds of word and goes to second base.
3. 	Student finger spells or taps out the spelling of the word, and goes to third base.
4. 	Student writes the word on paper or a white board, (<i>saying each letter out loud as they write</i>), then goes home to score a RUN!
5. 	Student reads word out loud to pitcher and checks it. Switch roles. Keep playing until the first person scores 6 runs.

Blend Baseball





Name:



Credits: My products are made possible by the following fabulous artists!



This product and all of its contents is for educational purposes only, and is not for resale or redistribution in any form. It was purchased and/or downloaded for a single user, therefore may not be distributed without purchasing an additional user license available in my store. Please contact me, the seller for additional license information.

Emily Gibbons, © 2016

<https://www.teacherspayteachers.com/Store/Emily-Gibbons-The-Literacy-Nest>

