

Multi-Sensory Phonics Packs



- **THREE LETTER BLENDS**
- Over 20 practice pages
- Suitable for OG instruction
- Fun games!

Created by: Emily Gibbons



Emily Gibbons 2015

Kick your instruction up a notch!

I hope you enjoy this resource!

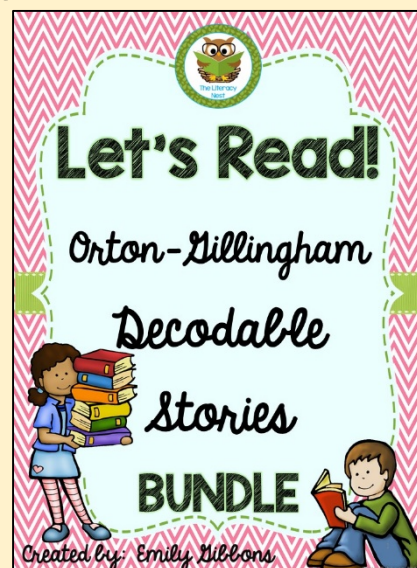
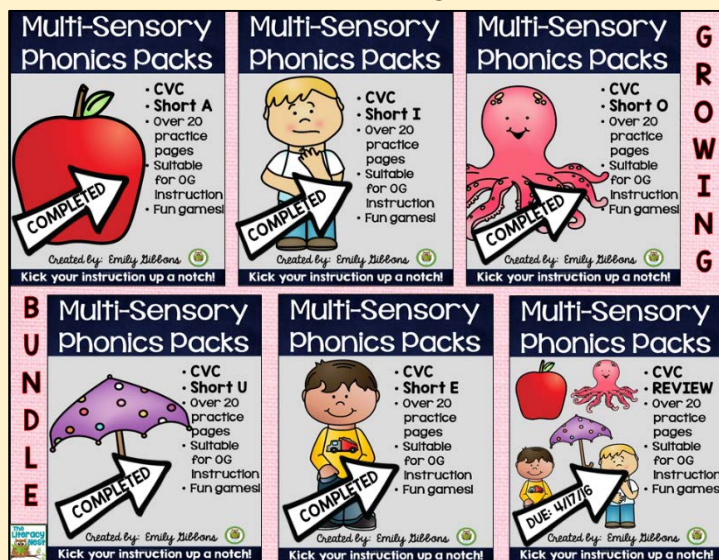
Here are a few ways to stay in touch with me!

- Follow [my store](#).
- Sign up for my monthly email newsletter on [my blog](#). I'll send you important updates and a fun freebie!



You may also like the following resources in my store:
Just click on any of the images below.

Newly Completed!



[Click here for more Orton-Gillingham resources.](#)



Thank you
for leaving
feedback
on your
purchases!

When you leave feedback, you...

- Help the seller with thoughtful comments and ratings.
- Help future customers make informed decisions.
- Earn points to use for savings towards future purchases!

Click here to leave feedback!

Dear Educator,

Thank you for your purchase! This is a set for practice for THREE LETTER BLENDS. It is compatible with OG or other reading interventions. This resource may be used in a 1:1 setting, small group or even whole class, depending on your needs.

NOTE: Please pay special attention to the Table of Contents. This is the order of instruction I recommend. It progresses from words and sounds, to sentences and a fully decodable story. Tap cards and games are included at the end to use at any point in your instruction. They make great review centers.

If you enjoyed using this set, please be sure to check out my other multi-sensory skill practice sets. I will be adding more blend practice packs and creating a HUGE blends bundle with over ten packs in May, 2016. [Click here](#) for more practice sets.

Thank you so much for choosing my store for your classroom needs. I do appreciate your patronage. Please be sure to leave feedback on this resource. It helps me, future customers, and you'll earn credit towards new purchases!

Sincerely,
Emily Gibbons, [The Literacy Nest](#)

Emily Gibbons, 2016

Looking to share?
Purchase an
additional license.



Emily Gibbons, 2016

~TABLE OF CONTENTS~

THREE LETTER BLENDS	Activities
6-8	Blend Mini-poster, Play-dough Mats, Word List (Use play-dough or glitter glue.)
9	Draw It
10-11	Tap cards (I do not create one box for blends. Each letter is its own distinct sound, and therefore should have its own box.)
12-15	Which One Does Not Belong, Follow The Trail (answer key for page 14), Cut and Paste Sort
16-17	Picture Cards, Word Cards
18-19	Sorting Recording Sheet, Answer Key
20-21	Letter Boxes, Missing Letters
22	Fill In The Blank Sentences
23	Lined Paper
24-25	Sentence Strips, Decodable Story
26-29	Cootie Catcher and Card Game Materials
30	Credits

What Is A Three Letter Blend?

A three letter blend is
a group of three
consonants at the
beginning of a word.
Each consonant in a
blend makes its own
sound.

Ex. **str**um



spot

spot

spot

spot

spot

spot

3-letter blends

--	--	--

scr

spl

spr

str

scrub

scrap

script

split

splash

splosh

sprig

sprint

strap

stress

strum

scrod

scruff

strict

Sentences To Read

1. Split the stem of the sprig.
2. The scrod will splash and splosh.

Name: _____ Date: _____

THREE LETTER
BLENDS

Directions: Draw a picture for each word.

split


scrub

strap


split

strum


scrap



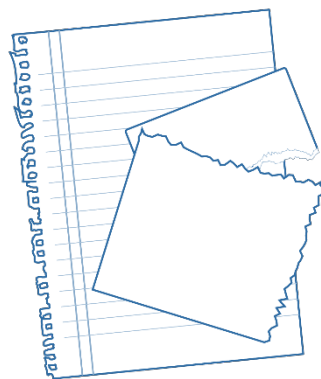
sprig



sprint

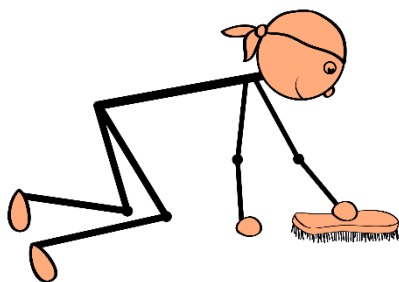


splat



scrap

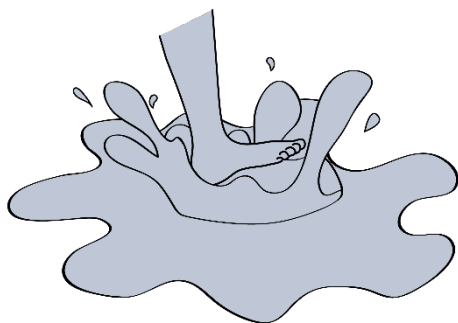




scrub



strict



splash



strum



Name: _____ Date: _____

THREE LETTER
BLENDS

Which one does not belong?

Directions: 1. Read the words in each row.

2. Circle the word that does not belong.

1. strum strut stop strap

2. scab scrub scrod scrap

3. splash spud splat split

4. sprig sprint sprag spent

5. stress strut strap stand

6. scrap scrimp scat scrub

Name: _____ Date: _____

THREE LETTER
BLENDS

Follow The Trail

1. Use a yellow marker to trace a path through all the str words.
2. Use an blue marker to trace a path through all the scr words.
3. Use a red marker to trace a path through all the spl words.

splat	scrunch	strut
scrod	splash	strip
scrimp	strum	splat
strap	scrap	splosh
START HERE stress	scrub	split

Name: ANSWER KEY Date: _____

THREE LETTER
BLENDS

Follow The Trail

1. Use a yellow marker to trace a path through all the str words.
2. Use an blue marker to trace a path through all the scr words.
3. Use a red marker to trace a path through all the spl words.

splat	scrunch	strut
scrod	splash	strip
scrimp	strum	splat
strap	scrap	splosh
START HERE stress	scrub	split

Name: _____ Date: _____

THREE LETTER
BLENDS

Directions: Cut and sort the word cards into categories. Glue each word in the correct category.

Ends with a single consonant.

Ends with a digraph.

Ends with the Floss Rule.

Ends with a blend.

scrap

sprint

splash

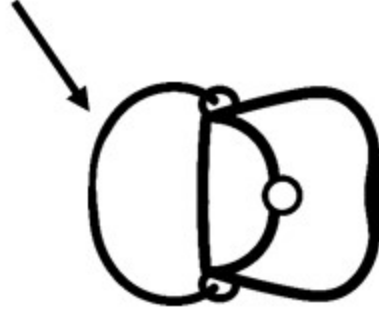

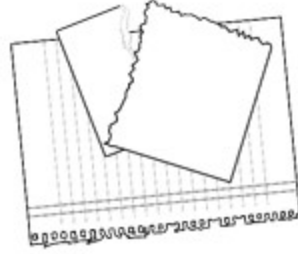
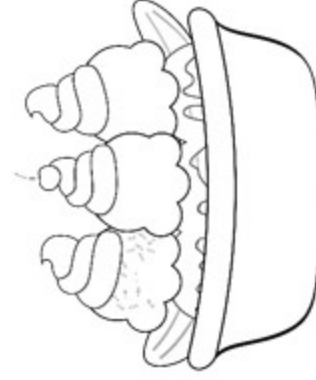

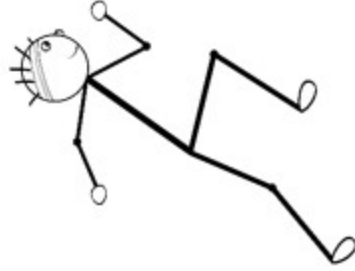
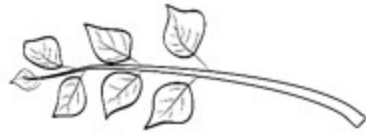
stress

scruff

splat

strict

sprint



sprig

sprint

splat

split

splash

scrap

scrub

strict

strum

script

strap

shrimp

Name: _____ Date: _____

THREE LETTER
BLENDS

Directions: Sort the picture or word cards into categories. Write each word in the correct category.

spr	scr	spl	str

Which one of the words did not fit into these categories?

Name: ANSWER KEY Date: _____

THREE LETTER
BLENDS

Directions: Sort the picture or word cards into categories. Write each word in the correct category.

spr	scr	spl	str
sprig	scrap	splat	strict
sprint	scrub	split	strum
	script	splash	strap

Which one of the words did not fit into these categories?
shrimp

Name: _____ Date: _____

THREE LETTER
BLENDS

Letter Boxes

Directions: 1. Say the name of each picture.

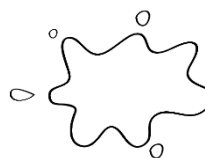
2. Fill in the missing letters in the boxes.

1.



--	--	--	--	--

2.



--	--	--	--	--

3.



--	--	--	--	--	--

4.



--	--	--	--	--

5.



--	--	--	--	--

6.




--	--	--	--	--

7.



--	--	--	--	--

8.



--	--	--	--	--

Name: _____

Date: _____

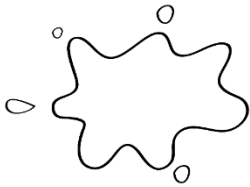
THREE LETTER
BLENDS

Missing Letters

Directions: 1. Say the name of each picture.

2. Fill in the missing letters.

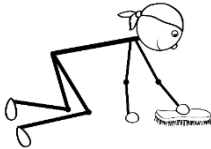
1.



2.




3.



4.



5.




6.



7.



8.



Name: _____ Date: _____

THREE LETTER
BLENDS

Fill In The Blanks

Directions: 1. Read the words in the word box.

2. Fill in the blanks with the correct word.

strap

scrub

splash

sprint

stress

scrap

1. Did Kim _____ the pot with a rag?
2. Sam felt _____ at the math test.
3. Let's _____ and swim in the pond.
4. "_____ to the shed!" Ross did yell.
5. Will this _____ help fix the bag?
6. The dog left not a _____ in the dish.

Name:

Date:

The scrod did flip and flop on the raft.

“Was Miss Russ strict?” Stan did ask.

Meg will strum and Tom will drum.

“Sprint to the last stop!” Ben did yell.

Split the sprig and pass it to Nell.

Scrub the pot when the grill is hot.

Shrimp

Shrimp are not big.

Shrimp are not fish

Shrimp swim and flip.

Shrimp splish and splash.

A shrimp will dip.

A shrimp will not sprint.

Shrimp will not scrub.

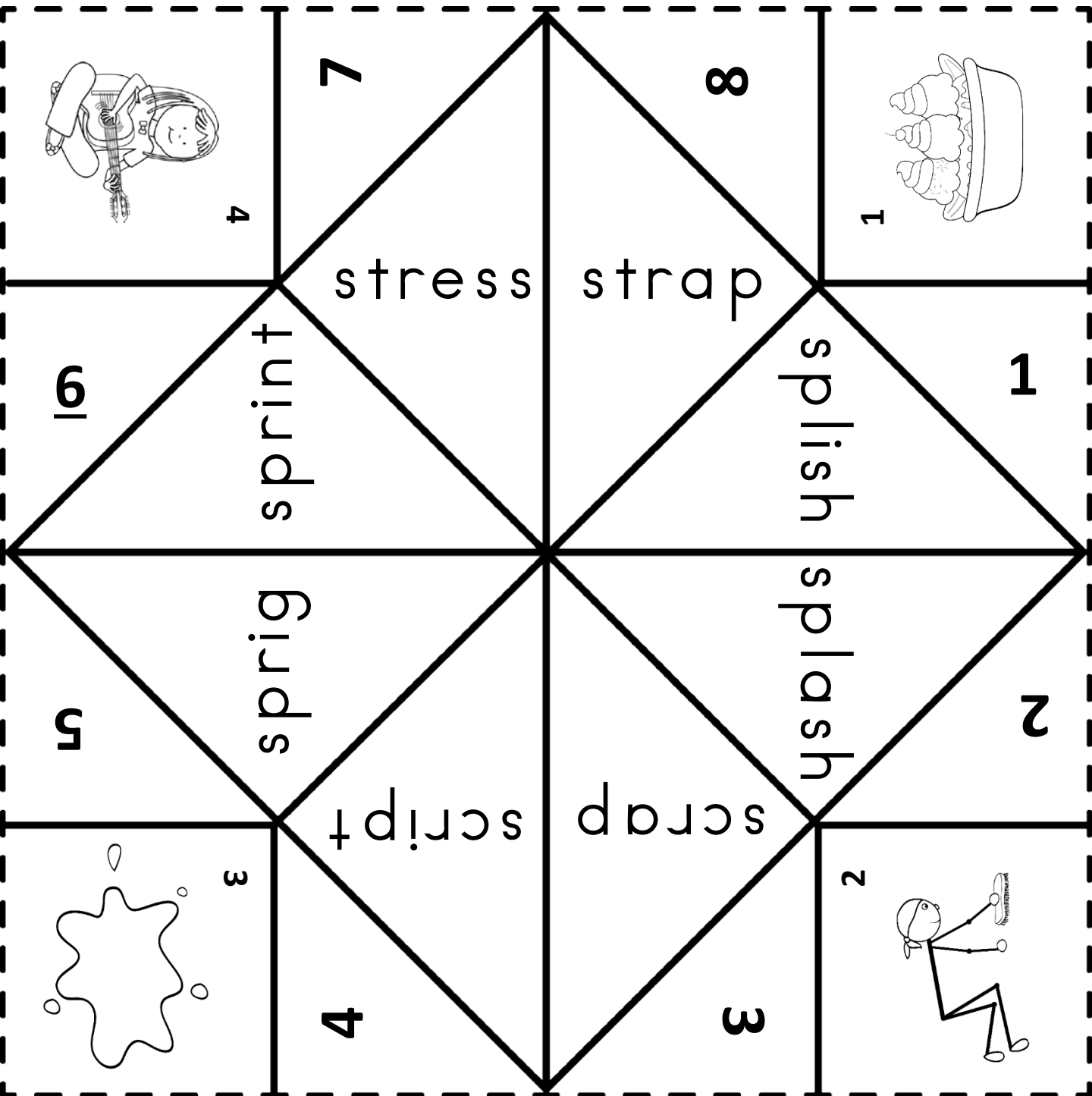
A shrimp can not strum.

Highlight all the three letter blends in yellow.

Cootie Catcher

THREE LETTER
BLENDS

To play: 1. Choose a number. Open and close the cootie catcher back and forth that number of times. 2. Choose a number. Open and close the cootie catcher back and forth that number of times. 3. Choose a number and open the flap. 4. Read both words. 5. Choose one word to spell. 6. Play again.



Blackout!

THREE LETTER
BLENDS

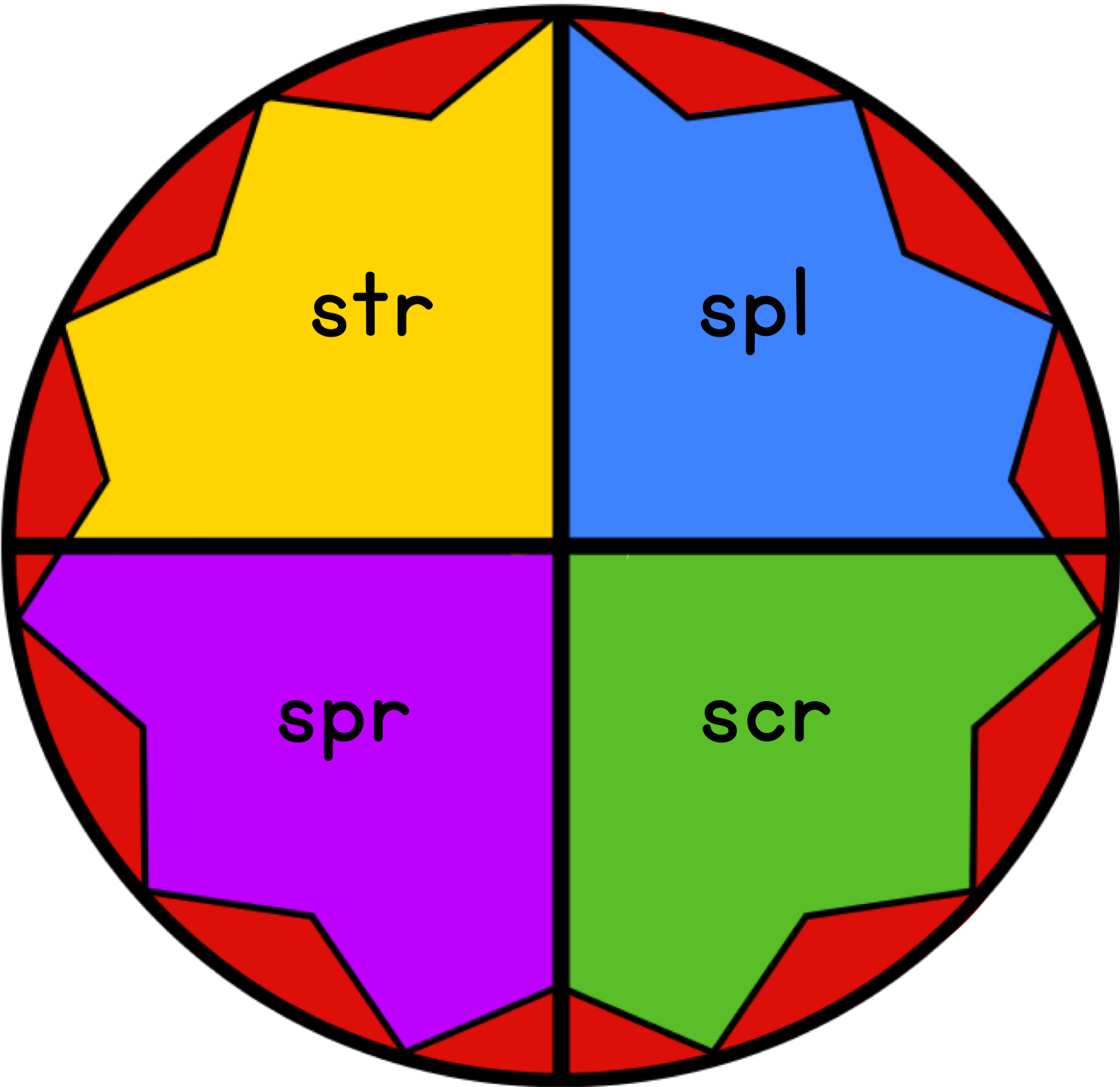
Be the first to cross out
all the boxes.

Materials: Spinner, one Blackout game board per player, paperclip and pencil for spinner

Directions

1. Decide who will go first.
2. Spin the spinner.
3. Look on your board and find ONE word that matches the blend on the spinner space.
4. If you partner agrees with the word you chose, you may cross that word out.
5. If you were incorrect, please try again.
6. Players switch turns and repeat directions 2-5.
7. Keep playing until you cross out every word on your game board.

Blackout!



Word Cards

THREE LETTER
BLENDS

strip

splosh

scrimp

strum

splash

sprig

script

scrod

scrub

strap

splat

strict

sprint

stress

scrap

split

Credits: My products are made possible by the following fabulous artists!



This product and all of its contents is for educational purposes only, and is not for resale or redistribution in any form. It was purchased and/or downloaded for a single user, therefore may not be distributed without purchasing an additional user license available in my store. Please contact me, the seller for additional license information.

Emily Gibbons, © 2016

<https://www.teacherspayteachers.com/Store/Emily-Gibbons-The-Literacy-Nest>

