




Syllabication Resources

- C + LE
Syllables
- Over 20
practice
pages



Created by: Emily Gibbons

© Emily Gibbons, The Literacy Nest 2017



I hope you enjoy this resource!

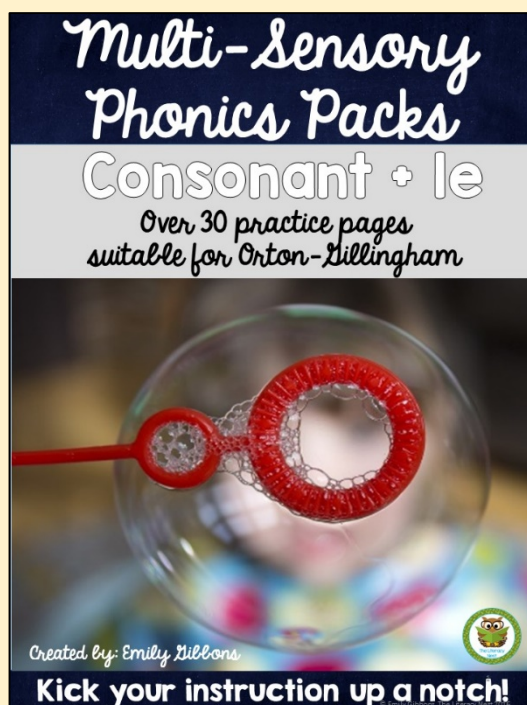

Here are a few ways to stay in touch with me!

- Follow [my store](#).
- Sign up for my monthly email newsletter on [my blog](#). I'll send you important updates and a fun freebie!



You may also like the following resources. Click on any of the images below.

For further C+LE practice:



[Click here for more Orton-Gillingham resources.](#)

Dear Educator,
Thank you for your purchase! This is a set to teach an introduction to C+LE syllables. It is compatible with OG or other reading interventions. This resource may be used in a 1:1 setting, small group or even whole class, depending on your needs.

NOTE: Please pay special attention to the Table of Contents. This is the order of instruction I recommend. Games are included at the end to use at any point in your instruction. They make great review centers.

If you enjoyed using this set, be sure to check out [my other resources for teaching syllables](#). For tips on teaching syllable types, [read this six part blog series](#). For further C+LE practice, click [HERE](#).

Thank you so much for choosing my store for your classroom needs. I do appreciate your patronage. Please be sure to leave feedback on this resource. It helps me, future customers, and you'll earn credit towards new purchases!

Sincerely,
Emily Gibbons, [The Literacy Nest](#)

Looking to share?
Purchase an
additional license.



~TABLE OF CONTENTS~

5	What Is A Syllable? Mini-Poster
6-9	What Is A C + LE Syllable? Mini-Poster, Syllable Division Posters
10-11	Word List
12-14	Teacher Cards
15-17	Word Sort With Answer Key
18-21	C+LE Syllable Division Shutter Flaps
22	C+LE Syllable Division Matching
23	Fluency Strips
24	Decodable Story
25-26	Super Pickles Game
27	What Is A C+LE Syllable Mini Assessment
28-29	Closing Page, Credits



What is a syllable?


**A syllable is a
word or word
part with one
vowel sound.**



C+le Syllables

**C+le syllables
come at the
end of words.
They have 3
letters, and end
with -le. The
final e is silent.**

ex. can**dle**, buck**le**





Think:

- I cannot break up the consonant and the l, so I divide between the p and p.
- I can double check by counting back three from the letter e.
- The first syllable is closed, so I mark the vowel as short.
- The second syllable has a schwa sound and the e is silent.

bugle

Think:

- I cannot break up the consonant and the l, so I divide between the u and g.
- I can double check by counting back three from the letter e.
- The first syllable is open, so I mark the vowel as long.
- The second syllable has a schwa sound and the e is silent.

C + LE Division

- **Final stable syllable**
- **Occurs at the end of a word.**
- **If a word ends in le and has a consonant before it, divide the word before that consonant.**

ex. mid/dle sta/ple

C+LE Syllables



C+le syllables come at the end of words. They have 3 letters, and end with -le. The final e is silent.

b u b b | l e

m a p | l e

Directions: Read the words. Highlight the C+LE syllable and divide it.

wobble	table	rubble
uncle	cycle	recycle
candle	ladle	noodle
muffle	stifle	waffle
gurgle	wiggle	bugle

C+LE Syllables



C+le syllables come at the end of words. They have 3 letters, and end with -le. The final e is silent.

b u b | b l e

m a p | l e

Directions: Read the words. Highlight the C+LE syllable and divide it.

tackle	pickle	freckle
steeple	maple	apple
battle	title	shuttle
fizzle	dazzle	puzzle

wobble

table

rubble

uncle

cycle

recycle

candle

ladle

tackle

pickle

freckle

steeple

maple

apple

battle

title

shuttle

fizzle

dazzle

puzzle

dribble	able	wobble	rubble	circle
cycle	uncle	paddle	fiddle	muddle
sniffle	duffle	stifle	giggle	wiggle
juggle	trickle	crackle	sparkle	topple
apple	battle	title	fizzle	nozzle

Name: _____

Date: _____

Directions: 1. Sort your word cards.

2. Write the words in the correct category.

-ble**-cle****-dle****-fle****-gle****-kle****-ple****-tle****-zle**

Name: ANSWER KEY

Date: _____

c + le

Directions: 1. Sort your word cards.

2. Write the words in the correct category.

-ble

dribble

able

wobble

rubble

-cle

circle

cycle

uncle

-dle

paddle

fiddle

muddle

-fle

sniffle

duffle

stifle

-gle

giggle

wiggle

juggle

-kle

crackle

sparkle

trickle

-ple

topple

apple

-tle

bottle

title

-zle

fizzle

nozzle



SYLLABLE FLIP FLAPS: CUT ON THE SOLID LINES. FOLD ON THE DOTTED LINES. PUT GLUE ALONG THE VERTICAL TABS AND PLACE ONTO PAPER.

C+LE Syllable Division: First syllable is closed with double consonants in the middle.



bob

ble

shut

tle

ap

ple

fiz

zle

jug

gle

fid

dle

duf

fle

mid

dle

bat

tle





SYLLABLE FLIP FLAPS: CUT ON THE SOLID LINES. FOLD ON THE DOTTED LINES. PUT GLUE ALONG THE VERTICAL TABS AND PLACE ONTO PAPER.

C+LE Syllable Division: First syllable is closed.



crack

le



trick

le

pick

le

chuck

le

can

dle

gen

tle

tum

ble

han

dle

dim

ple





SYLLABLE FLIP FLAPS: CUT ON THE SOLID LINES. FOLD ON THE DOTTED LINES. PUT GLUE ALONG THE VERTICAL TABS AND PLACE ONTO PAPER.

C+LE Syllable Division First syllable is open or has a vowel team.



sta

ble

ti

tle

ma

ple

cy

cle

ea

gle

no

ble

doo

dle

stee

ple

bu

gle





SYLLABLE FLIP FLAPS: CUT ON THE SOLID LINES. FOLD ON THE DOTTED LINES. PUT GLUE ALONG THE VERTICAL TABS AND PLACE ONTO PAPER.

C+LE Syllable Division: First syllable is r-controlled.



gur

gle

spar

kle

tur

tle

mar

ble

cir

cle

chor

tle

gar

gle

pur

ple

hur

dle



Name:

Date:



C+le syllables come at the end of words. They have 3 letters, and end with -le. The final e is silent.

Stamp It: Draw a line from one syllable circle to another to form a new word. Stamp the two circles with a BINGO MARKER.

ma

dle

pud

zle

bu

ple

fiz

kle

spar

gle

C+le syllables come at the end of words. They have 3 letters, and end with -le.
The final e is silent.

Could you juggle three apples while standing on one foot?

Look out! That puzzle is about to topple off the table!

When my nose gets a sniffle, I feel a little tickle.

After the battle of Bunker Hill, there was a heap of rubble.

Sprinkle some glitter on the pumpkin to make it sparkle in the moonlight.

Uncle Able packed a duffle for the long trip back east.

I enjoy the fable about the lion and the mouse.

You could hear the fire crackle while she played her fiddle.



C+le syllables come at the end of words. They have 3 letters, and end with -le. The final e is silent.

Directions: Read the passage. Choose ten C+LE syllables to highlight.

Thanksgiving Table

On Thanksgiving, Mom asked my uncle and me to bring the food to the table for dinner. I started to grumble, but decided to help. First, we lit the candles in the middle of the table. Next we set the squash and apple bake on a hot plate. It was too hot to handle without a pot holder. My uncle was startled and said, "Be careful!"

After that, we carried a bowl of hot gravy. It had a big bubble on the top that was tempting to pop. Then, it was time for the noodle casserole. We placed that next to the candles. My uncle went to get the best part of the dinner, the turkey! He set it right in the middle to carve. Everyone's stomach began to rumble and grumble when they saw the food. Dinner was finally ready and it was time to eat!







Why was the narrator's uncle startled?

SUPER PICKLES


Materials: Bingo chips, one game board per player

To Play:

1. Spin the Super Pickles spinner.
2. Choose a word in a column with the same color super pickle.
3. Divide the word into syllables and read it.
4. Your partner will check it.
5. If you are correct, place a bingo chip on that circle. The first person to fill one whole column is the winner.

					
bubble	puddle	needle	grumble	muzzle	beagle
table	cycle	pickle	uncle	title	handle
ripple	fiddle	juggle	giggle	hurdle	fizzle
circle	settle	rattle	wobble	sparkle	tumble

SUPER PICKLES!



What is a C+LE syllable?



For more C+LE practice

*Multi-Sensory
Phonics Packs*

Consonant + le

*Over 30 practice pages
suitable for Orton-Gillingham*

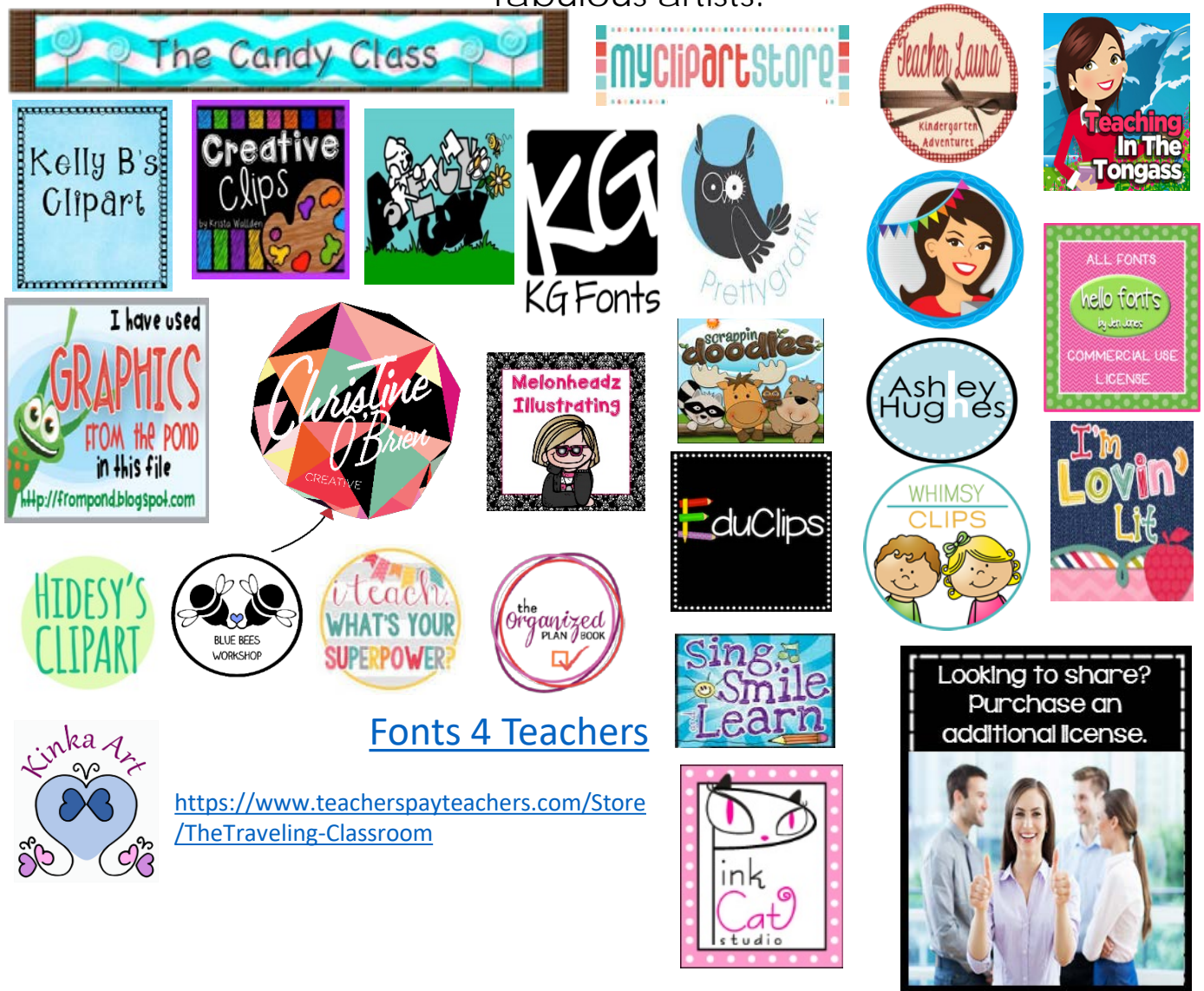


Created by: Emily Gibbons

Kick your instruction up a notch!

© Emily Gibbons, The Literacy Nest 2016

Credits: My products are made possible by the following fabulous artists!



This product and all of its contents is for educational purposes only, and is not for resale or redistribution in any form. It was purchased and/or downloaded for a single user, therefore may not be distributed without purchasing an additional user license available in my store. Please contact me, the seller for additional license information.

Emily Gibbons, © 2017

<https://www.teacherspayteachers.com/Store/Emily-Gibbons-The-Literacy-Nest>

© Emily Gibbons, The Literacy Nest 2017