



# Syllabication

## Resources

R-Controlled

Syllables

Over 20

practice

pages



Created by: Emily Gibbons


I hope you enjoy this resource!

Here are a few ways to stay in touch with me!

- Follow [my store](#).
- Sign up for my monthly email newsletter on [my blog](#). I'll send you important updates and a fun freebie!



You may also like the following resources. Click on any of the images below.



[Click here for more Orton-Gillingham resources.](#)

Dear Educator,

Thank you for your purchase! This is a set to teach an introduction r-controlled syllables and some additional two syllable practice. It is compatible with OG or other reading interventions. This resource may be used in a 1:1 setting, small group or even whole class, depending on your needs.

NOTE: Please pay special attention to the Table of Contents. This is the order of instruction I recommend. Games are included at the end to use at any point in your instruction. They make great review centers.

If you enjoyed using this set, please be sure to check out my other syllable sets!

Thank you so much for choosing my store for your classroom needs. I do appreciate your patronage. Please be sure to leave feedback on this resource. It helps me, future customers, and you'll earn credit towards new purchases!

Sincerely,  
Emily Gibbons, [The Literacy Nest](#)

Looking to share?  
Purchase an  
additional license.



# ~TABLE OF CONTENTS~

5-7	Mini Posters: What Is A Syllable? What Is An R-Controlled Syllable? Marking R-Controlled Syllables
8-9	Word Lists
10-12	Teacher Cards
13	Word Sort
14	Matching
15	Fluency Strips
16-20	Other R-Controlled Vowels
21	Decodable Story
22	What Is An R-Controlled Syllable? Quick Assessment
23-26	Connect The Four Words
27-29	Orbit The Stars
30	Cootie Catcher
31	Credits



**What is a syllable?**

**A syllable is a  
word or word  
part with one  
vowel sound.**





# R-Controlled Syllables



**R-controlled  
syllables  
have one or  
two vowels  
followed  
by an r.**

ex. start, search





## Marking R-Controlled Syllables

**When you mark  
a syllable as  
r-controlled, use  
this mark:**

ex. car



# R-Control Syllables



R-controlled syllables have one or two vowels followed by an r.

c<sup>~</sup>ar

b<sup>~</sup>orn

Directions: Read the words. Highlight and mark the r-controlled syllable.

far

horn

bark

short

harm

porch

sharp

storm



# R-Control Syllables



R-controlled syllables have one or two vowels followed by an r.

h<sup>~</sup>er

h<sup>~</sup>urt

b<sup>~</sup>ird

Directions: Read the words. Highlight and mark the r-controlled syllable.

herd

curb

fir

term

hurt

dirt

verb

surf

girl

clerk

turn

third

enter

church

swirl

far

bark

harm

sharp

horn

short

porch

storm

herd

term

verb

clerk

enter

curb

hurt

surf

turn

church

fir

dirt

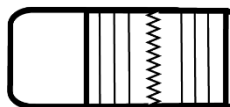
girl

third


swirl

Name: \_\_\_\_\_

Date: \_\_\_\_\_



# R-Controlled Syllables



R-controlled syllables have one or two vowels followed by an r.

Directions: Cut, read and sort the r-controlled syllable word cards at the bottom. Glue or write them into the correct categories.

ar	or	er	ur	ir



march	fern	sport	curb	shark
blurt	dirt	hard	thorn	clerk
twirl	stern	slurp	port	skirt

Name:

Date:



R-controlled syllables have one or two vowels followed by an r.

Stamp It: Draw a line from a the controlled syllable on the left side to a rhyming word on the right side. Stamp the two circles with a BINGO MARKER.

fir

shark

dark

jerk

hurl

sir

perk

short

fort

curl



R-Controlled Syllable Fluency Strips: Read each sentence. Highlight and mark each r-controlled syllable.

Carl will march in the dark to the landmark.

Cort was born on a Sunday morning in York.

Mister Bert took a trip to Denver in September.

"Please pass the cream for my sunburn," said Kurt.

The first bird sat for a drink by the girl.

Let's explore the sea for urchins and sharks!

"An expert still isn't perfect," said Lorn.

My hamster will curl up in a ball to rest.

# Other R-Control Syllables



R-controlled syllables have one or two vowels followed by an r.

earn

dollar

doctor

Directions: Read the words. Highlight and mark the r-controlled syllable.

earn

dollar

doctor

learn

collar

actor

heard

burglar

sailor

pearl

upward

vendor

search

inward

sponsor

earn

learn

heard

pearl

search

dollar

collar

burglar

upward

inward

doctor

actor

sailor

vendor

sponsor

Name: \_\_\_\_\_

Date: \_\_\_\_\_

# More R-Controlled Syllables



R-controlled syllables have one or two vowels followed by an r.

Directions: Cut, read and sort the r-controlled syllable word cards at the bottom. Glue or write them into the correct categories.

ear	or	ar



earn doctor dollar search pillar  
inward learn tractor glamor sponsori  
actor early upward heard lizard

More R-Controlled Syllable Fluency Strips: Read each sentence. Highlight and mark each r-controlled syllable.

The doctor said my collar bone had healed.

The earth gives us what we need to survive.

Edward headed homeward after a long car trip.

The actor posed with glamor as they took a snapshot.

Where can we search for the missing pearl?

“Why are you here so early?” asked the mayor.

Let’s check the cellar for a similar box.

Look upward at ten PM to see the full moon.



# R-Controlled Syllables



R-controlled syllables have one or two vowels followed by an r.

Directions: Read the passage. Choose ten r-controlled syllables to highlight.

## Birthday Surprise


My birthday was last Thursday. I was turning thirteen. My sister wished to plan a surprise party that would surpass all parties I ever had. Mom and Dad used to take us on an overnight to the beach, a trip to the arcade, and then grill hamburgers on the grill. This time, my sister was furnishing the party at home with a mermaid theme.

She got starfish plates, cups and napkins. Then, she hung lanterns shaped like sea urchins. She painted a sky with a sunburst and mermaids swimming on poster paper. My sister informed all those invited to come at five o'clock.

When I showed up at my home after a long day, I didn't see the party. It was in the corner of the backyard garden. All those who came yelled, "Happy Birthday!" It was a complete surprise to have a party at home. I thanked my sister, Mom and Dad. After cake and gifts, my family handed me a silver box. Inside it was a ring with my birthstone set in it. It was the best mermaid birthday party ever.

Why didn't the narrator see the party when she walked into the backyard?

# What is an r-controlled syllable?



# Connect The Four Words



**Materials:** Game board, word cards for players 1 and 2, cut out and shuffled

**Preparation:** Place each set of word cards in an envelope after they are shuffled. There is one set of cards for each player.

## Directions

1. Decide who will go first.
2. On a turn, **WITHOUT LOOKING**, a player will draw a card from their envelope. Read the word out loud. Place the card on an open space with the same vowel sound.
3. Tip: Players are trying to block their opponent from connecting four words. Think about how this can be done as you take your turn on the game board.
4. Keep taking turns until someone can connect four of the words on the game board, **OR**, can no longer play the game.
5. If a player reads a word and there is no open space on the board, they lose their turn. They should return the card to their envelope.

# Connect The Four Words Gameboard

ar	er	ir	or	ur
ur	or	ir	er	ar
or	ur	ar	er	ir
ur	ar	er	ir	or
er	ir	or	ur	ar


# Connect The Four Words (player 1 cards)

barn	yard	spark	part	harm
snort	porch	worn	fork	dorm
term	verb	perk	after	sister
hurt	turn	curl	lurk	turnip
third	chirp	dirty	firm	swirl

# Connect The Four Words (player 2 cards)

barn	yard	spark	part	harm
snort	porch	worn	fork	dorm
term	verb	perk	after	sister
hurt	turn	curl	lurk	turnip
third	chirp	dirty	firm	swirl





# Orbit The Stars!

## R-Controlled Syllables


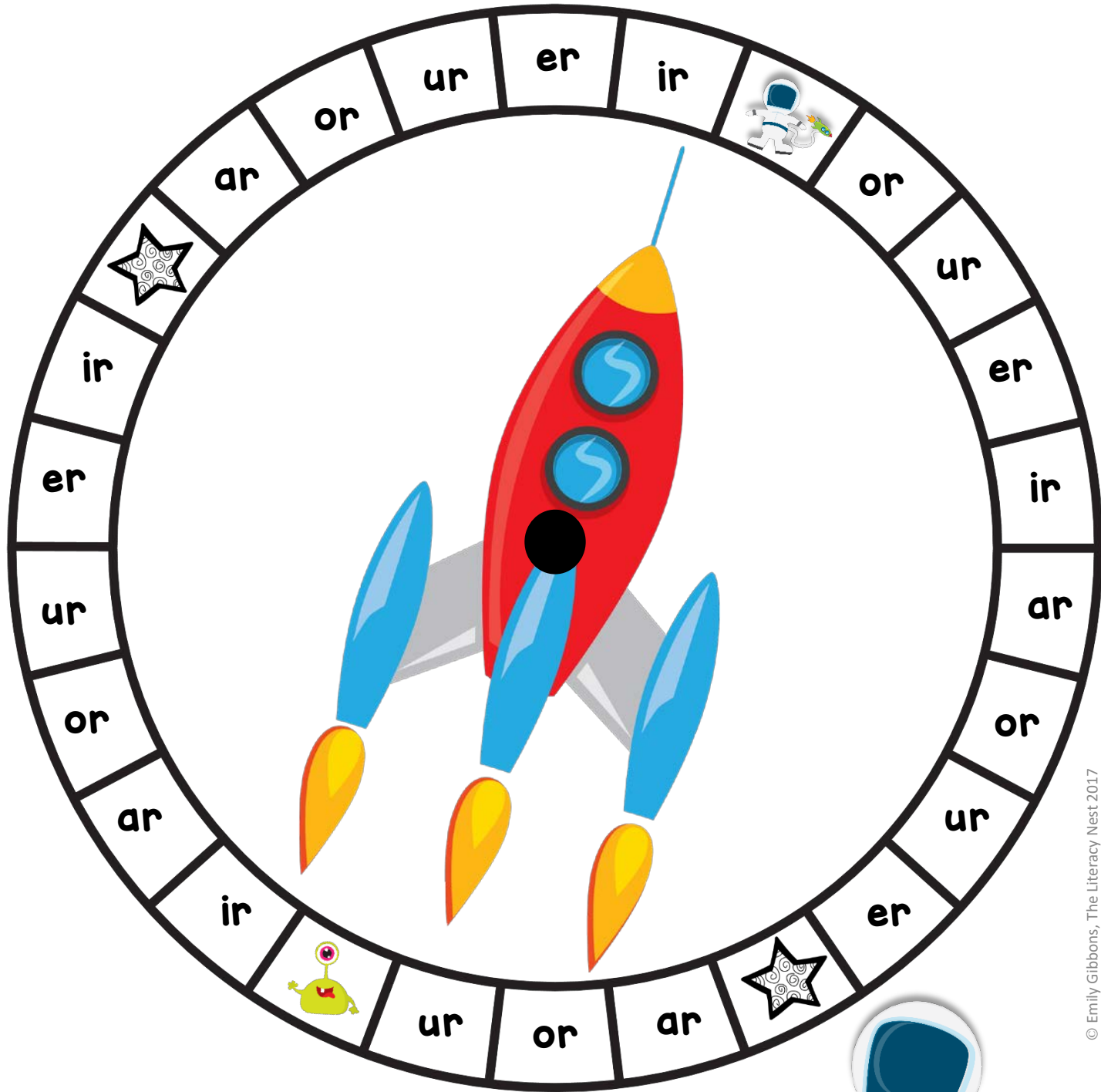
**Materials:** One set of word cards per player, (pages 10-12) One Orbit The Stars game board, a paper clip and pencil for a spinner, one laminated star board per player, dry erase markers and erasers.

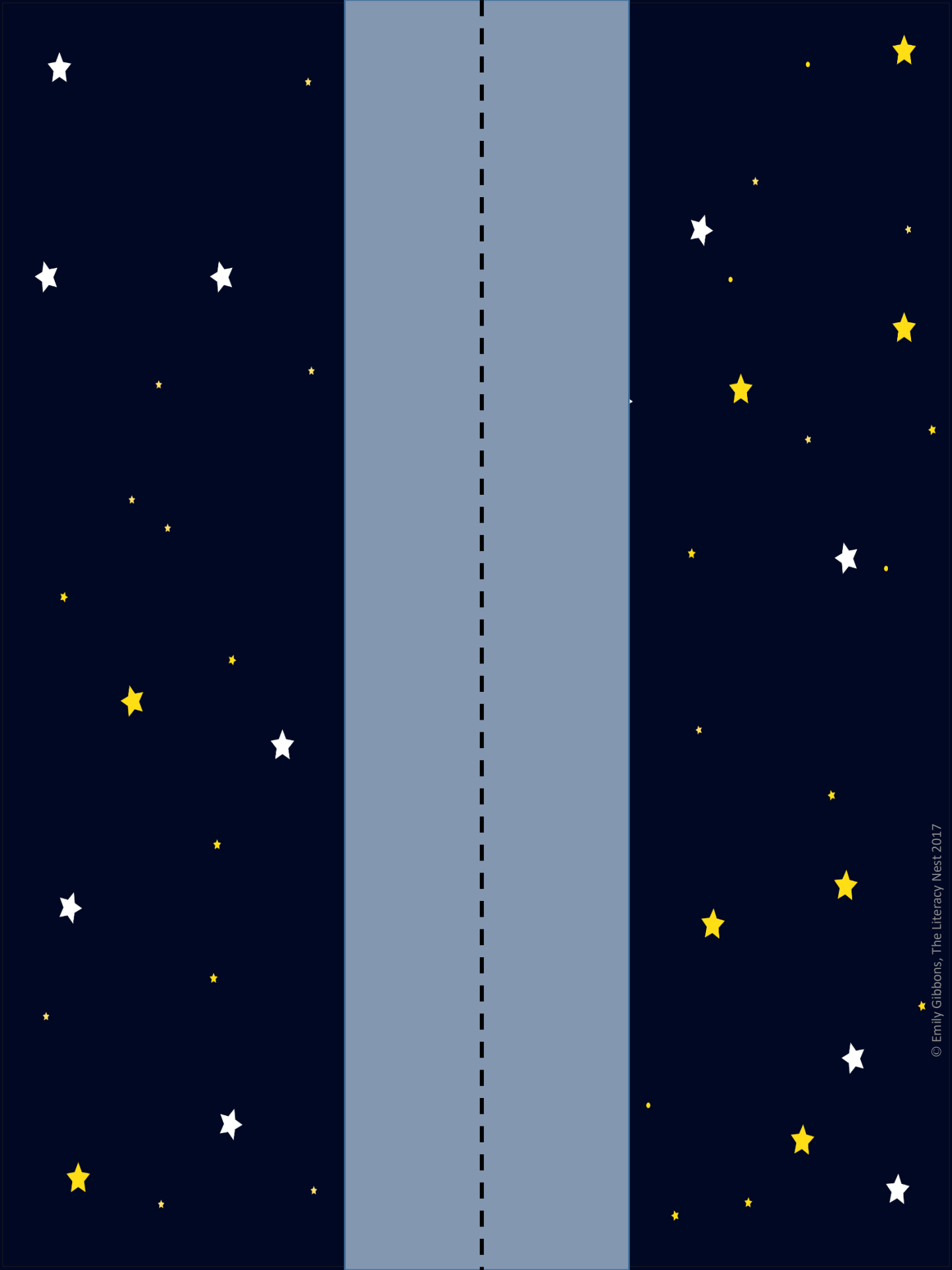
### To Play:

1. On a turn, a player spins the spinner. (Line the spinner up on the black dot on the rocket ship.)
2. When they land on a space, the player's opponent will need to choose one card. The player will read, spell and write the word on the road with a dry erase marker. Then, circle the r-control syllable. Earn one star point for each word spelled correctly.
3. Repeat directions 1-3 for the next player.
4. Land on a star and earn one star point. Land on an astronaut and gain two points. Land on an alien and lose one point.
5. The person with the most star points at the end wins the game!

# Orbit The Stars!


## R-Controlled Syllables






# R-Controlled Syllables Cootie Catcher

To play: 1. Choose a number. Open and close the cootie catcher back and forth that number of times. 2. Choose a number. Open and close the cootie catcher back and forth that number of times. 3. Choose a number and open the flap. 4. Say the picture 5. Read the word and spell it 6. Play again.



Credits: My products are made possible by the following fabulous artists!



<https://www.teacherspayteachers.com/Store/TheTraveling-Classroom>

This product and all of its contents is for educational purposes only, and is not for resale or redistribution in any form. It was purchased and/or downloaded for a single user, therefore may not be distributed without purchasing an additional user license available in my store. Please contact me, the seller for additional license information.

Emily Gibbons, © 2017

<https://www.teacherspayteachers.com/Store/Emily-Gibbons-The-Literacy-Nest>

