



# Syllabication Resources



- Vce  
Syllables
- Over 20  
practice  
pages



Created by: Emily Gibbons


I hope you enjoy this resource!

Here are a few ways to stay in touch with me!

- Follow [my store](#).
- Sign up for my monthly email newsletter on [my blog](#). I'll send you important updates and a fun freebie!



You may also like the following resources. Click on any of the images below.



[Click here for more Orton-Gillingham resources.](#)

Dear Educator,  
Thank you for your purchase! This is a set to teach an introduction VV syllables and some additional two syllable practice. It is compatible with OG or other reading interventions. This resource may be used in a 1:1 setting, small group or even whole class, depending on your needs.

NOTE: Please pay special attention to the Table of Contents. This is the order of instruction I recommend. Games are included at the end to use at any point in your instruction. They make great review centers.

If you enjoyed using this set, please be sure to check out my [other syllable sets](#)! For tips to teach syllable types, [read this six part blog series](#).

Thank you so much for choosing my store for your classroom needs. I do appreciate your patronage. Please be sure to leave feedback on this resource. It helps me, future customers, and you'll earn credit towards new purchases!

Sincerely,  
Emily Gibbons, [The Literacy Nest](#)

Looking to share?  
Purchase an  
additional license.



# ~TABLE OF CONTENTS~

5-7	What Is A Syllable? Mini-Poster, What Is A VCe Syllable? Mini-Poster, What Is A Macron? Mini-Poster
8-9	VCe Sound Sliders
10	Word List
11-12	Teacher Cards
13	Word Sort By Long Vowel
14	Closed To VCe Matching
15	Fluency Strips
16	Decodable Story
17	Cootie Catcher
18-21	Connect The Four Words
22-25	Cupcake Party
26	What's A VCe Syllable Quick Assessment
27-30	Two Syllable Words With VCe Syllable Practice
31	Credits





**What is a syllable?**

**A syllable is a  
word or word  
part with one  
vowel sound.**




# VCe Syllables



**A VCe syllable  
has one long  
vowel followed  
by one  
consonant and  
a silent e  
at the end.**

ex. p~~oke~~, m~~ade~~





**Macron: A**

**macron is the**

**symbol to use**

**when you mark**

**a vowel long.**

ex. plāne



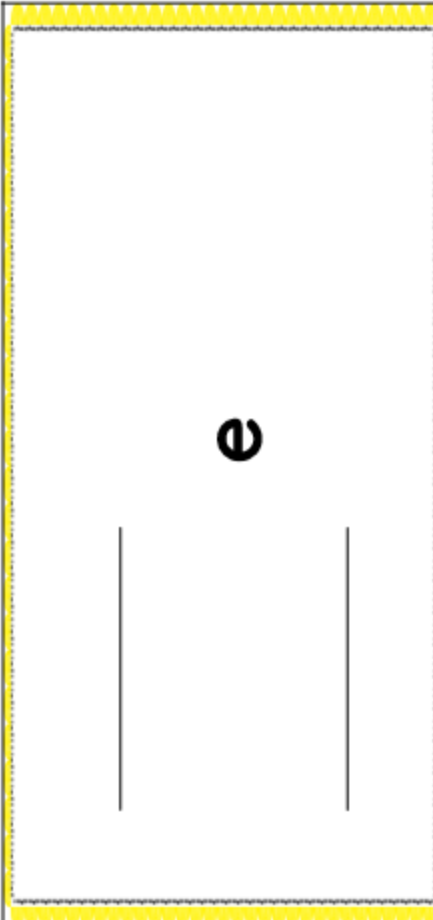
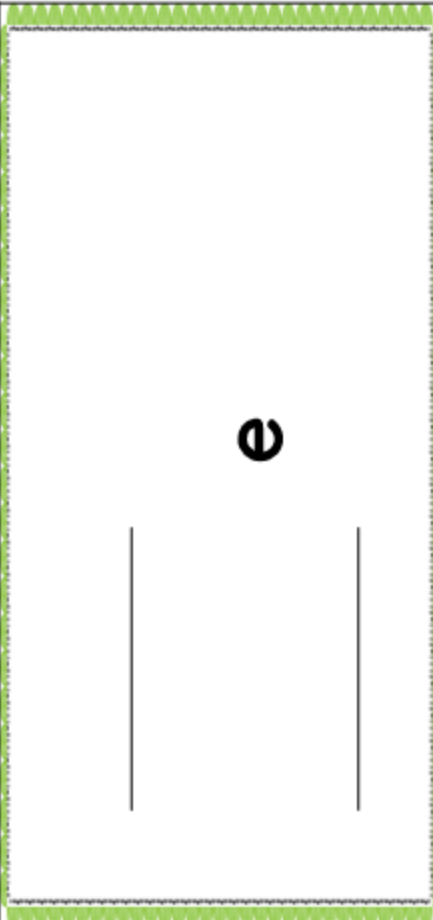
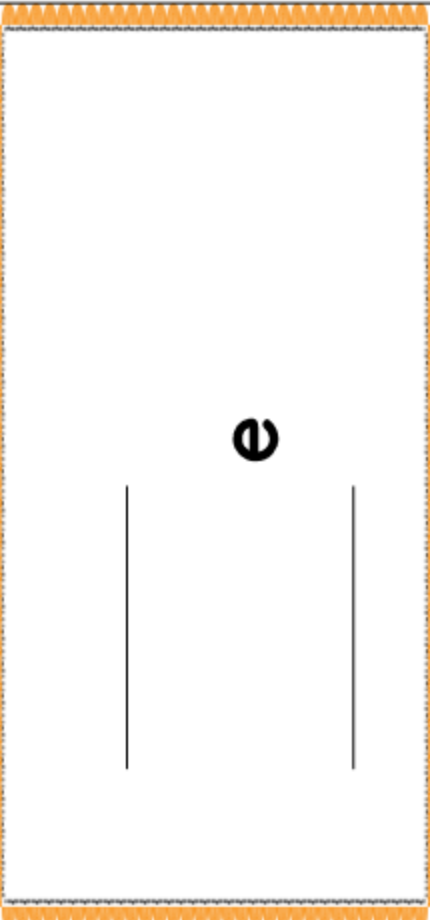
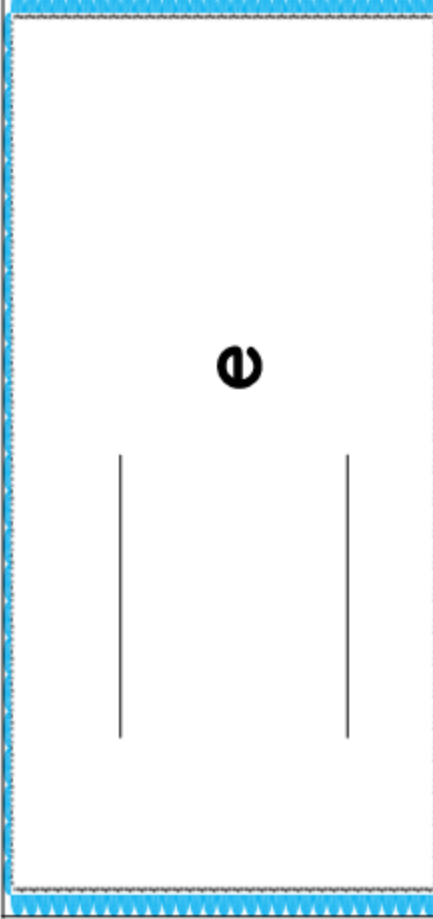
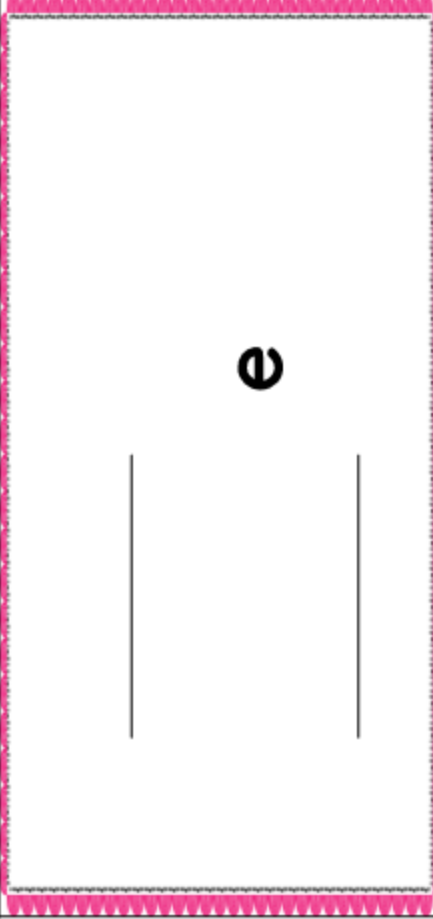
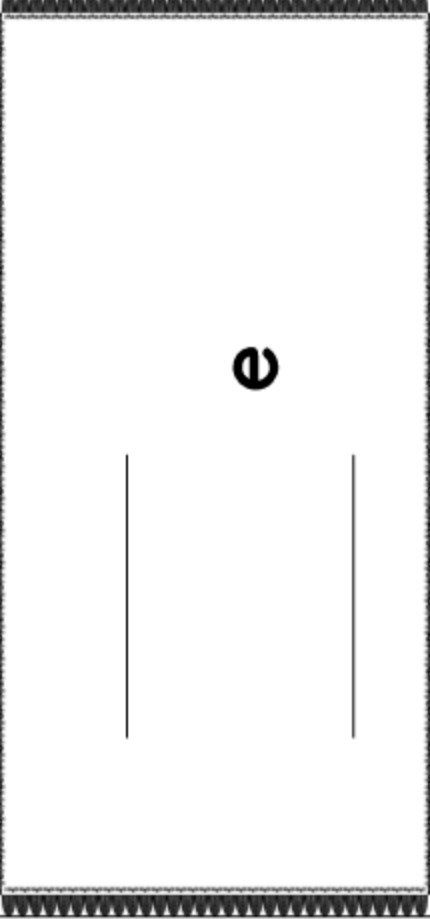
# VCe SLIDERS:

Cut out all five strips.



ā	ē	ī	ō	ū
tap	them	hid	rob	cub
rat	pet	slim	con	cut
sam		rip	hop	
can		pin	not	
mat		spin	cod	
fad		dim	glob	



 <p>_____</p> <p><b>e</b></p> <p>_____</p>	 <p>_____</p> <p><b>e</b></p> <p>_____</p>	 <p>_____</p> <p><b>e</b></p> <p>_____</p>
 <p>_____</p> <p><b>e</b></p> <p>_____</p>	 <p>_____</p> <p><b>e</b></p> <p>_____</p>	 <p>_____</p> <p><b>e</b></p> <p>_____</p>

# VCe Syllables



A VCe syllable has one long vowel followed by one consonant and a silent e at the end.

l ā t e

V C e

Directions: Read the words. Highlight the long vowel and mark it with a macron.  
Cross out the silent e.

made

game

snake

eve

theme

grebe

pine

kite

twine

robe

hope

stone

mule

cute

fume

name

lake

brave

mile

glide

white

joke

zone

stove


mule

cube

fume

eve

grebe



theme

Name: \_\_\_\_\_

Date: \_\_\_\_\_

# VCe Syllables



A VCe syllable has one long vowel followed by one consonant and a silent e at the end.

Directions: Cut, read and sort the VCe syllable word cards at the bottom. Glue or write them into the correct categories.

Long A	Long E	Long I	Long O	Long U



same	ride	eve	poke	fume
smile	cute	plate	Pete	choke
theme	rode	vine	flake	mule



Name:

Date:



A VCe syllable has one long vowel followed by one consonant and a silent e at the end.

Stamp It: Draw a line from a closed syllable circle on the left side to a VCe syllable on the right side. Stamp the two circles with a BINGO MARKER.

tap

fine

them

cube

fin

tape

cub

note

not

theme

VCe Syllable Fluency Strips: Read each sentence. Highlight each VCe syllable and mark the vowel with a macron.

Let's get the shape game at Kate's sale.

The white slime did glide on the slide.

Rome drove the note with a code home.

The cute mule named Yule was mute.

Will Pete and Steve make a whale theme?

Dave and Mike hope to get the cube prize.

A crane will drop a spike in the hole.

Zeke did spot a mole next to a snake!

# VCe Syllables



A VCe syllable has one long vowel followed by one consonant and a silent e at the end.

Directions: Read the passage. Choose five VCe syllables to highlight.

## The Bake Sale

Jake and Pete were broke. The two pals had a bake sale at home to save to get bikes. The two made ten cakes with themes. The cakes did not have the same theme. One cake had a cube theme and one cake had a globe theme. Jake and Pete set the cake sale up next to Jake's home.

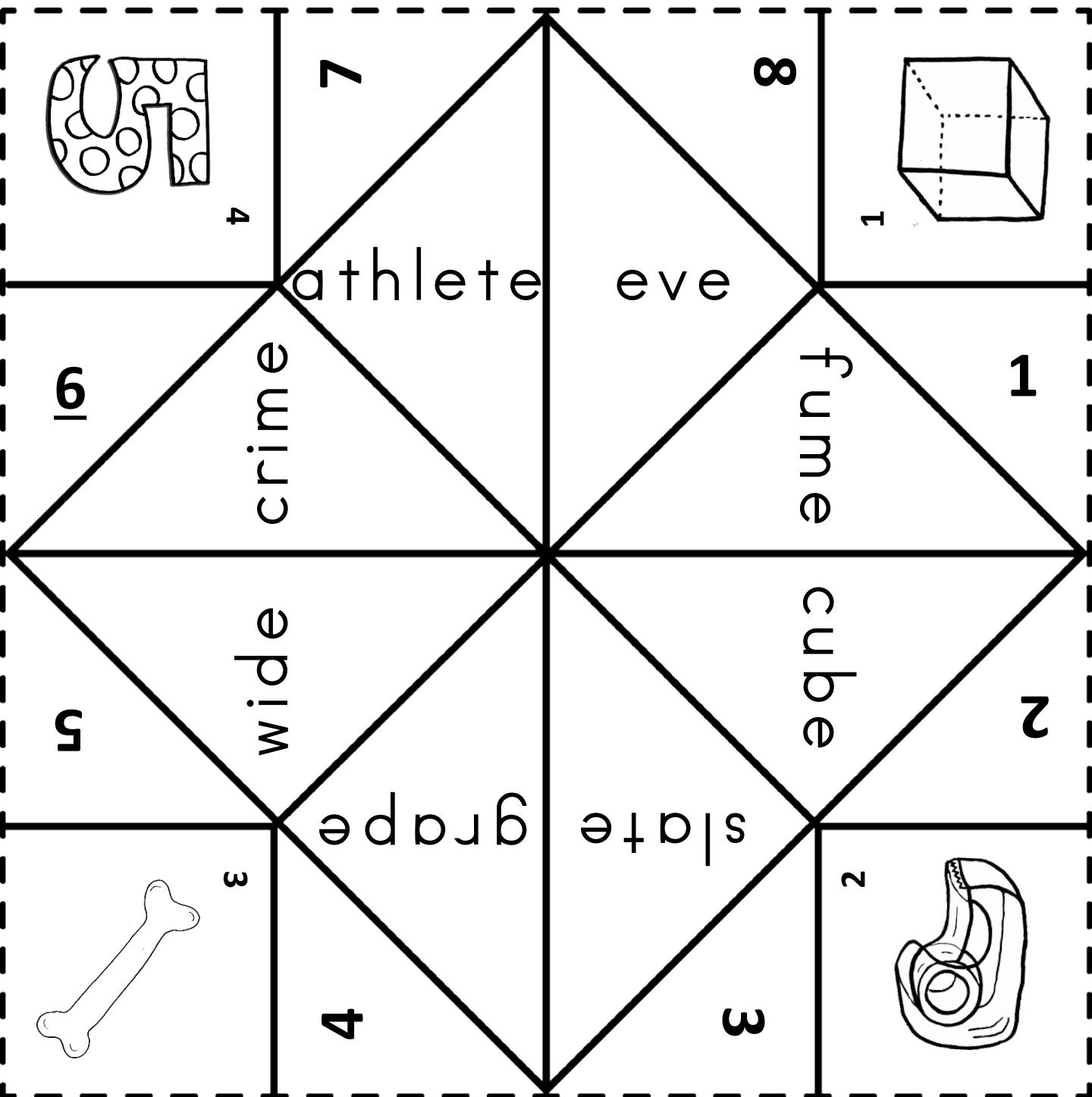
Kate got a cake with a kite theme. Mike got a cake with a mule theme. Jake and Pete were glad to get cash. "We're not broke!" said Pete. The two made cash on ten cakes. Jake's mom drove them to get bikes with the bake sale cash. Jake and Pete drove the bikes home.

Why did Jake and Pete have a bake sale?

---

# VCe Syllable Cootie Catcher

To play: 1. Choose a number. Open and close the cootie catcher back and forth that number of times. 2. Choose a number. Open and close the cootie catcher back and forth that number of times. 3. Choose a number and open the flap. 4. Say the picture 5. Read the word and spell it 6. Play again.



# Connect The Four Words



**Materials:** Game board, word cards for players 1 and 2, cut out and shuffled

**Preparation:** Place each set of word cards in an envelope after they are shuffled. There is one set of cards for each player.

## Directions

1. Decide who will go first.
2. On a turn, **WITHOUT LOOKING**, a player will draw a card from their envelope. Read the word out loud. Place the card on an open space with the same vowel sound.
3. Tip: Players are trying to block their opponent from connecting four words. Think about how this can be done as you take your turn on the game board.
4. Keep taking turns until someone can connect four of the words on the game board, **OR**, can no longer play the game.
5. If a player reads a word and there is no open space on the board, they lose their turn. They should return the card to their envelope.



# Connect The Four Words Gameboard

a-e	e-e	i-e	o-e	u-e
u-e	o-e	i-e	e-e	a-e
o-e	u-e	a-e	e-e	i-e
u-e	a-e	e-e	i-e	o-e
e-e	i-e	o-e	u-e	a-e

# Connect The Four Words (player 1 cards)

bake	made	shape	whale	grape
theme	eve	eke	grebe	Pete
line	time	wipe	drive	prize
code	stole	bone	vote	froze
mule	cube	fume	cute	use

# Connect The Four Words (player 1 cards)

bake	made	shape	whale	grape
theme	eve	eke	grebe	Pete
line	time	wipe	drive	prize
code	stole	bone	vote	froze
mule	cube	fume	cute	use



# Cupcake Party



**Materials:** One cupcake party game board per player, one set of cupcake word cards per player – cut out and shuffled, one sorting mat per player

**Preparation:** Cut out the cupcake word cards and shuffle them. Each player will place the cards in a deck face down or in a hat for random selection.


## Directions

1. Decide who will go first.
2. On a turn, one player will draw a card for their opponent. Read the word out loud to the opponent.
3. The opponent listens and will decide which category it goes in.
4. The opponent spells the word out loud as they write it on their sorting mat. Then, they mark the long vowel with a macron.
5. The player will check the spelling and give the cupcake card to the opponent if it is correct. They will place it on their cupcake party game board.
6. Earn one cupcake for each correct answer. Ten cupcakes on your table wins the game!

**\*\* Choose the card with a girl taking a cupcake and you lose a turn.**


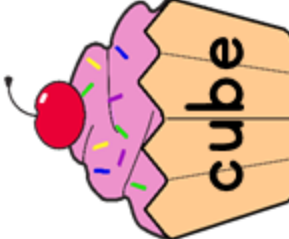
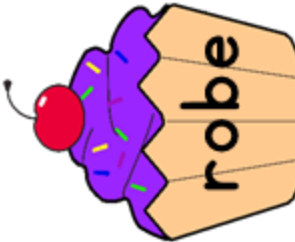
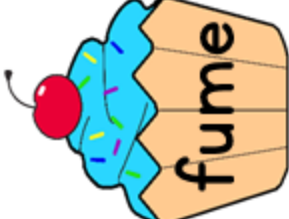
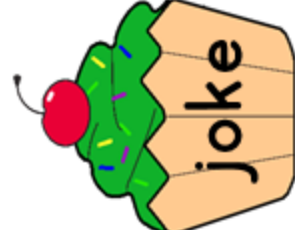
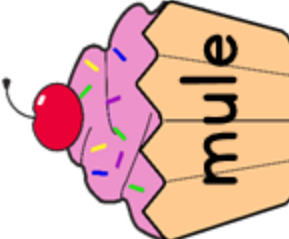
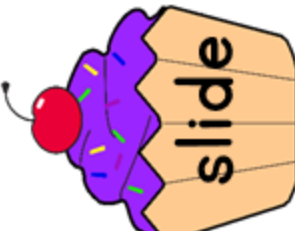
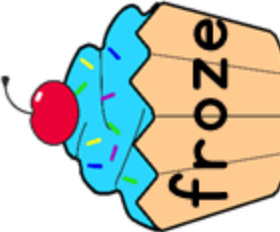
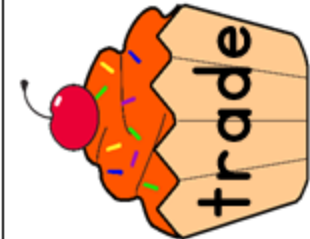


# Cupcake Party





Cupcake Party Word Cards



Name: \_\_\_\_\_

Date: \_\_\_\_\_

Directions: Listen to the word your partner gives you. Decide which category it goes in. Spell it out loud as you write the word. Then mark the long vowel with a macron. Earn one cupcake for your cupcake table for each correct answer. Ten cupcakes on your cupcake table wins the game!

a-e	e-e	i-e	o-e	u-e

**What is a VCe syllable?**



**Hi there!**

**This packet is an introduction to VCe syllables. I am including a few extra practice pages if you'd like your students to practice joining two syllables to create new words. Further multisyllabic practice is included in my syllable division resource. (That resource is available October 2017)**

**Thank you!**

sun shine

cap size

con crete

pan cake

up date

un wise



bed

time

tad

pole

fox

hole

dis

like

ath

lete

vol

ume

Name:

Date:



A VCe syllable has one long vowel followed by one consonant and a silent e at the end.

Stamp It: Draw a line from a closed syllable circle on the left side to a VCe syllable on the right side Stamp the two circles with a BINGO MARKER.

cup

lete

ath

hole

dis

cake


pot

side

in

pute

Credits: My products are made possible by the following fabulous artists!



<https://www.teacherspayteachers.com/Store/TheTraveling-Classroom>

This product and all of its contents is for educational purposes only, and is not for resale or redistribution in any form. It was purchased and/or downloaded for a single user, therefore may not be distributed without purchasing an additional user license available in my store. Please contact me, the seller for additional license information.

Emily Gibbons, © 2017

<https://www.teacherspayteachers.com/Store/Emily-Gibbons-The-Literacy-Nest>

