

Syllabication Resources

- Closed Syllables
- Over 20 practice pages

Created by: Emily Gibbons



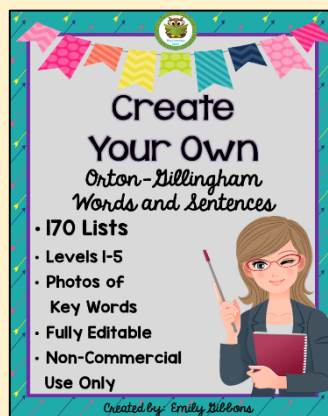

I hope you enjoy this resource!

Here are a few ways to stay in touch with me!

- Follow [my store](#).
- Sign up for my monthly email newsletter on [my blog](#). I'll send you important updates and a fun freebie!



You may also like the following resources. Click on any of the images below.



[Click here for more Orton-Gillingham resources.](#)

Dear Educator,
Thank you for your purchase! This is a set to teach an introduction to single, closed syllables and some additional two syllable practice. It is compatible with OG or other reading interventions. This resource may be used in a 1:1 setting, small group or even whole class, depending on your needs.

NOTE: Please pay special attention to the Table of Contents. This is the order of instruction I recommend. Games are included at the end to use at any point in your instruction. They make great review centers.

If you enjoyed using this set, be sure to check out [my other resources for teaching syllables](#). For tips on teaching syllable types, [read this six part blog series](#).

Thank you so much for choosing my store for your classroom needs. I do appreciate your patronage. Please be sure to leave feedback on this resource. It helps me, future customers, and you'll earn credit towards new purchases!

Sincerely,
Emily Gibbons, [The Literacy Nest](#)

Looking to share?
Purchase an
additional license.



~TABLE OF CONTENTS~

5	What Is A Syllable? Mini-Poster
6-8	What Is A Closed Syllable? Mini-Poster, Closed Door Poster What is A Breve? Mini-Poster
9	Word List
10-11	Teacher Cards
12	Word Sort By Short Vowel
13	Fluency Strips
14	Decodable Story
15	Cootie Catcher
16-19	Gumball Machine
20-23	Connect The Four Words
24	What's A Closed Syllable Quick Assessment
25-28	Two Syllable Words With Closed Syllable Practice
29	Credits



What is a syllable?


**A syllable is a
word or word
part with one
vowel sound.**



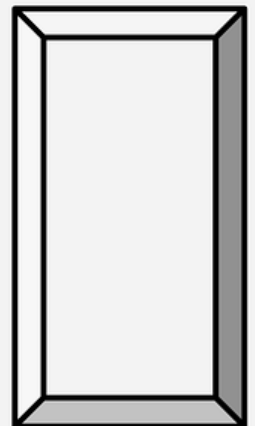
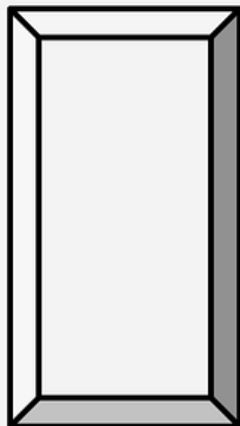
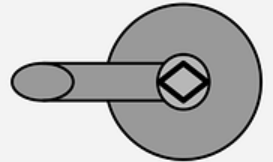
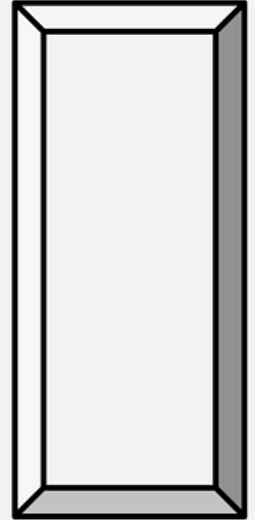
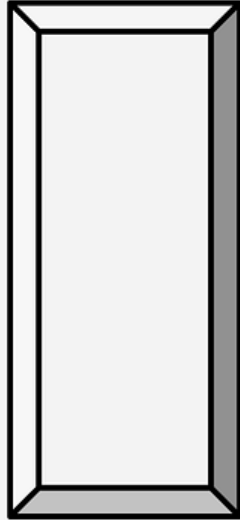

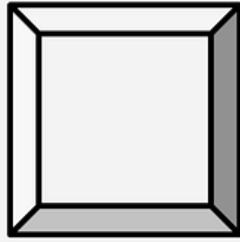
Closed Syllables

**A closed
syllable usually
has a short
vowel
and at least
one consonant
after it.**

ex. **bĕg, ĭt, răsh**



Fold along the dashed line.
Write closed syllables in the white rectangles.
Use the closed door to show how the consonant closes in the vowel, so it keeps a short vowel sound.





Breve: A breve
is the symbol to
use when you
mark a vowel
short. ex. răt



Closed Syllables



A closed syllable has one vowel. It usually has a short vowel with at least one consonant after it.

b **ă** t

v c

Directions: Read the words. Highlight each short vowel and mark it with a breve.

at	pad	flag
Ed	beg	end
it	fin	wish
dot	stop	moss
mud	cut	dump

at

pad

flag

Ed

beg

end

it

fin

wish

dot

stop

moss

mud

cut

dump

Name:

Date:

Closed Syllables



A closed syllable has one vowel. It usually has a short vowel with at least one consonant after it.

Directions: Cut, read and sort the closed syllable word cards at the bottom. Glue or write each word into the correct category.

Short A	Short E	Short I	Short O	Short U



rag	bath	grass	dot	cop
trot	if	will	ship	get
vent	when	cut	mush	fluff

Closed Syllable Fluency Strips: Read each sentence. Highlight each closed syllable and mark the vowel with a breve.

Tag the kid with the red top.

Pat the sad dog in the pet shop.

Ness will run and jump in the mud.

"Lift the box up," said Dad.

Cut the strip and set it on the desk.

"Let's get rid of this stuff!" said Mom.

Plug the tub and grab the pup.

The flag on the hill did swish in the wind.

Closed Syllables



A closed syllable has one vowel. It usually has one short vowel with at least one consonant after it.

Directions: Read the passage. Choose ten closed syllables to highlight.

Ed's Slush Shop

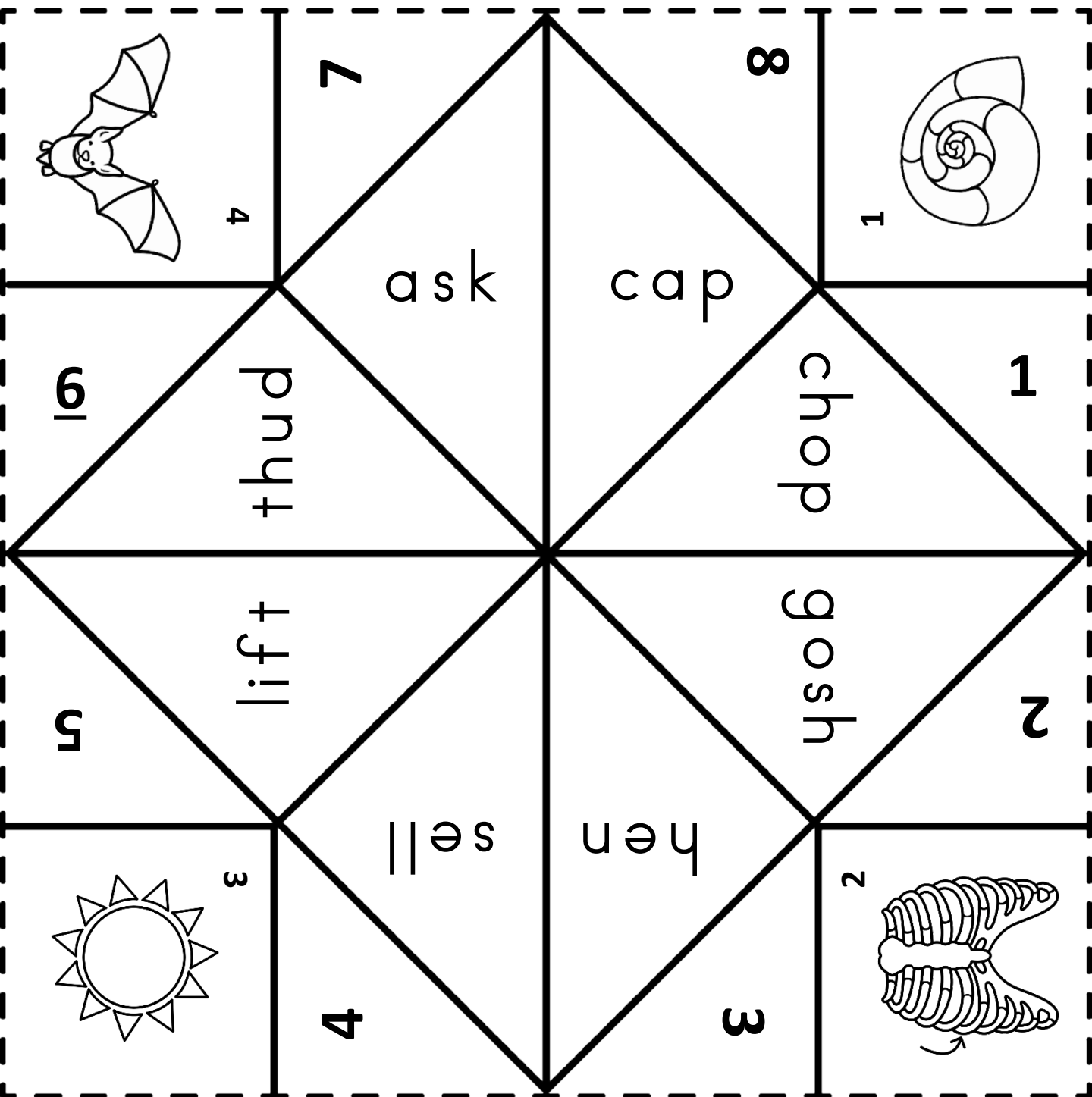
Ed had a slush shop. Ed's pals had to get a slush. The pals went up the step to the shop at ten. It was hot in the shop. Ed said, "Gosh! Will the slush melt?" Ed and the pals had a chat. "Let's have the slush in a flash. Then it will not melt."


In a flash, Ed did pass slush cups to the pals. "YUM!" the pals said. The slush did not melt in the cup. The pals did gulp it in a flash. Slush is the best when it is hot.

Why did the pals have the slush in a flash?


Closed Syllable Cootie Catcher

To play: 1. Choose a number. Open and close the cootie catcher back and forth that number of times. 2. Choose a number. Open and close the cootie catcher back and forth that number of times. 3. Choose a number and open the flap. 4. Say the picture 5. Read the word and spell it 6. Play again.





Gumball Machine







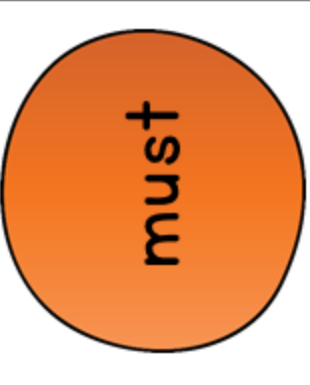




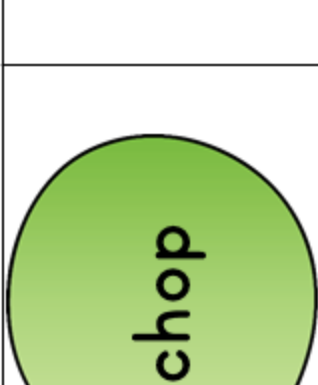
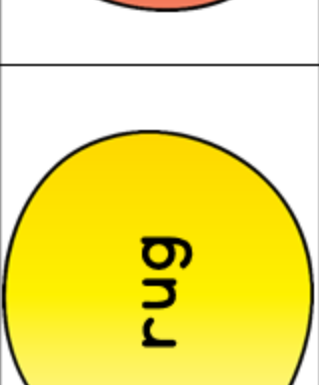

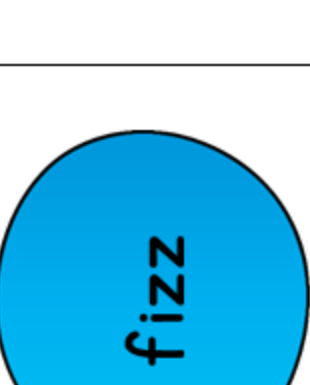
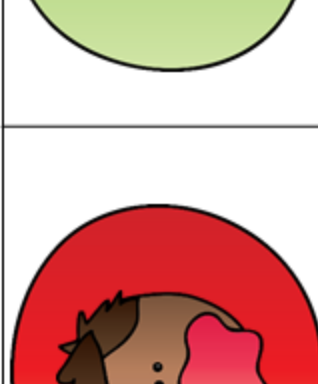
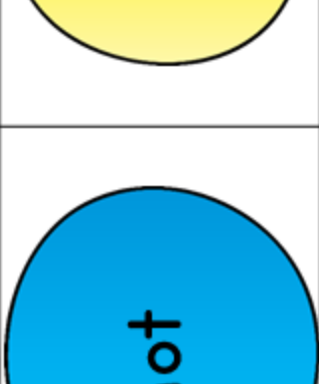
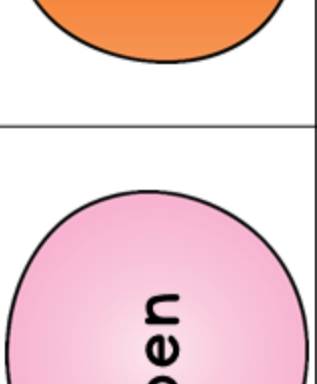
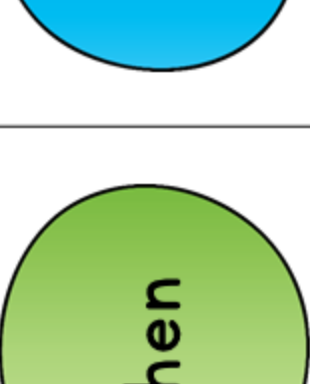
Materials: Gumball machine game board for each player, colored counters or bingo chips for the gumballs, gumball word cards - cut out and shuffled, one sorting mat per player

Preparation: Cut out the gumball word cards and shuffle them. Place in a deck face down or in a hat for random selection.

Directions

1. Decide who will go first.
2. On a turn, **WITHOUT LOOKING**, a player will draw a card.
Read the word out loud.
3. Listen to the word the opponent gives. Decide which category it goes in.
4. Spell it out loud as you write the word. Then mark the short vowel with a breve.
5. Choose a POP card and skip a turn.
6. Earn one gumball for each correct answer. Ten gumballs in your machine wins the game!



 fish		 dash	 must
 slam	 tell	 lip	
 chop	 rug	 mud	 fizz
	 hot	 pen	 then

Name: _____

Date: _____

Directions: Listen to the word your partner gives you. Decide which category it goes in. Spell it out loud as you write the word. Then mark the short vowel with a breve. Earn one gumball for your gumball machine for each correct answer. Ten gumballs in your gumball machine wins the game!

ă	è	ĩ	ö	ü

Connect The Four Words



Materials: Game board, word cards for players 1 and 2, cut out and shuffled

Preparation: Place each set of word cards in an envelope after they are shuffled. There is one set of cards for each player.

Directions

1. Decide who will go first.
2. On a turn, **WITHOUT LOOKING**, a player will draw a card from their envelope. Read the word out loud. Place the card on an open space with the same vowel.
3. Tip: Players are trying to block their opponent from connecting four words. Think about how this can be done as you take your turn on the game board.
4. Keep taking turns until someone can connect four of the words on the game board, **OR**, can no longer play the game.
5. If a player reads a word and there is no open space on the board, they lose their turn. They should return the card to their envelope.

Connect The Four Words Gameboard

a	e	i	o	u
u	o	i	e	a
o	u	a	e	i
u	a	e	i	o
e	i	o	u	a

Connect The Four Words (player 1 cards)

bag	man	chat	sash	at
den	met	fell	shed	when
bin	wish	kid	chill	pit
hog	moss	rod	shot	flop
sun	gut	fluff	cub	shut

Connect The Four Words (player 1 cards)

bag	man	chat	sash	at
den	met	fell	shed	when
bin	wish	kid	chill	pit
hog	moss	rod	shot	flop
sun	gut	fluff	cub	shut

What is a closed syllable?



Hi there!

This packet is an introduction to closed syllables as one syllable. I am including a few extra practice pages if you'd like your students to practice joining two syllables to create new words. Further multisyllabic practice is included in my syllable division resource. (That resource is available October 2017)

Thank you!

con tact

un til

sel fish

ad dress

nap kin

prob lem

hun

dred

tid

bit

sub

ject

him

self

rab

bit

can

did

Name:

Date:



A closed syllable has one vowel. It usually has a short vowel with at least one consonant after it.

Stamp It: Draw a line from one closed syllable circle to another to form a new word. Stamp the two circles with a BINGO MARKER.

ad

lin

in

kin

gob

mit

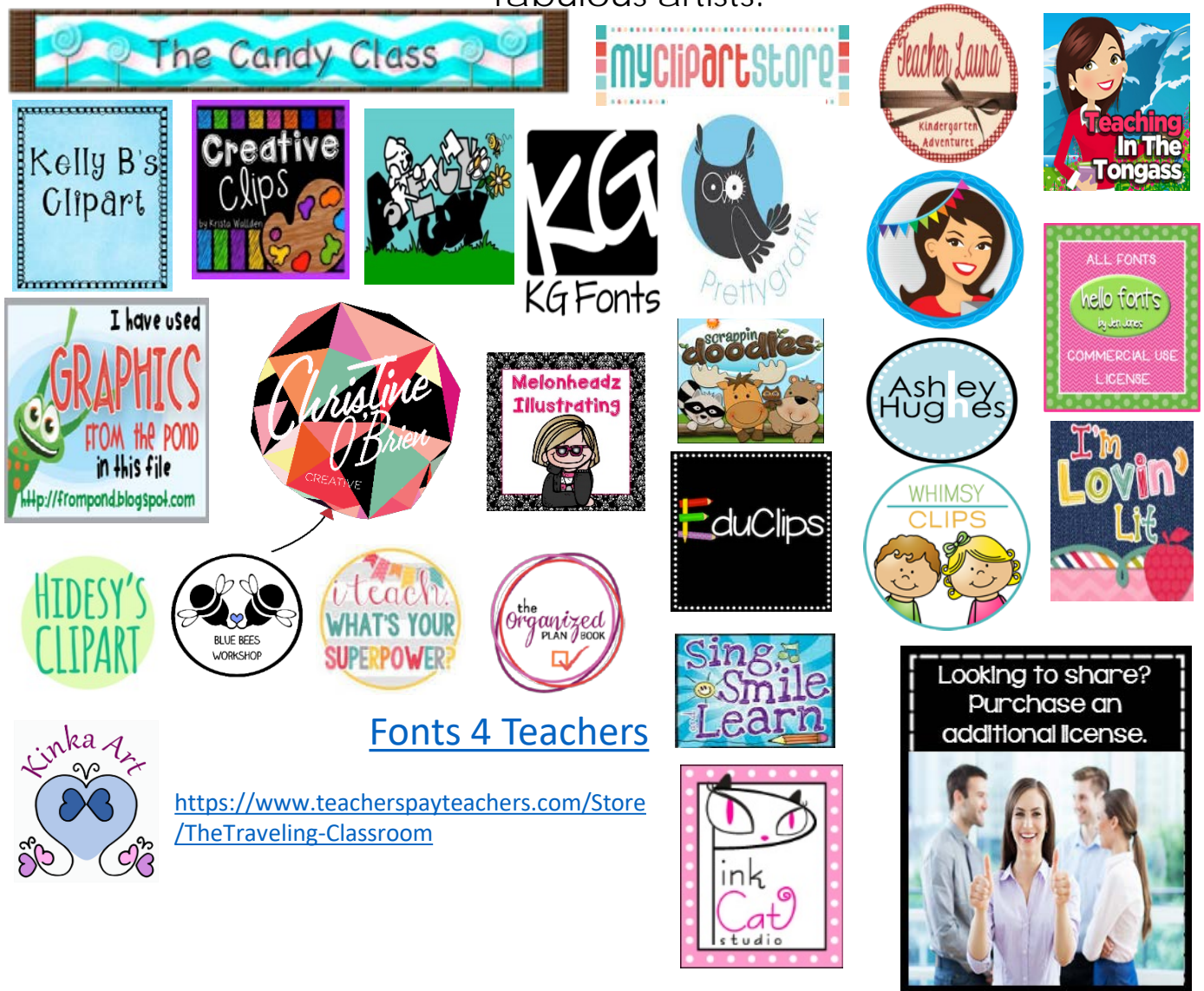
nap

til

un

dex

Credits: My products are made possible by the following fabulous artists!



This product and all of its contents is for educational purposes only, and is not for resale or redistribution in any form. It was purchased and/or downloaded for a single user, therefore may not be distributed without purchasing an additional user license available in my store. Please contact me, the seller for additional license information.

Emily Gibbons, © 2017

<https://www.teacherspayteachers.com/Store/Emily-Gibbons-The-Literacy-Nest>

Emily Gibbons, 2017

