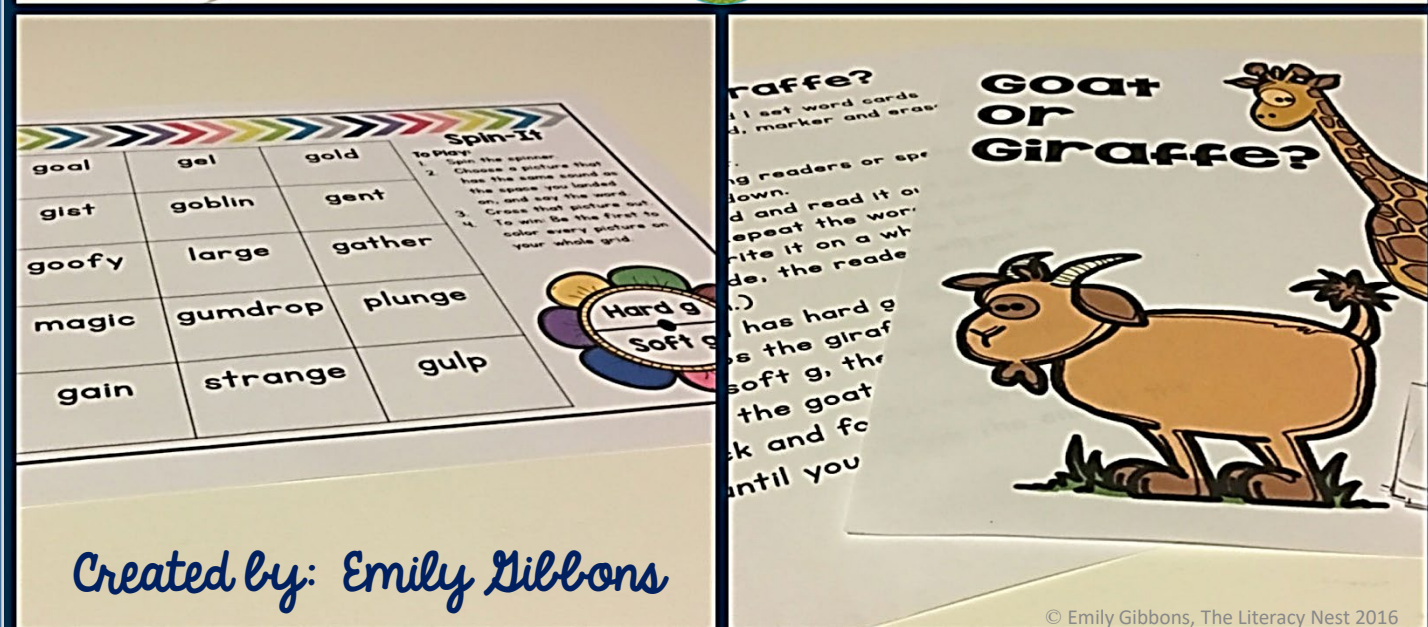


Multi-Sensory Phonics Packs

Soft G

Over 30 practice pages
suitable for Orton-Gillingham

Hard G vs. Soft G practice included




Created by: Emily Gibbons

© Emily Gibbons, The Literacy Nest 2016

Kick your instruction up a notch!

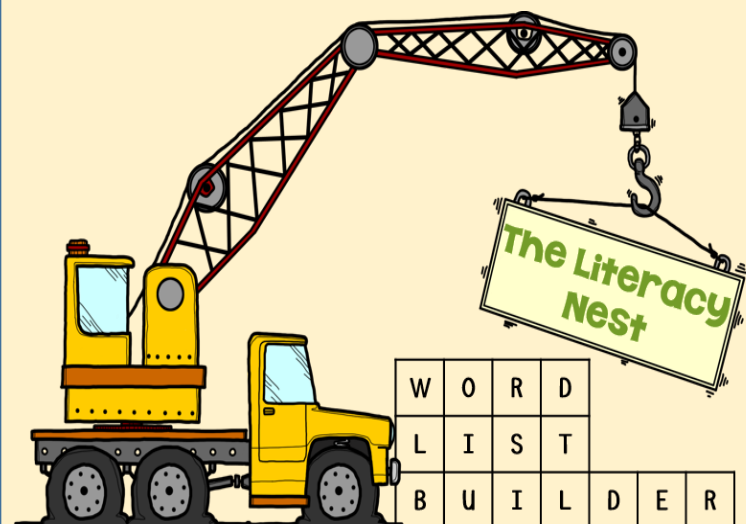
I hope you enjoy this resource! Here are a few ways to stay in touch with me!

- Follow [my store](#).
- Sign up for my weekly emails on [my blog](#). I'll send you important updates and a fun freebie!

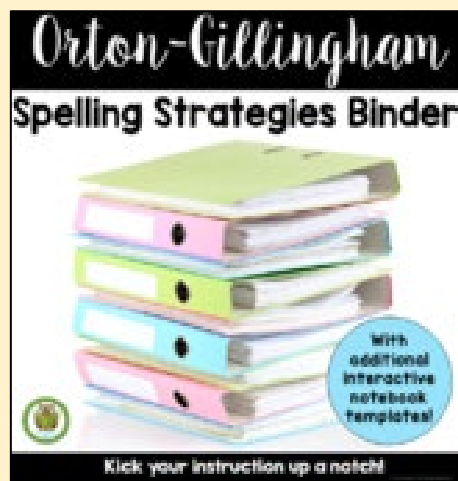
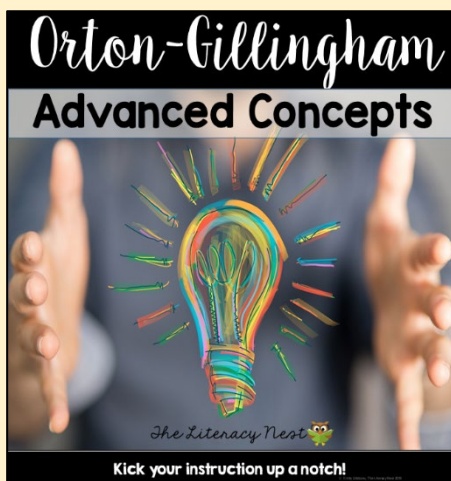
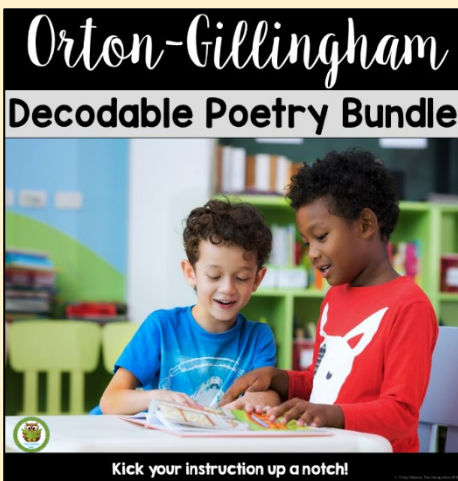


Join Word List Builder!

- Unique search engine
- Create save and print your own word lists, word cards, phrase templates and games!
- time-saving for O-G lesson planning
- [GO HERE](#) to sign up!



You may also like the following resources. Click any image below.



[Click here for more Orton-Gillingham resources.](#)

~TABLE OF CONTENTS~

6	Mini-Poster
7	Word List
8	Read and Tap
9	Read and Check: hard and soft g
10	Write-A-Sentence
11	Guess The Word
12	Sentence Building
13	Handwriting Practice
14	Sentence Strips For Fluency Practice
15-22	Hard and Soft G clip cards
23-26	Sorting Materials and Answer Key
27	Decodable Story
28-35	Game Materials (3 game choices)
36	Credits

Dear Educator,
Thank you for your purchase! This is a set for practice with soft G words, as well as a review of hard versus soft G. It is compatible with OG or other reading interventions. This resource may be used in a 1:1 setting, small group or even whole class, depending on your needs.

NOTE: Please pay special attention to the Table of Contents. This is the order of instruction I recommend. It progresses from sounds and words, to sentences and a fully decodable story. Games are included at the end to use at any point in your instruction. They make great review centers.

If you enjoyed using this set, please be sure to check out my other multi-sensory skill practice sets. I'll be adding more phonics packs each month!

Thank you so much for choosing my store for your classroom needs. I do appreciate your patronage. Please be sure to leave feedback on this resource. It helps me, future customers, and you'll earn credit towards new purchases!

Sincerely,
Emily Gibbons, [The Literacy Nest](#)

Looking to share?
Purchase an
additional license.



~TABLE OF CONTENTS~


5	Mini-Poster
6	Word List
7	Read and Tap
8	Read and Check: hard and soft g
9-10	Letter Boxes, Missing Letters
11	Guess The Word
12	Sentence Building
13	Handwriting Practice
14	Sentence Strips For Fluency Practice
15-22	Hard and Soft G clip cards
23-26	Sorting Materials and Answer Key
27	Decodable Story
28-35	Game Materials (3 game choices)
36	Credits

Soft G or Hard G?

The letter g has two sounds.

Soft G

- Usually makes the /j/ sound before **e**, **i** or **y**



Hard G

- Usually makes the /g/ sound before **a**, **o** or **u**.



hard g

gas	game	goal	gulp
gate	goat	good	gold
garden	gather	goblin	forgot

soft g

gel	gem	gist	germ
magic	tragic	stingy	agent

Sentences To Read

1. Grab some gas for the car trip now!
2. He told them the tragic tale of the magic witch.

Name: _____

Date: _____

Read and Tap: Read each word and tap out the sounds. Count the number of sounds and draw a check in the correct column.

Read each word. Tap out the sounds.	3 sounds	4 sounds	5 sounds
gem			
magic			
germ			
large			
cringe			
gist			
charger			

Name: _____ Date: _____

Soft g

Hard or Soft G?

Read and check: Read each word. Highlight the g. Underline the letter that follows the g. Place a check mark in the second or third column.

Highlight the g in each word.	Check here if hard g.	Check here if soft g.
gull		
gumdrop		
surge		
change		
gather		
ginger		
goofy		
gasp		
tragic		

Name: _____

Date: _____

Write-A-Sentence

Directions: 1. Read the words.

2. Write one sentence for each word.

Word	Sentence
gem	
germs	
charge	
magic	
strange	

Name: _____

Date: _____

Guess The Word

Directions: 1. Read each phrase.

2. Complete each sentence with a soft g word.

3. Highlight the soft g in each word.

**rage, stingy, tragic, gent,
strange, barge**

Something odd is...

If you don't like to
share, you might be...

When you are very mad,
you are in a...

A name for a man is a...

A huge ship with a flat
bed is called a...

A very sad event is...

Name: _____

Date: _____

Sentence Building

Directions: 1. Read each phrase.

2. Complete each sentence with a soft g word.

3. Highlight the soft g in each word.

gingerbread	has white icing and red candy.
It's entertaining to see	magic
agent	the case of the missing gems.
I spilled milk on my shirt	change
stingy	and didn't share the snacks.

Name _____

Date _____

gem

gent

gist

magic

stage

merge

bulge

ginger

stingy

An agent is on a large barge.

The large fur seal took a plunge into the icy sea.

“Let’s bake gingerbread men for a sweet treat,” said Marge.

Agent Sage found the missing gems in the locker room.

The tragic barge crash was on the news last night.

The coffee tasted strange and made me cringe.

Wash your hands to prevent germs from spreading.

Gage didn’t charge the cell phone, so he had to wait to call home.

gate

hard g soft g

grapes

hard g soft g

flag

hard g soft g

grass

hard g soft g

jog

hard g soft g

glasses

hard g soft g

dig

hard g soft g

goldfish

hard g soft g

germ

hard g soft g

gingerbread

hard g soft g

magic

hard g soft g

rage

hard g soft g

gem

hard g soft g

page

hard g soft g

cage


hard g soft g

gel

hard g soft g



hard g soft g



hard g soft g



hard g soft g



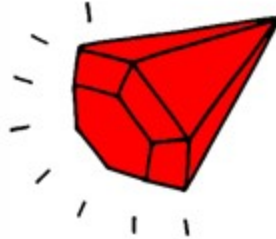
hard g soft g



hard g soft g



hard g soft g



hard g soft g



hard g soft g



hard g soft g



hard g soft g



hard g soft g




hard g soft g




hard g soft g















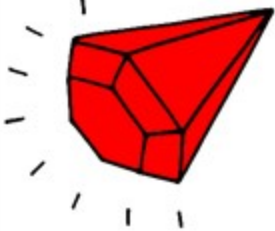



hard g soft g



hard g soft g



hard g soft g

gate	grapes	flag	grass
jog	glasses	dig	goldfish
germ	gingerbread	magic	rage
gem	page	cage	gel

Name: _____

Date: _____

Directions: 1. Sort your word cards.

2. Write the words in the correct category.

Hard G	Soft G

Name: ANSWER KEY

Date: _____

Directions: 1. Sort your word cards.

2. Write the words in the correct category.

Hard G	Soft G
gate	germ
grapes	gingerbread
flag	magic
grass	rage
jog	gem
glasses	page
dig	cage
goldfish	gel

Grumpy Gene

Grumpy Gene had a job in the local pet shop. Gene didn't have many pets to sell, but he wished to get some next year. He would sit at the desk and chomp gum, waiting for someone to come in.

On one side, there were gophers. Some were gold and some were brown. Some were large and some were small. Grumpy Gene had a tidy cage for each gopher, and he did change the food and clean the bowl each day.

Against the side wall were two huge gerbils. Grumpy Gene named them Gus and Roger. Gene tried to keep Gus and Roger on a strict meal plan, but sometimes he forgot. Grumpy Gene might slip them a gumdrop or two for a treat.

At the back of the pet shop, Grumpy Gene had a garden. In it, were three large goats. He gave them grass, flowers, or a piece of ginger to munch on each day. Gene may have been grumpy, but his pet shop gave him peace.

*Highlight all the soft G words in yellow.

*Highlight all the hard G words in orange.

GEMS





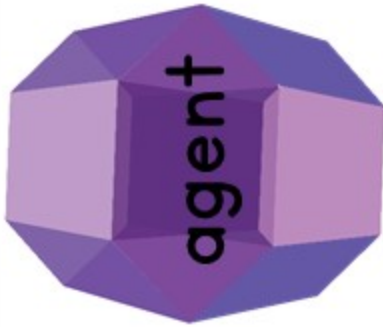









Materials: Each player gets 1 treasure chest game board, and 1 set of soft g GEM cards. Prepare a tray of colorful gems, beads, sand or rice, and the spinner with a pencil and paperclip.


Your goal: To fill your treasure chest with gems!

1. Decide who will go first.
2. Players take turns spinning.
3. If you land on...
 - GEM THIEF- Take one GEM card away from your treasure chest.
 - GEMS- Choose one GEM card to read, trace and spell out loud in the tray of GEMS. Then you can add it to your TREASURE CHEST! 😊
 - RING-Choose one GEM card. Read it, sky write it, and add it to your treasure chest.
 - TREASURE CHEST- Spin again.

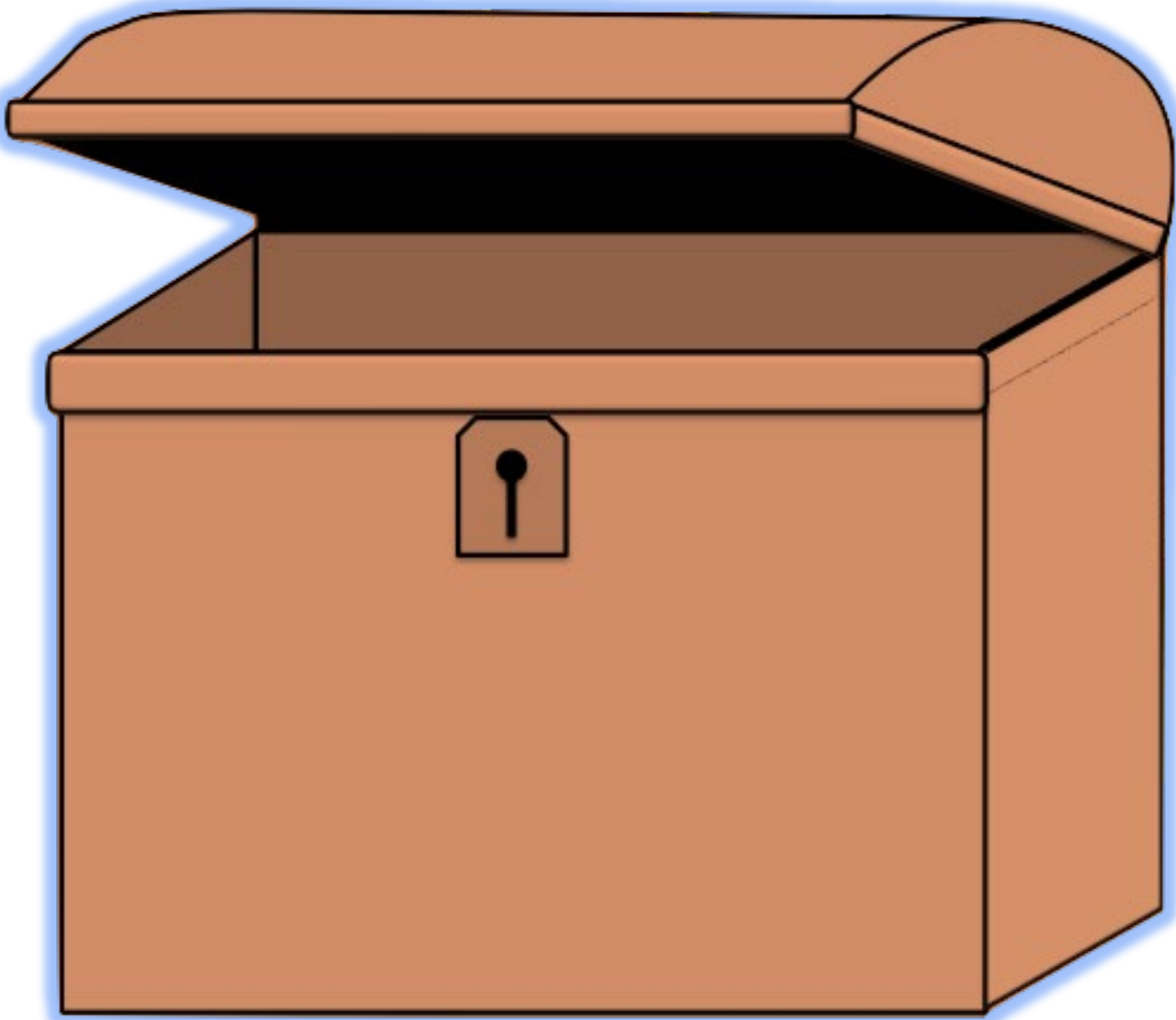
* The first player to fill up their TREASURE CHEST with all their GEMS wins!

 large	 twinge	 strange
 change	 agent	 tragic
 germ	 ginger	 plunge
 gem	 gist	 stingy

GEMS



GEMS




Goat or Giraffe?

Materials: 1 game board, and 1 set word cards (shuffled), dry erase board, marker and eraser

1. Decide who will go first.
2. Players take turns being readers or spellers.
Place the cards face down.
3. Reader: Choose a card and read it out loud to the speller. Speller: Repeat the word and spell it out loud as you write it on a white board.
(If a mistake is made, the reader will ask the speller to try again.)
4. Then... If the word has soft g, the speller says, "Giraffe," and taps the giraffe.
5. If the word has hard g, the speller says, "Goat," and taps the goat.
6. Switch roles back and forth, repeating directions 3-5 until you reach the end of the deck.

**Goat
or
Giraffe?**



WORD CARDS (EXTRA) Use this template to write more words for practice.




Spin-It

To Play:

1. Spin the spinner.
2. Choose a picture that has the same sound as the space you landed on, and say the word.
3. Cross that picture out.
4. To win: Be the first to color every picture on your whole grid.

gem	goal	gel	gold
gasp	gist	goblin	gent
stingy	goofy	large	gather
good	magic	gumdrop	plunge
change	gain	strange	gulp



Credits: My products are made possible by the following fabulous artists!



This product and all of its contents is for educational purposes only, and is not for resale or redistribution in any form. It was purchased and/or downloaded for a single user, therefore may not be distributed without purchasing an additional user license available in my store. Please contact me, the seller for additional license information.

Emily Gibbons, © 2016-2020 All rights reserved.

<https://www.teacherspayteachers.com/Store/Emily-Gibbons-The-Literacy-Nest>

