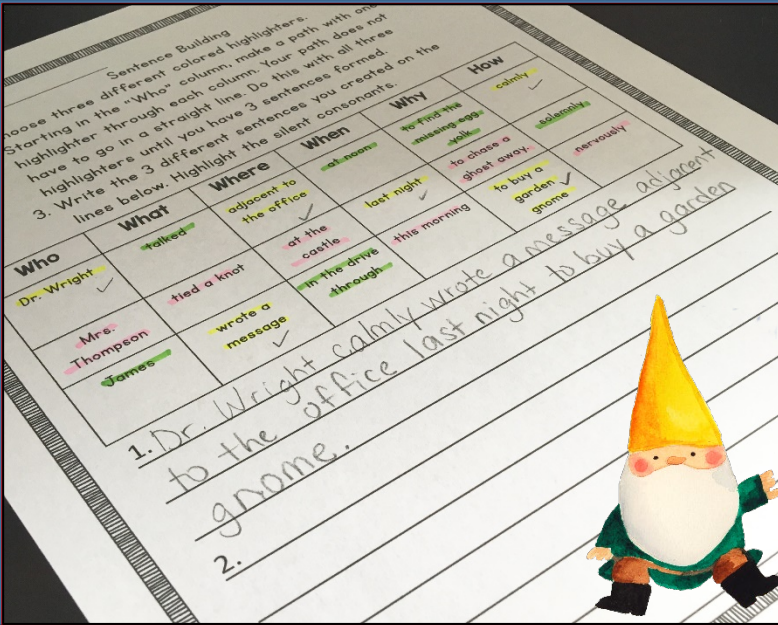


Multi-Sensory Phonics Packs



Silent Letters


- Over 50 practice pages and games
- Suitable for O.G.



Kick your instruction up a notch!


I hope you enjoy this resource! Here are a few ways to stay in touch with me!

- Follow [my store](#).
- Sign up for my weekly emails on [my blog](#). I'll send you important updates and a fun freebie!

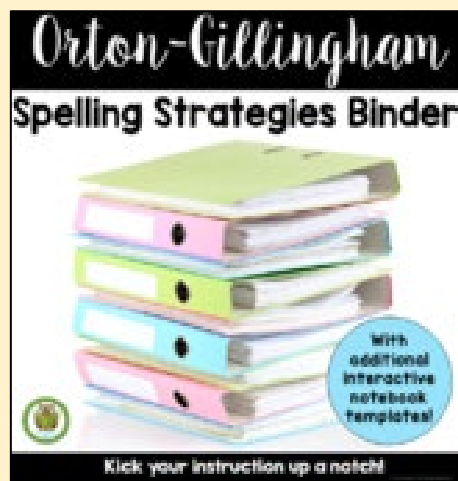
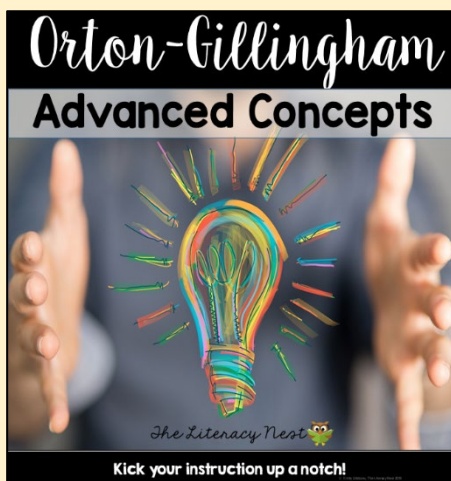
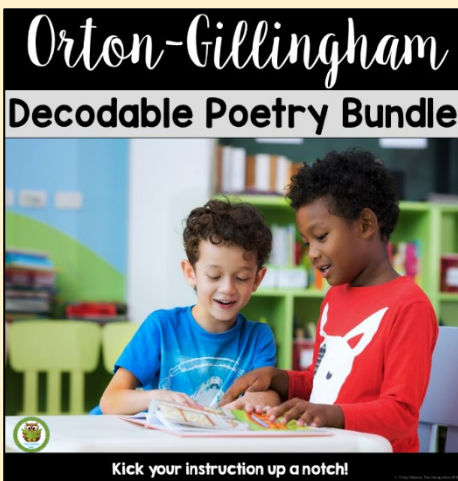


Join Word List Builder!

- Unique search engine
- Create save and print your own word lists, word cards, phrase templates and games!
- time-saving for O-G lesson planning
- [GO HERE](#) to sign up!



You may also like the following resources. Click any image below.



[Click here for more Orton-Gillingham resources.](#)

Dear Educator,
Thank you for your purchase! This is a set for practice with initial, medial and final silent consonants. It is compatible with OG or other reading interventions. This resource may be used in a 1:1 setting, small group or even whole class, depending on your needs.

NOTE: Please pay special attention to the Table of Contents. This is the order of instruction I recommend. It progresses from words and sounds, to sentences and a fully decodable story. Games are included at the end to use at any point in your instruction. They make great review centers.

If you enjoyed using this set, please be sure to check out my other multi-sensory skill practice sets. I'll be adding more phonics packs each month!

Thank you so much for choosing my store for your classroom needs. I do appreciate your patronage. Please be sure to leave feedback on this resource. It helps me, future customers, and you'll earn credit towards new purchases!

Sincerely,
Emily Gibbons, [The Literacy Nest](#)

Looking to share?
Purchase an
additional license.



~TABLE OF CONTENTS~

5	Why Do We Have Silent Letters?
6-12	Word Lists
13	Rhyming Match
14-17	Word Building Puzzles
18-20	Sorting Materials
21-23	Word Mazes
24	Write-A-Sentence
25	Handwriting Practice
26	Lined Paper
27-35	Clip Wheels
36	Sentence Building
37-46	Decodable Stories
47-56	Games for Reading and Spelling
57	Credits

Why Does The English Language Have Silent Letters?

The English language is a mix of many different languages from different parts of the world. Over hundreds of years, other countries spelled and pronounced words differently than what we might use today. It's important to note that spelling isn't just about pronouncing a word.

We also have to consider:

- The word's meaning
- The word's history

So when we're curious about the silent letters in a word, there are some reasons that we still have them today.

- The silent letter(s) used to be pronounced many years ago, but aren't any longer like the word, knot. (k-n-o-t)
- The silent letter may have been added to uphold a spelling rule.
- Even though the way we say a word over time changes, the spelling might not. Why didn't the spelling change? When we started using the printing press, people wanted to have a common spelling.
- Years ago a silent letter might be added because of a root's history, for easier printing strokes, or simply for looks and appearance.

So when you see a word with a silent letter, try to think about it's meaning and history!

Initial Silent Letters

dj /j/

gh /g/

gn /n/

adjust

adjoin

adjective

adjacent

ghost

ghoul

ghetto

afghan

gnarl

gnash

gnaw

gnat

Sentences To Read

1. Hungry sharks gnaw and gnash their prey.
2. The blue afghan is adjacent to the ghoul mask .

Initial Silent Letters

gu /g/

kn /n/

wr /r/

guard

guess

guide

guy

knot

knee

knife

know

knight

knew

knock

knelt

wrap

wrist

wreath

wrote

wreck

wrong

writer

wrestle

Sentences To Read

1. When the guide wrote the note, he made a guess.
2. Did the green wreath have a red bow with a knot?

Initial Silent Letters

rh /r/

sc /s/

sw /s/

wh /h/

rhyme

scene

sword

who

rhino

scent

answer

whom

rhombus

science

scissors

whole

Sentences To Read

1. The Itsy Bitsy Spider is a nursery rhyme.
2. Who can answer the science question?

Initial Silent Letters

h (hour)

ps /s/ psychic

hour

psychic

herb

psalm

heir

pseudo

Sentences To Read

1. Will the heir pick herbs for dinner?
2. The pseudo psychic fooled us all with tricks.

Silent Medial Letters

h (exhibit) l (calf) l (chalk) l (calm)

exhibit calf chalk calm

exhaust half talk palm

shepherd salmon walk qualm

John halves folk balm

Sentences To Read

1. John, the calm shepherd, walked with the sheep.
2. Where should we place the salmon halves?

Silent Medial Letters

t (castle, listen)

castle

jostle

rustle

nestle

whistle

hustle

thistle

wrestle

listen

fasten

often

soften

Sentences To Read

1. "Fasten your seat buckle!" shouted the pilot.
2. Have you been to the castle nestled in the hills?

Silent Final Letters

-bt /t/ (debt) -gn /n/ (sign)

-mb /m/ (comb) mn /m/ (autumn)

debt

sign

comb

autumn

doubt

reign

lamb

column

debtor

design

thumb

solemn

doubting

resign

climb

hymn

Sentences To Read

1. Let's design a sign for the football game.
2. Climb the ladder to the top of the old oak tree.

Name:

Date:

Matching Directions: Draw a line from a word in the first column to a word that rhymes with it in the second column.

half

chalk

palm

thistle

talk

solemn

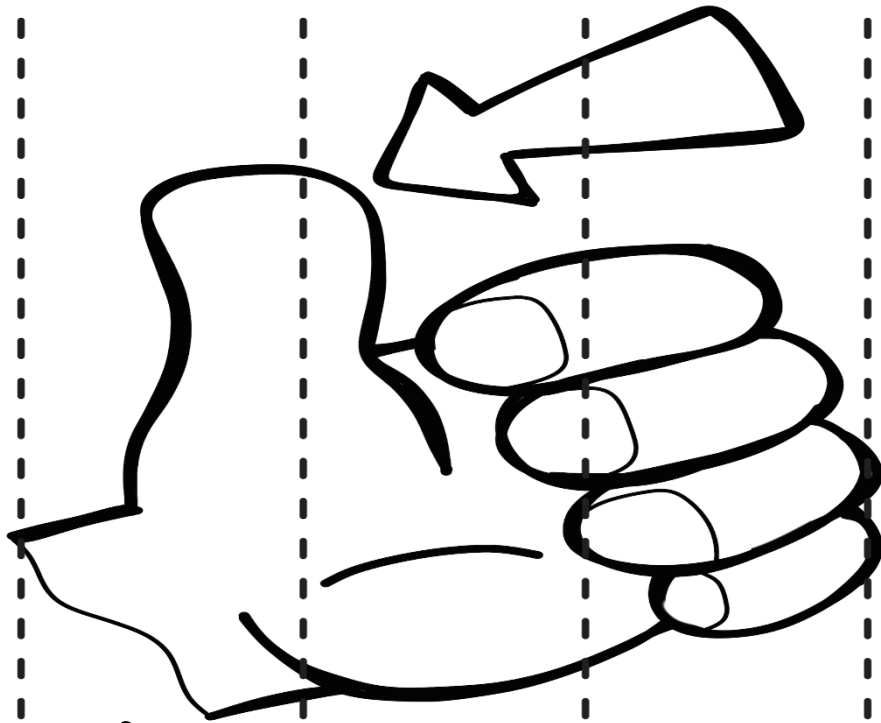
whistle

calf

column

calm

Silent Letters puzzles




t

h

u

m

b



s

c

e

n

e

Silent Letters puzzles




g

n

o

m

e



g

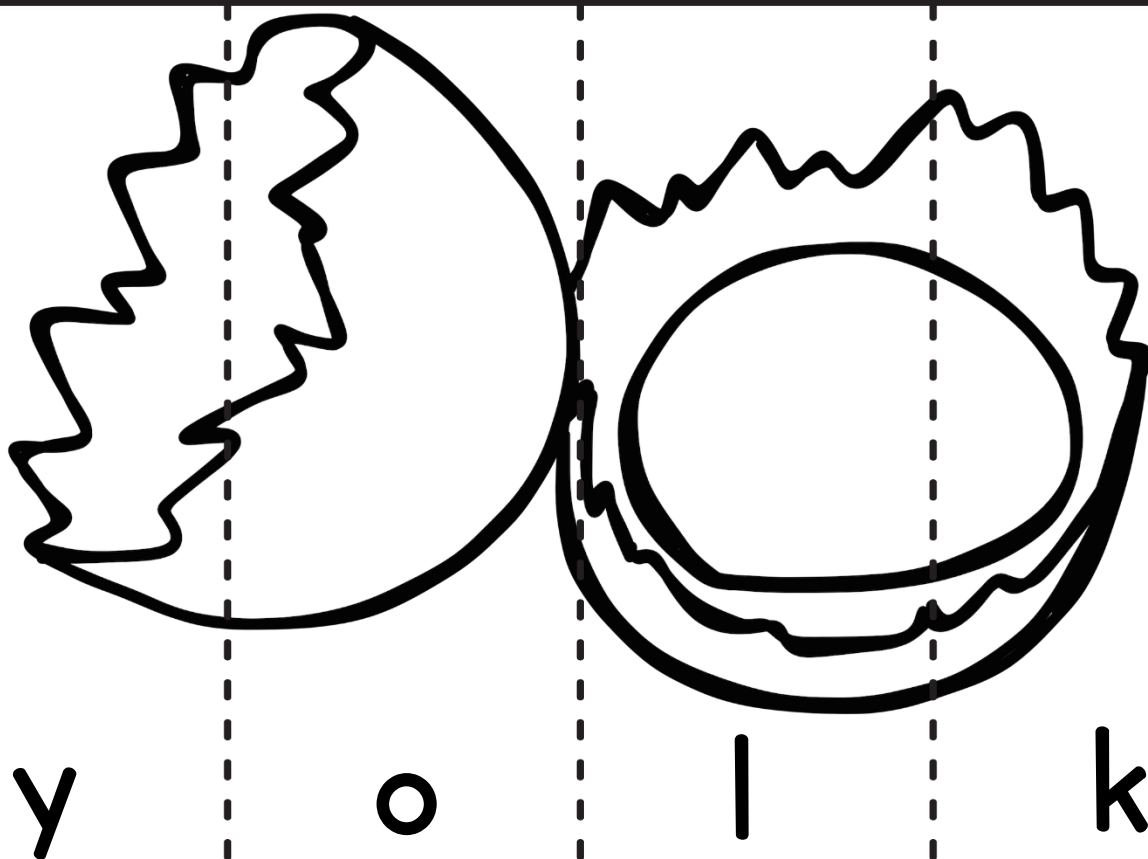
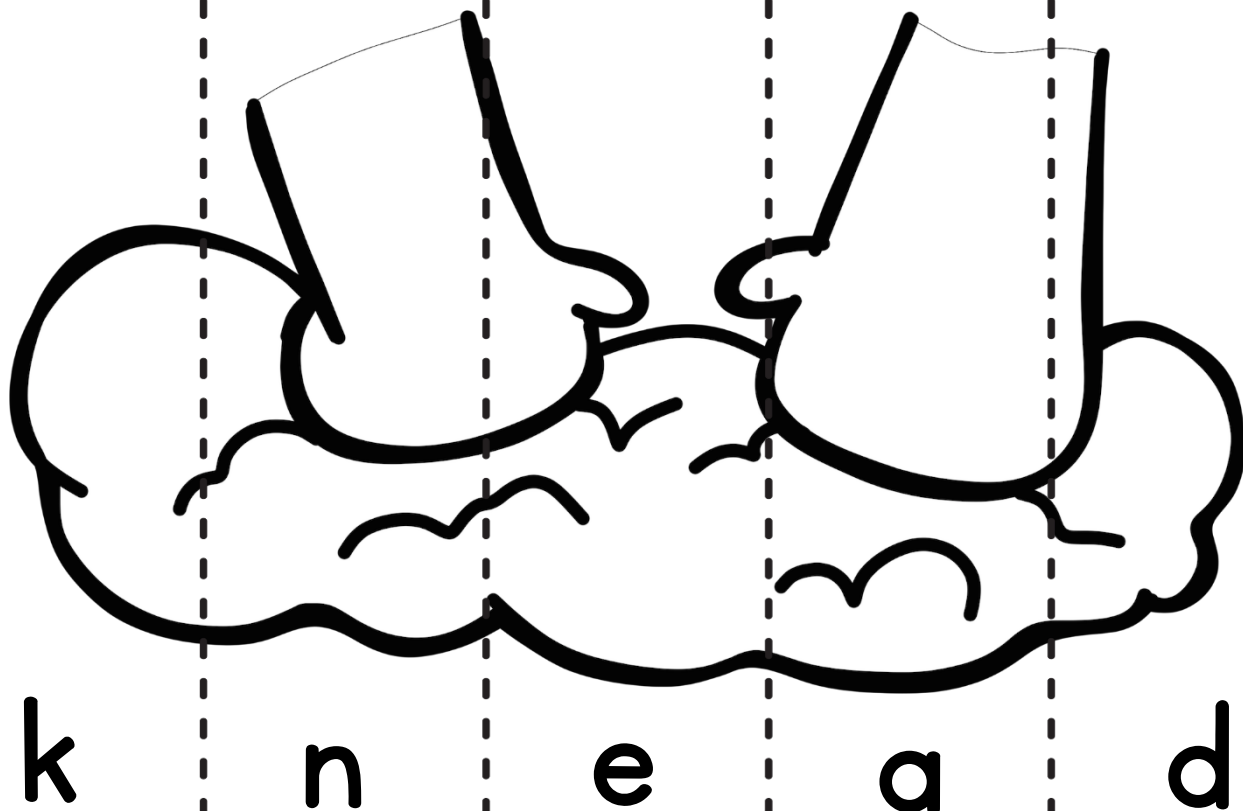
h

o


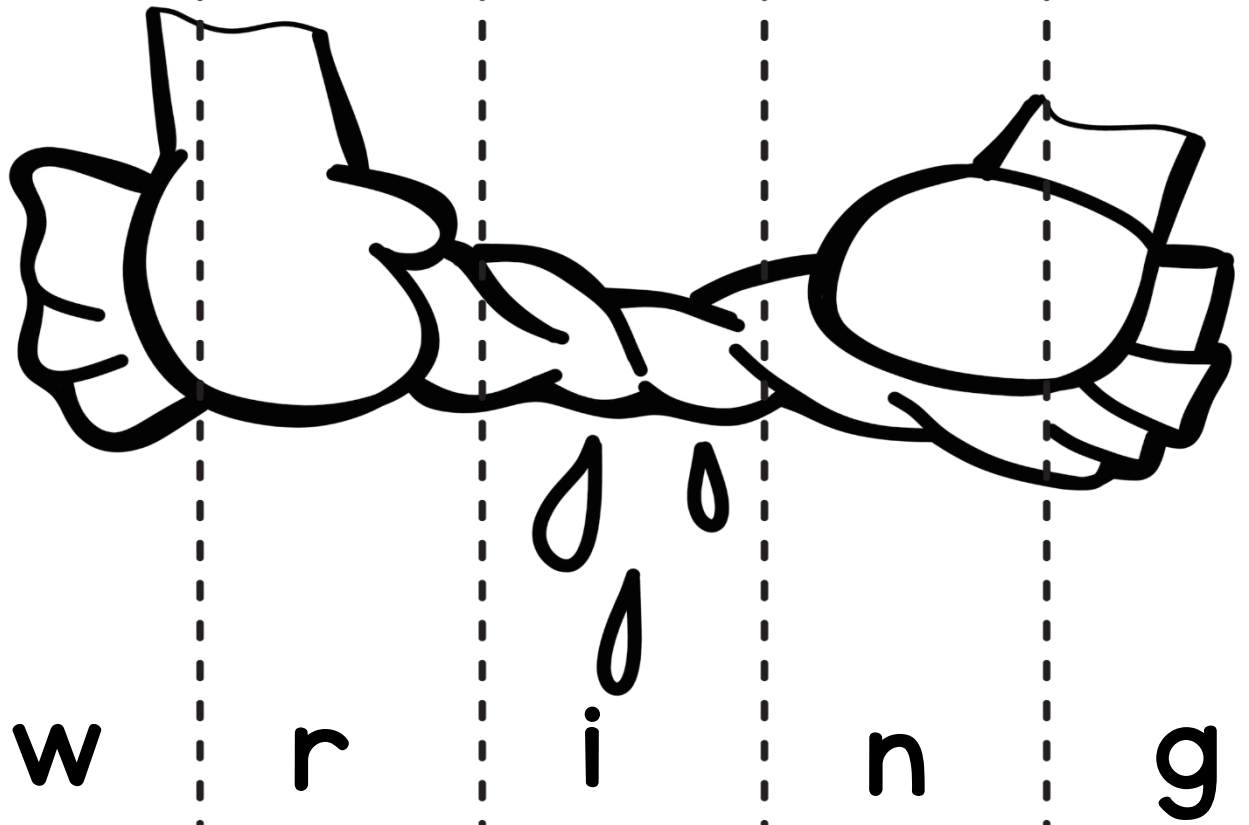
s

t

Silent Letters puzzles



Silent Letters puzzles



Silent Letters Word Sort

castle	gnaw	hour	knot
ghost	rhino	lamb	handkerchief
knight	wreath	yolk	scissors
half	listen	psychic	palm
scent	handsome	wrench	rhythm
psychedelic	heir	gnat	climb
comb	knee	fasten	write

Name: _____

Date: _____

Silent
letters

Directions: 1. Sort your word cards.

2. Write the words in the correct category.

mb

sc

gn

kn

wr

st

ps

lm, lf, lk

gh, h, rh

d

Name: ANSWER KEY

Date: _____

Silent
letters

Directions: 1. Sort your word cards.

2. Write the words in the correct category.

mb
lamb
climb
comb

sc
scissors
scent

gn
gnaw
gnat

kn
knot
knight
knee

wr
wreath
wrench
write

st
castle
listen
fasten

ps
psychic
psychedelic


lm, lf, lk
yolk
half
palm

gh, h, rh
hour
ghost
rhino
rhythm
heir


d
handkerchief
handsome

Name: _____

Date: _____




Find your way to the castle!



Name: ANSWER KEY

Date:



Name: _____

Date: _____

Write-A-Sentence

Directions: 1. Read the words.

2. Write one sentence for each word.

Word	Sentence
comb	
hour	
knot	
half	
write	

Name _____

Date _____

lamb

scene

half

gnarl

write

listen

psychic

hour

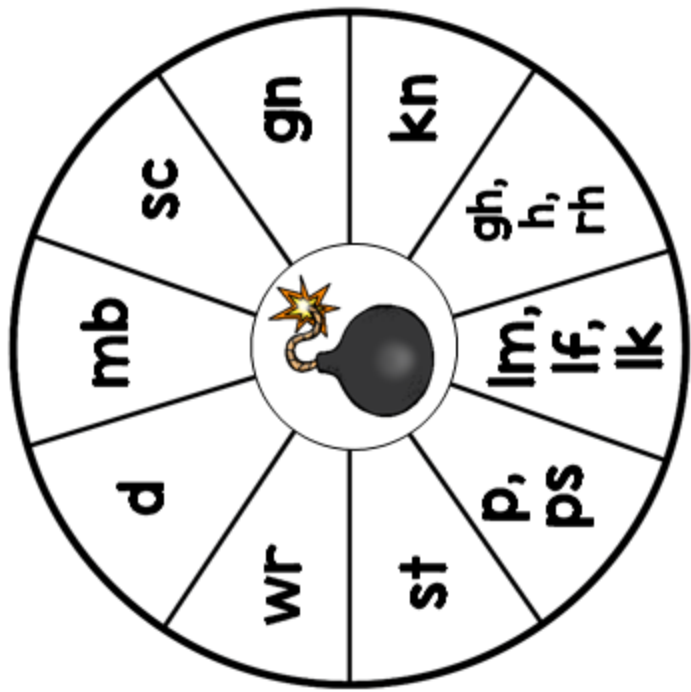
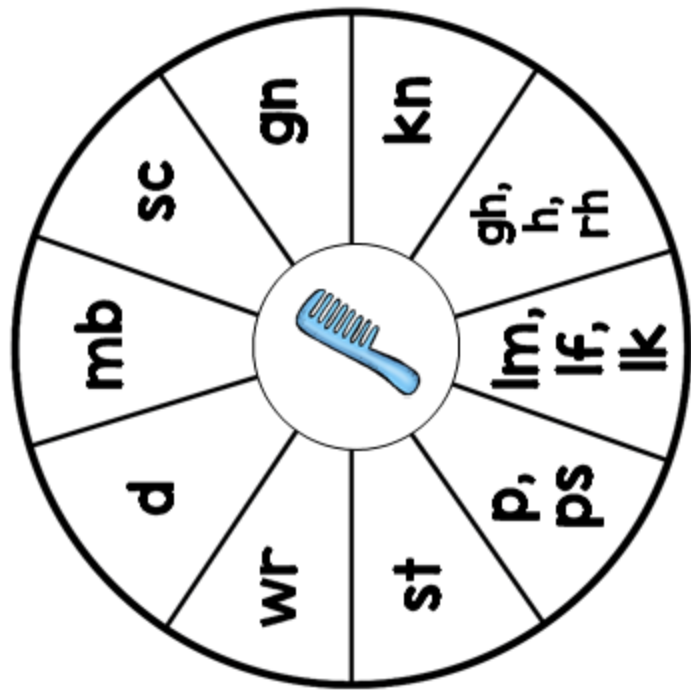
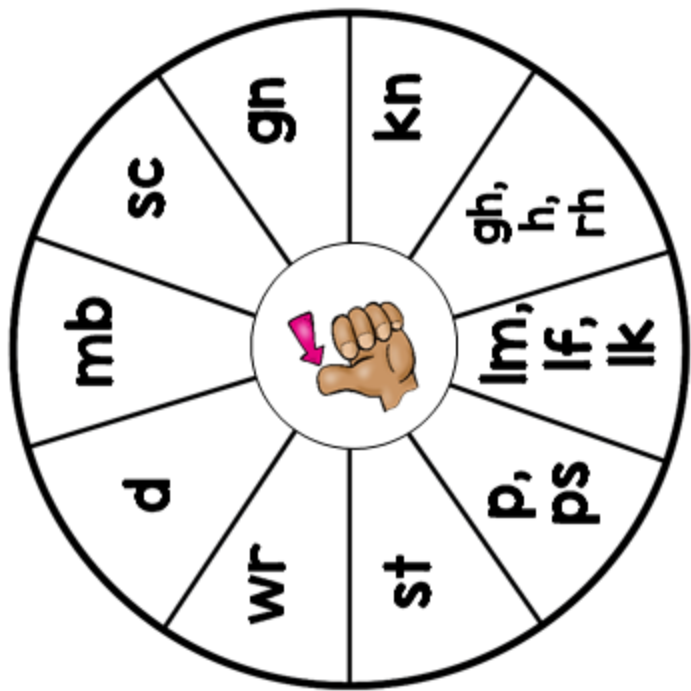
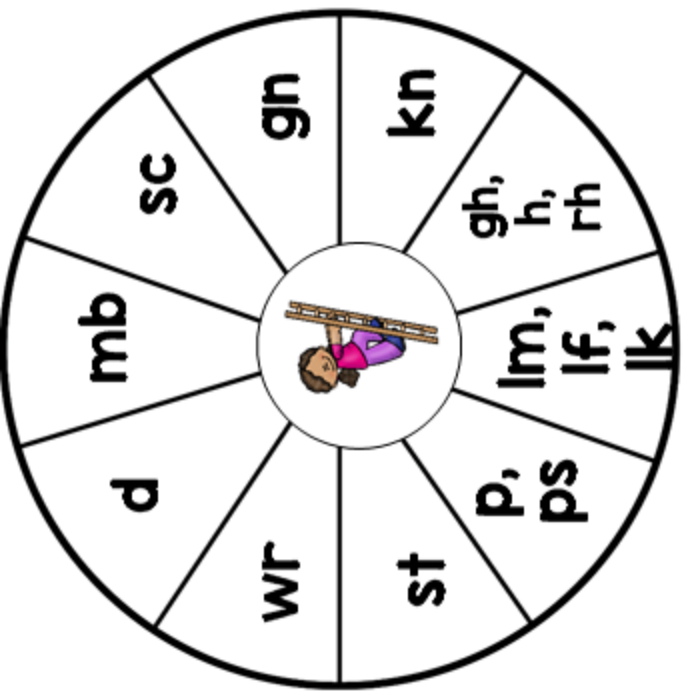
knight

A tricky ghost resides in the castle.

Name: _____ Date: _____

Silent Letter Clip Wheels: Use a clothespin or paperclip to clip to the correct segment on the wheel.

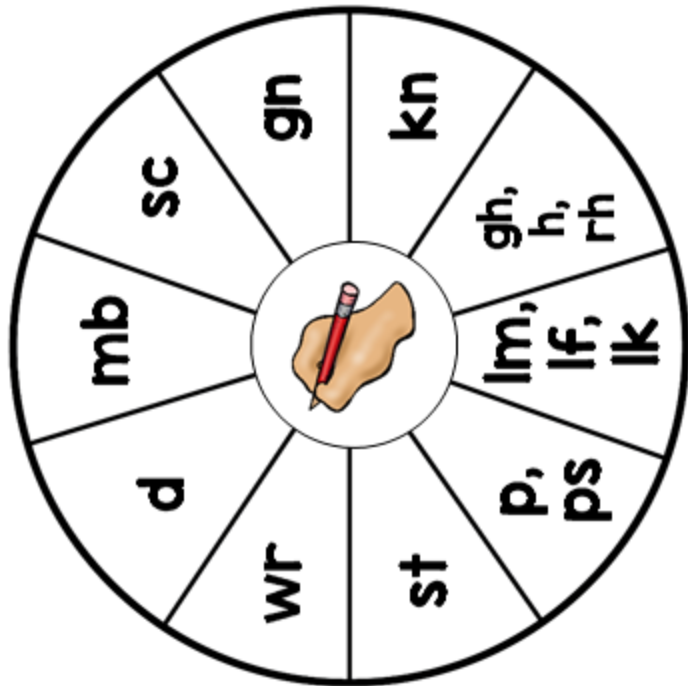
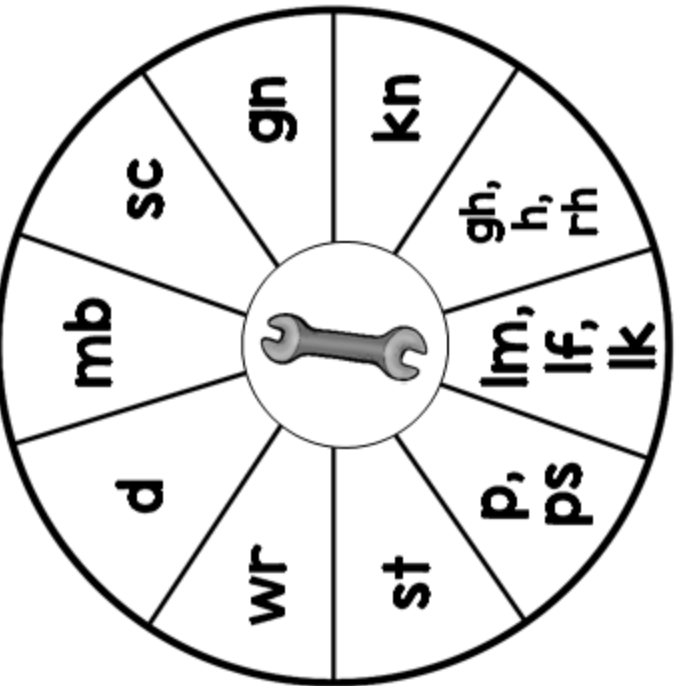
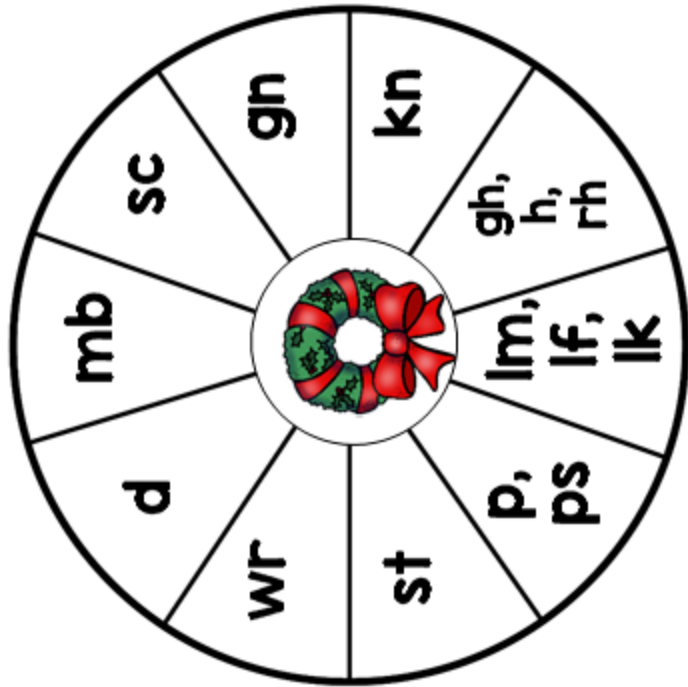
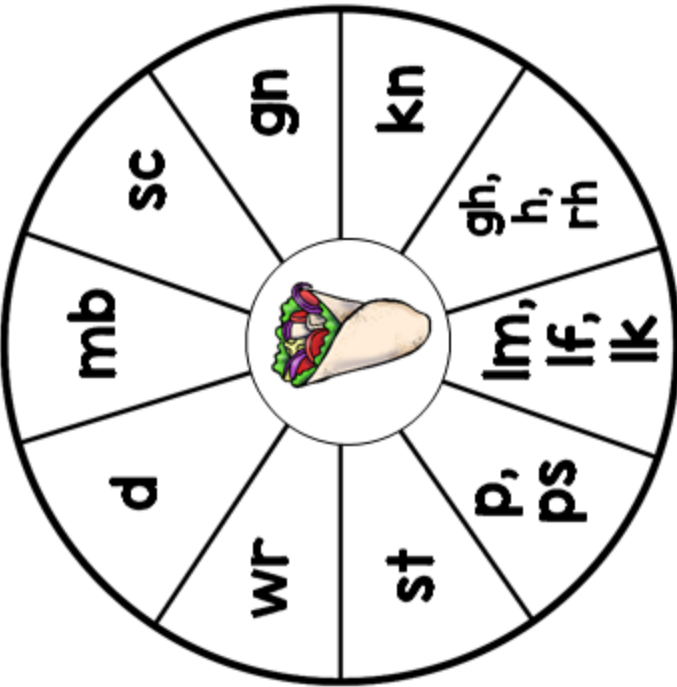
Answers: Top row LR- climb, thumb
Bottom row LR- comb, bomb



Silent Letter Clip Wheels: Use a clothespin or paperclip to clip to the correct segment on the wheel.

Answers: Top row LR- wrap, wreath

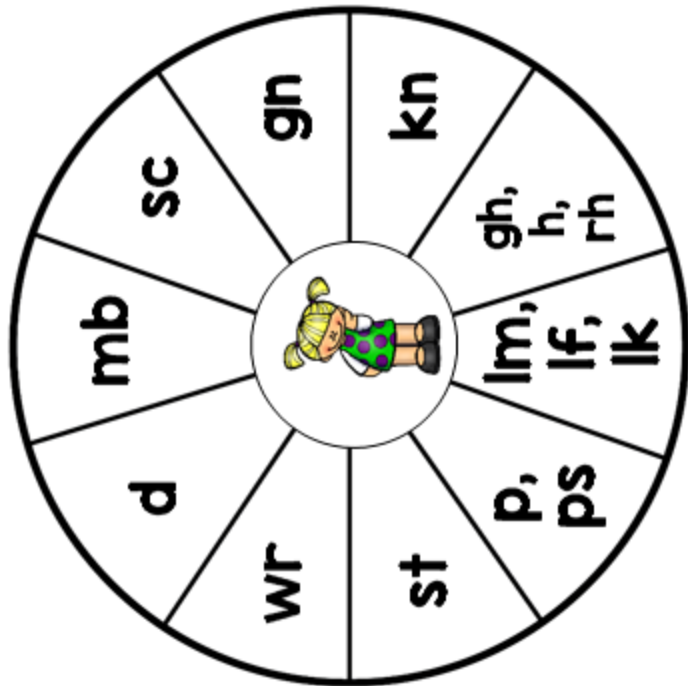
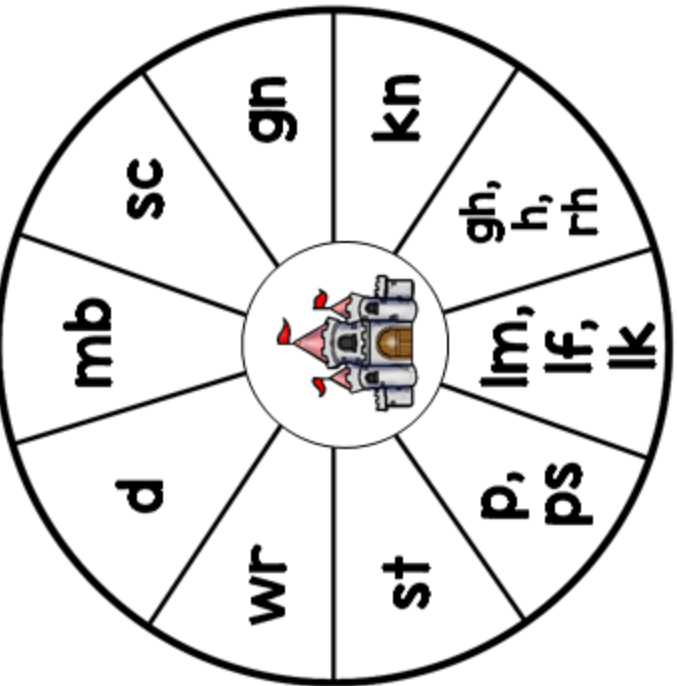
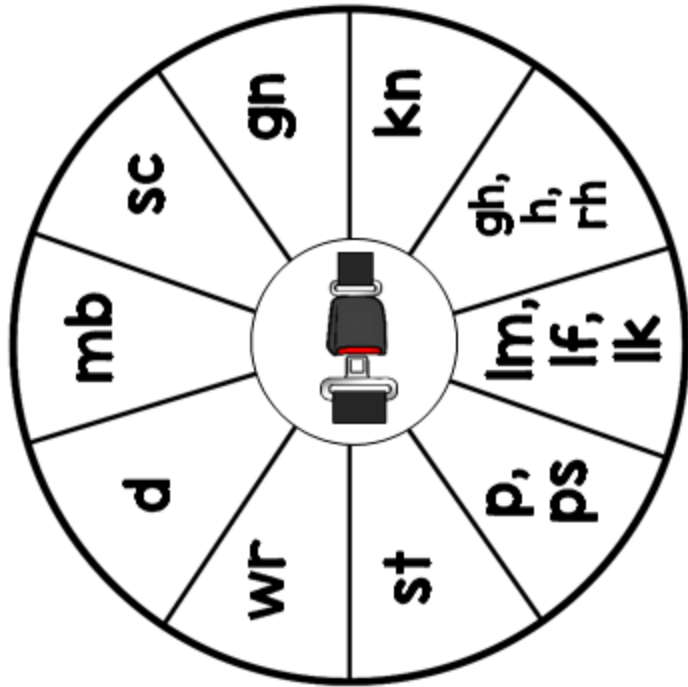
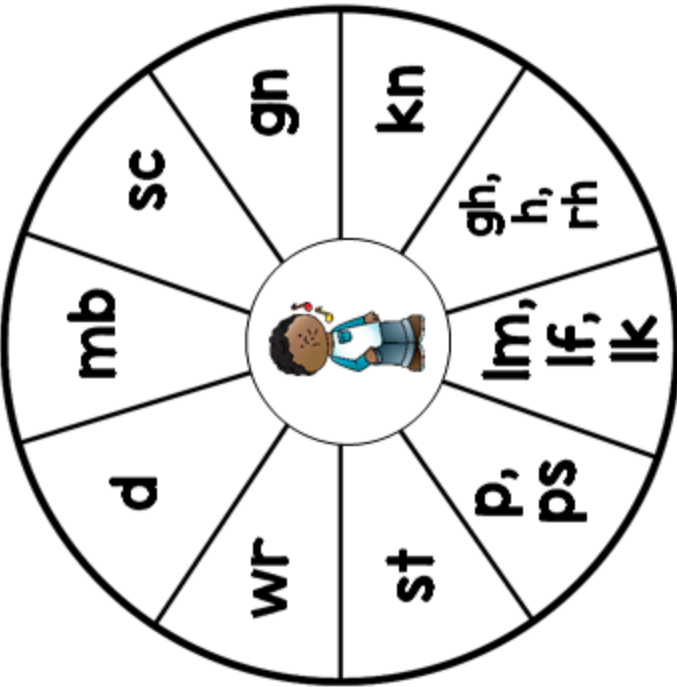
Bottom row LR- wrench, write



Silent Letter Clip Wheels: Use a clothespin or paperclip to clip to the correct segment on the wheel.

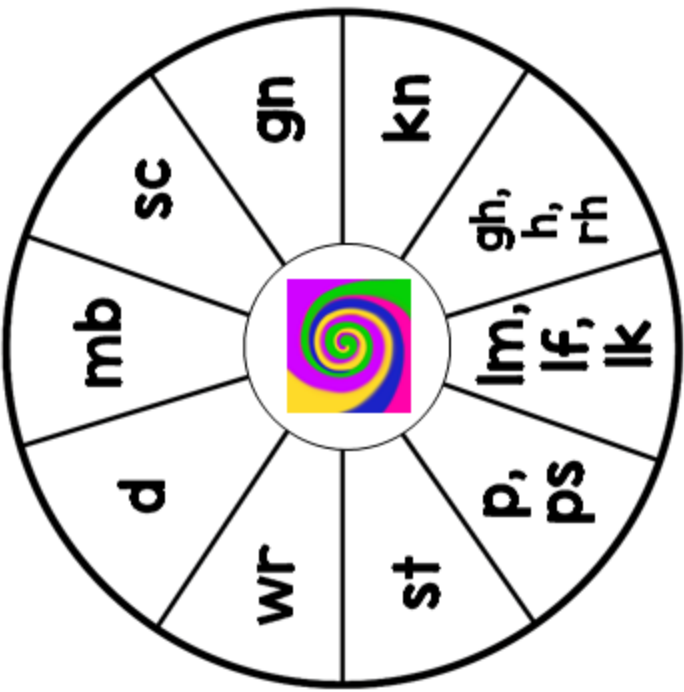
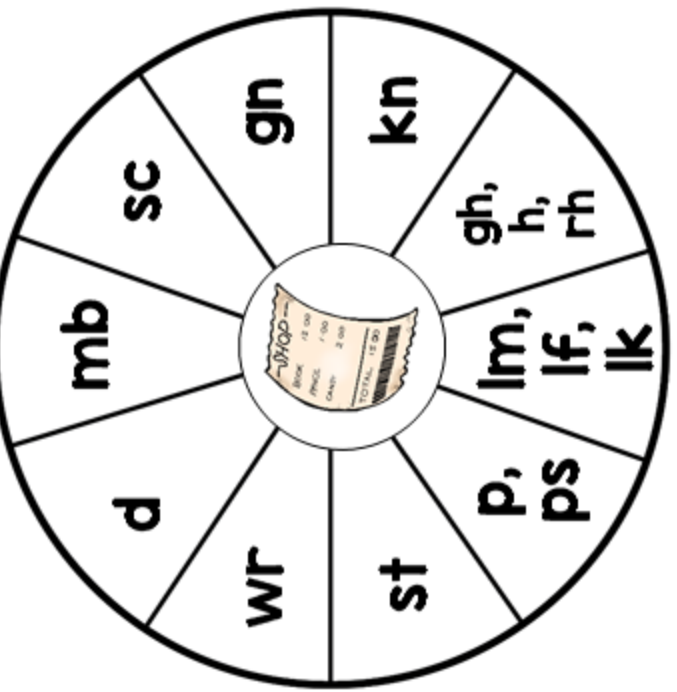
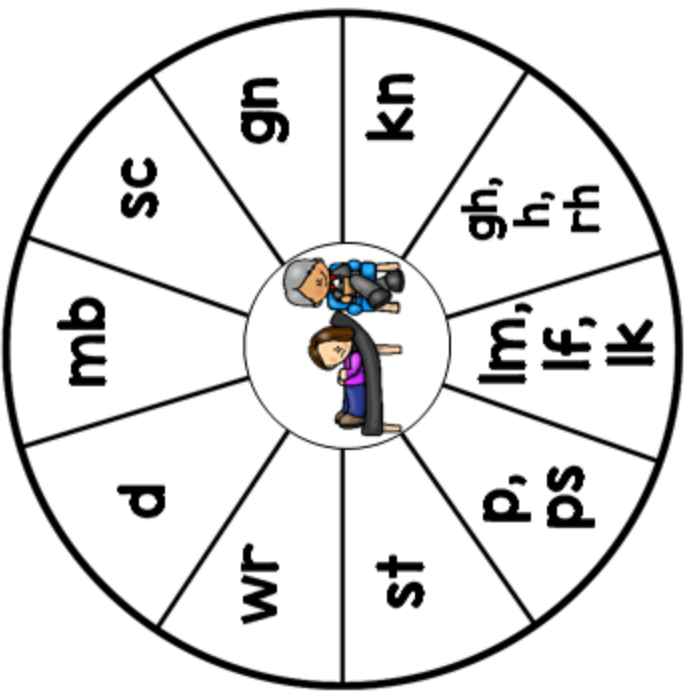
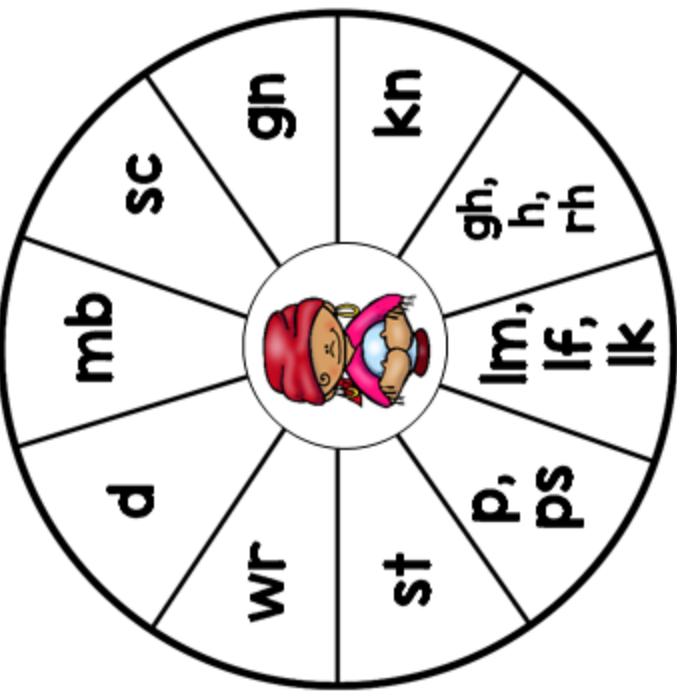
Answers: Top row LR- whistle, fasten

Bottom row LR- castle, listen



Silent Letter Clip Wheels: Use a clothespin or paperclip to clip to the correct segment on the wheel.

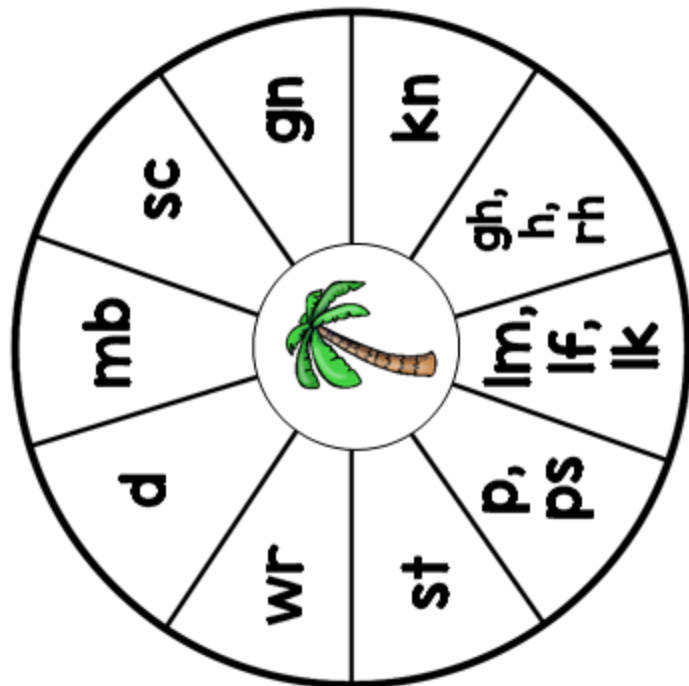
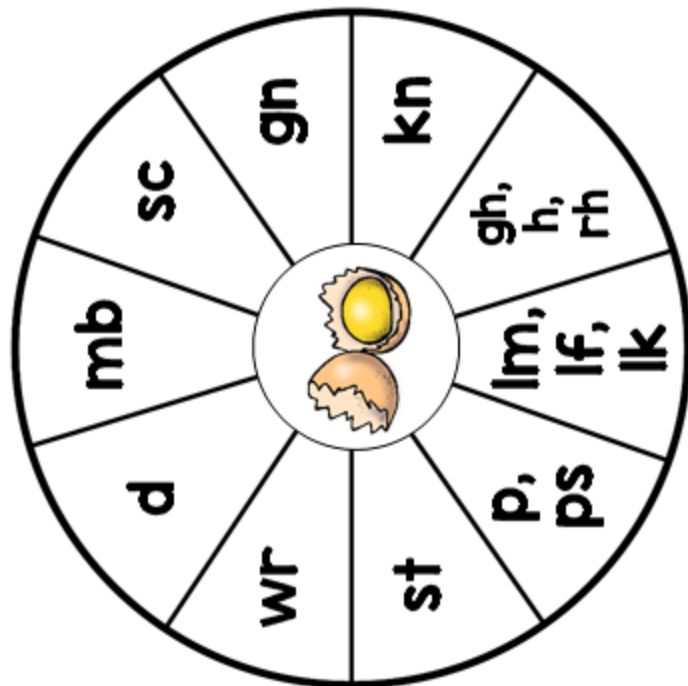
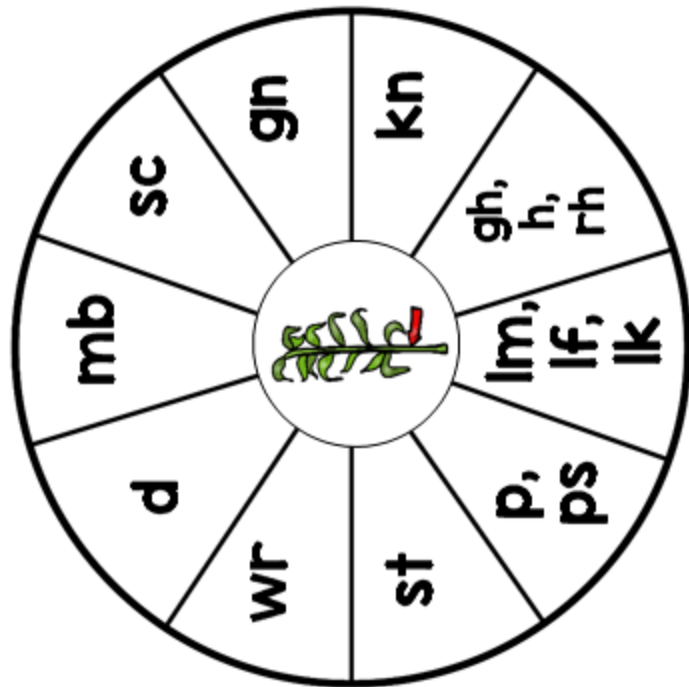
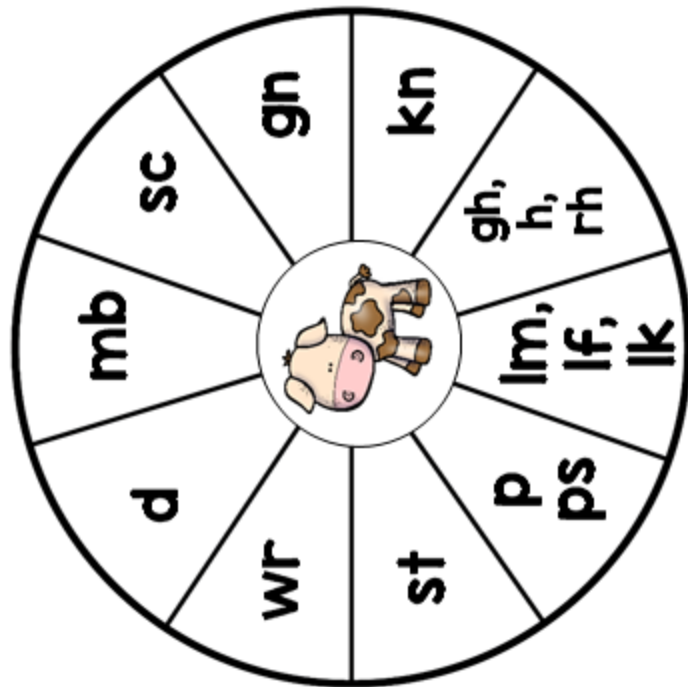
Answers: Top row LR- psychic, psychiatrist
Bottom row LR- receipt, psychedelic



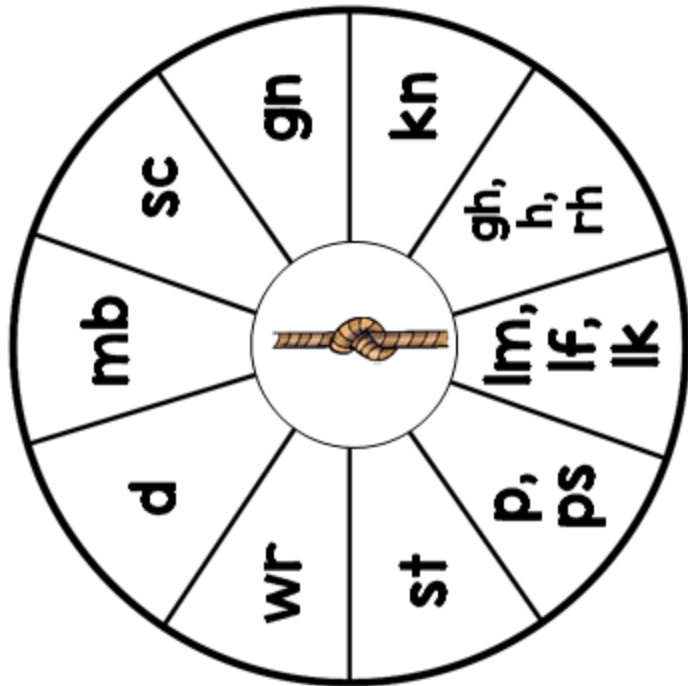
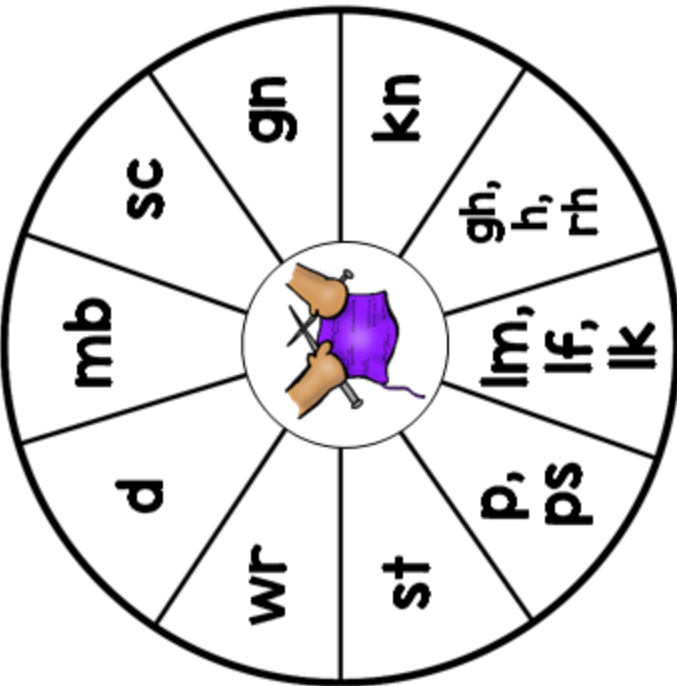
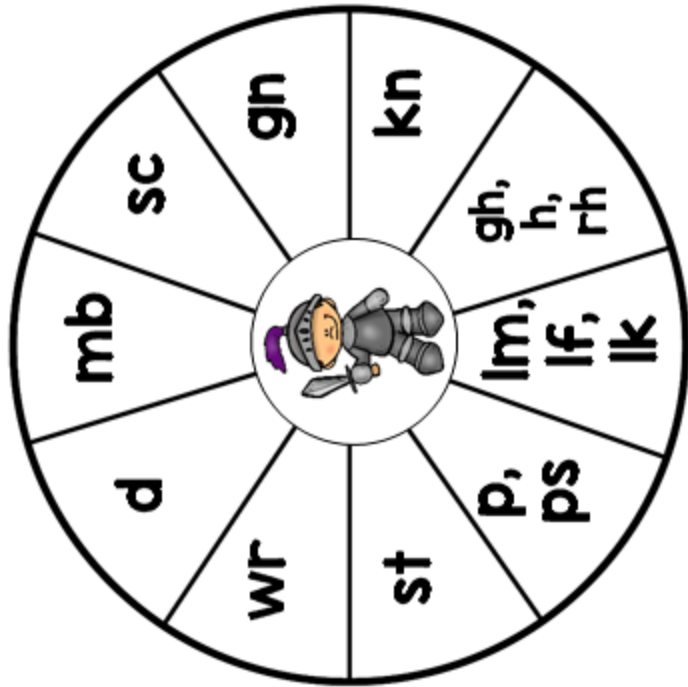
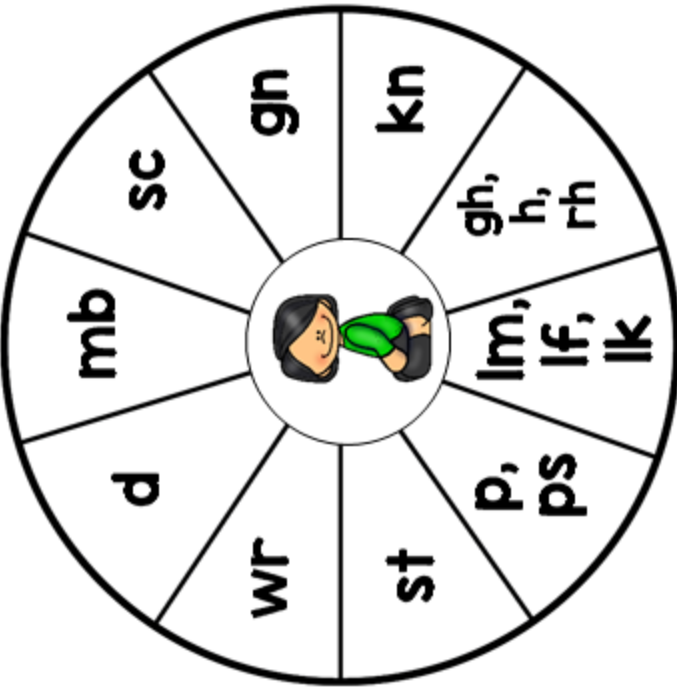
Silent Letter Clip Wheels: Use a clothespin or paperclip to clip to the correct segment on the wheel.

Answers: Top row LR- calf, stalk

Bottom row LR- yolk, palm

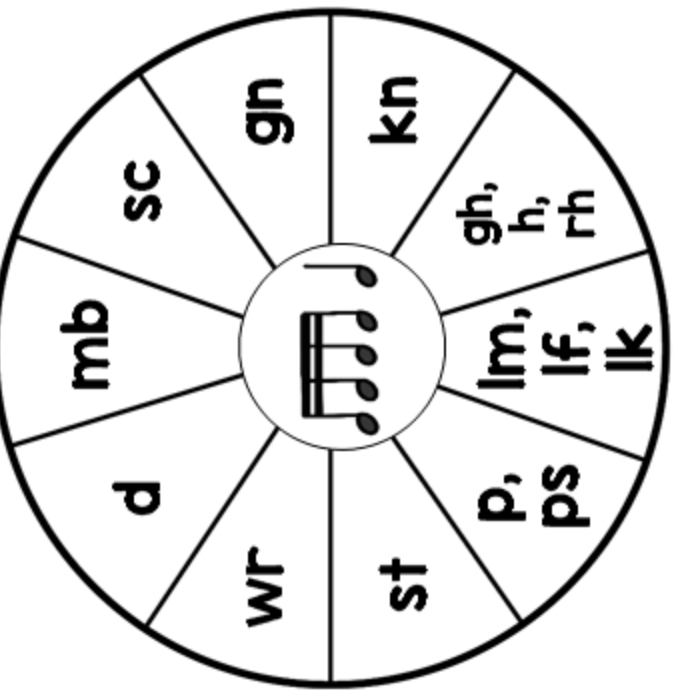
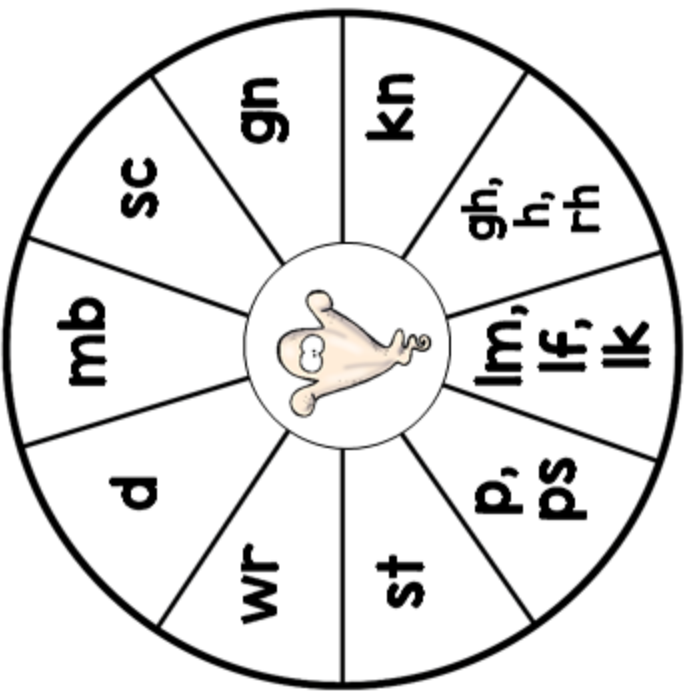
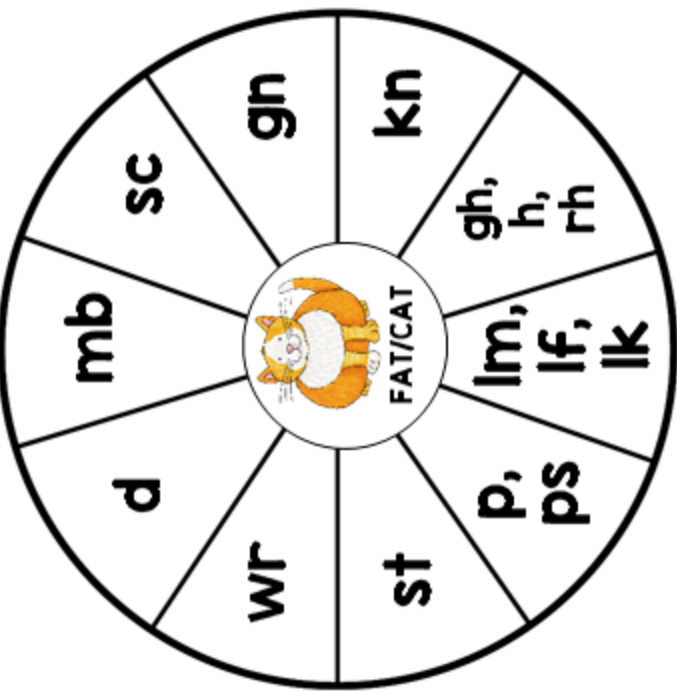


Silent Letter Clip Wheels: Use a clothespin or paperclip to clip to the correct segment on the wheel.
 Answers: Top row LR- kneel, knight
 Bottom row LR-knit, knot



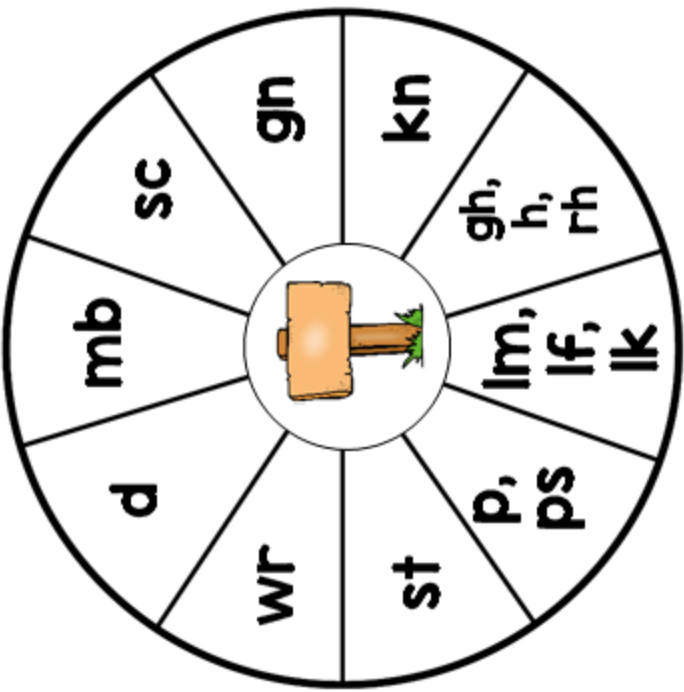
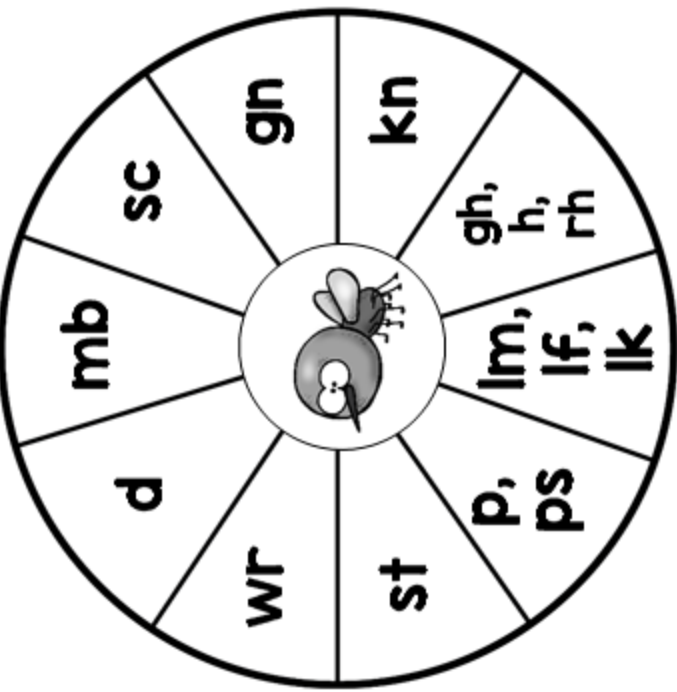
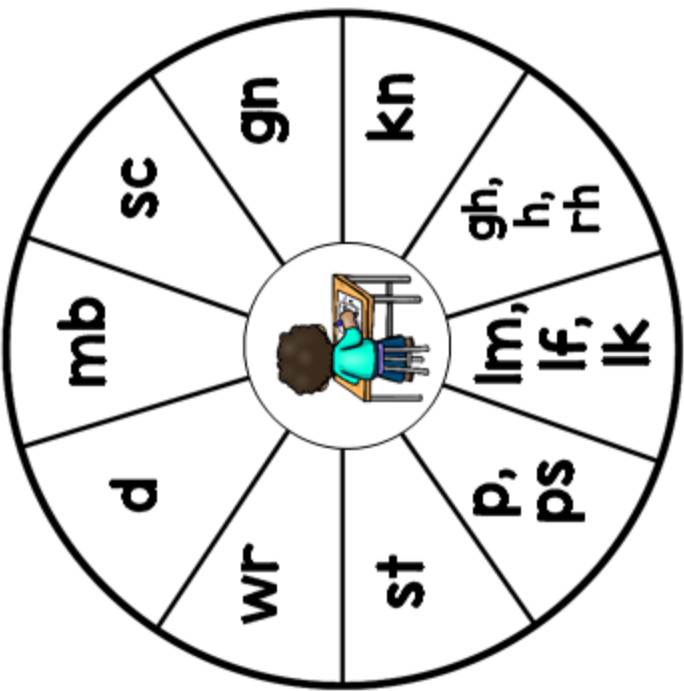
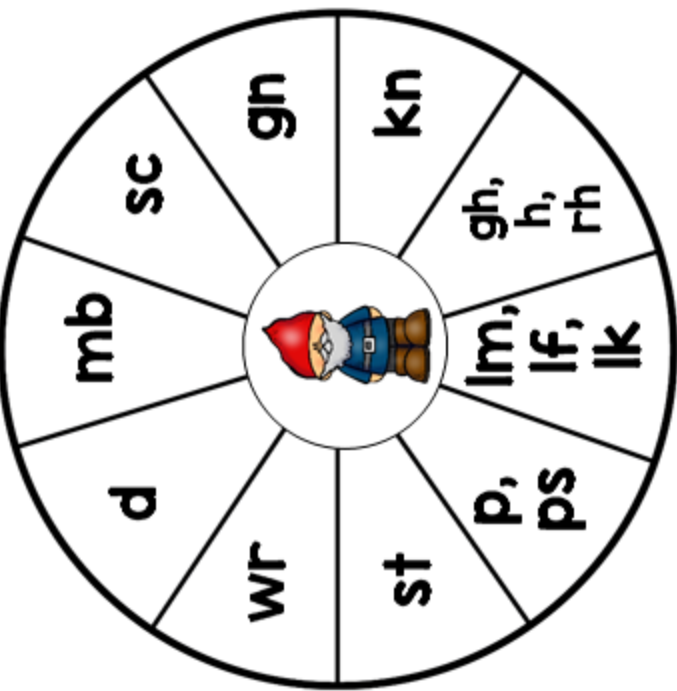
Silent Letter Clip Wheels: Use a clothespin or paperclip to clip to the correct segment on the wheel.

Answers: Top row LR- rhyme, ghost
Bottom row LR-rhythm, hour



Silent Letter Clip Wheels: Use a clothespin or paperclip to clip to the correct segment on the wheel.

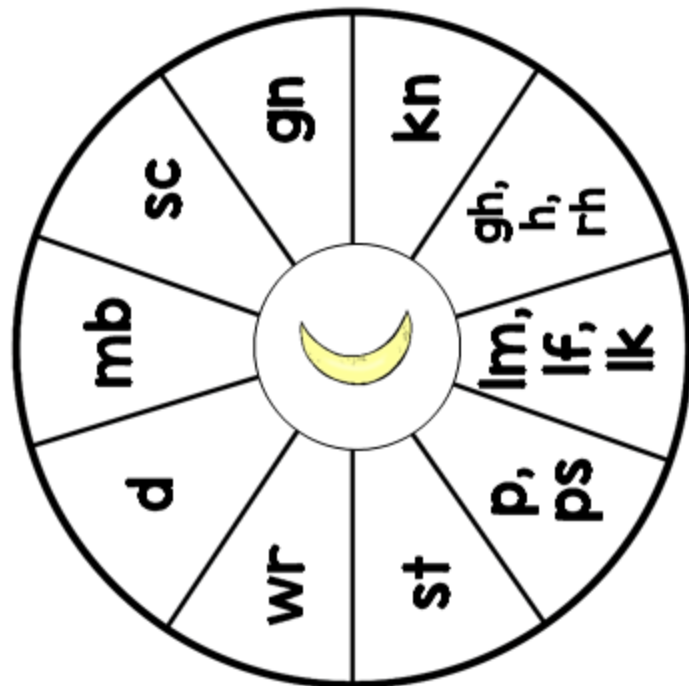
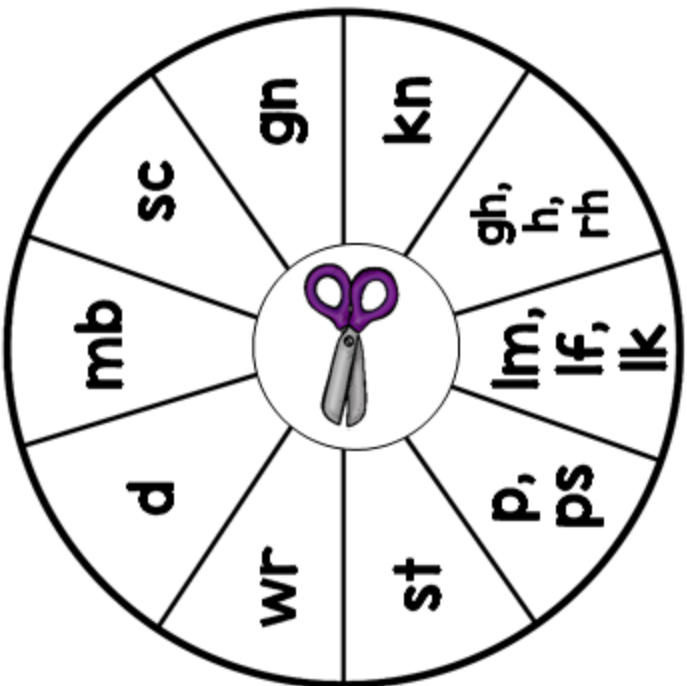
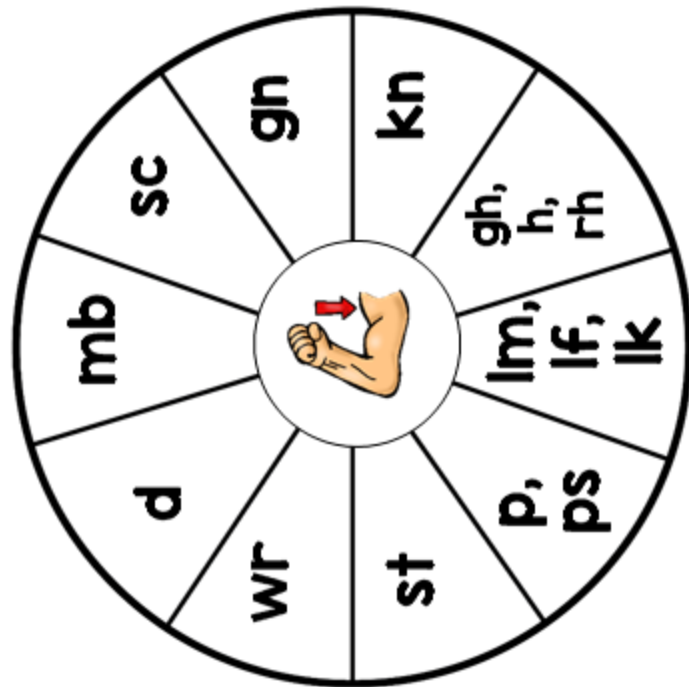
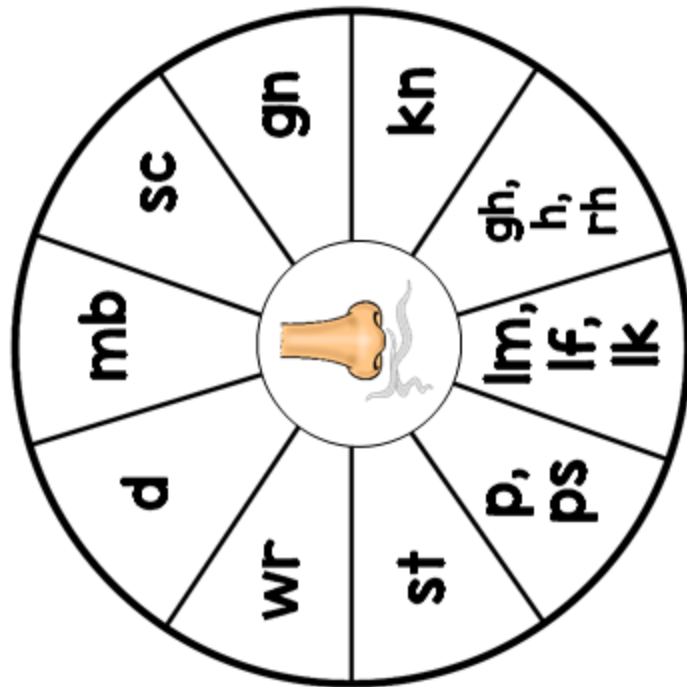
Answers: Top row LR- gnome, design
Bottom row LR- gnat, sign



Silent Letter Clip Wheels: Use a clothespin or paperclip to clip to the correct segment on the wheel.

Answers: Top row LR- scent, muscle

Bottom row LR-scissors, crescent



Name: _____

Date: _____

Sentence Building

Directions: 1. Choose three different colored highlighters.

2. Starting in the "Who" column, make a path with one highlighter through each column. Your path does not have to go in a straight line. Do this with all three highlighters until you have 3 sentences formed.

3. Write the 3 different sentences you created on the lines below. Highlight the silent consonants.

Who	What	Where	When	Why	How
Dr. Wright	talked	adjacent to the office	at noon	to find the missing egg yolk	calmly
Mrs. Thompson	tied a knot	at the castle	last night	to chase a ghost away.	solemnly
James	wrote a message	in the drive through	this morning	to buy a garden gnome	nervously

1. _____

2. _____

3. _____

Fort Knox

Do you know where the United States keeps a huge supply of gold? Head to northern Kentucky and you will reach the place: Fort Knox. Fort Knox was constructed by the U.S. army in 1936. It is protected day and night from theft. Named after Henry Knox, Fort Knox was built as a place to keep gold safe.

Fort Knox is not known as a place to take a field trip or visit with a friend or family. Gold bricks, as well as some important documents, are held there. You would need to gain permission to go inside. Most people will never get to see the inside.

So, how did so many gold bricks get to Fort Knox back in 1937? They were sent through the mail. All those gold bricks were too heavy to be shipped by plane, so they were sent through the mail by train. Each gold brick weighs twenty-seven pounds!

Highlight all the silent letters kn words in yellow.

An Autumn Climb

Last autumn, I went for a day hike with my friend, Knox. Knox is a busy plumber by trade, but enjoys hikes on the weekends for exercise.

Knox had some sliced pieces of crumb cake in his backpack. We planned to climb up to Mount Knoll, and stop to look for an old, empty tomb, which people claimed to be haunted, but we didn't believe the tale.

On the way up, a weak limb from an oak tree fell and hit my thumb. It hurt so badly, my thumb felt numb. Knox carried an ice pack in his backpack, so I quickly used it. The ice pack didn't make the numbness in my thumb go, though it helped the pain, though. We were eager to continue on.

Further up the climb, we had to comb our way through some thick ivy and shrubs. Right after that, Knox spotted the haunted tomb! It seemed more solemn than haunted, so we chose not to stay long. Heading back down the trail, we couldn't stop thinking about the tomb. Could it have been haunted?

Highlight all the silent letters mb and mn words in yellow.

Could It Be A Ghost?

Many think ghosts and ghouls do not exist. They are just figments of our imagination. Some believe there are ghosts and they reside in places all over. Which side are you on?

Thinking you have spotted a ghost or ghoul can seem ghastly. You might think you have seen a shadow instead. So how can you be sure if you have seen a ghost or ghoul?

Some people may hire someone to come and investigate the space where a ghost is suspected of being. Most people just shake their heads in disbelief and go on thinking they have seen a shadow or their mind has played a trick on them.

If you suspect a place is haunted by a ghost, you might even try asking a friend for advice. Could they come and check out the space with you? Make sure it is a friend you can trust or they may be left aghast at the thought of a ghost or ghoul!

Highlight all the silent letters gh words in yellow.

Pesky Groundhog

"Who's been digging in my garden? The tops of all the sunflower buds were gnawed off!" exclaimed Mom. Mom batted some gnats flying in the air and sat down next to her garden gnome. She was feeling dejected and defeated. All of her time spent planting felt like a waste. Who did this?

Dad decided to investigate. He spotted a hole next to the garden gnome and a gnarled tree trunk. The tree trunk had a few gnaw marks on it, and the hole was deep. "This looks like the job of a groundhog," explained Dad. "That groundhog sure likes gnawing on new flower buds. We may not even have a summer garden at all if this keeps up!"

Mom thought we should fill in the hole and stick the gnome on top, but we agreed that the groundhog would just find a new way out and gnaw on something new. If he wasn't stopped soon, he'd gnaw his way through the whole garden. How would you stop a pesky groundhog from gnawing?

Highlight all the silent letters gn words in yellow.

The Quirky Guide

Last Sunday, my friend and I thought it would be fun to take a guided bus ride through the city to see some sights. We got on the bus and spotted the guide right off the bat. He strummed a guitar and sang, "Let's take a bus ride, guests!"

This guy was a bit odd to my friend and me, but we decided to make the best of it. He played funny songs on his guitar and the guests on the bus sang with him. Each time the bus stopped at an important site, the guide sang a song on his guitar. I admit, this guy sang a bit off key. It was hard not to giggle. But the guide sure seemed to enjoy his job, and I guess that's all that matters.

At the end of the bus ride, the guests thought it would be best to gather some tips for the singing guide. I walked up to each guest and they dropped coins in my baseball cap. We took the tip money up to the guide and handed it to him for a job well done. Can you guess how excited he was?

Highlight all the silent letters gu words in yellow.

Psychic Minds

A psychic is someone who claims to be able to read minds. Why would someone go to see a psychic? There are a number of reasons.

First, a person you cared for deeply may have died. You might be missing them a whole lot, or have a broken heart. Some people wish they could have a chance to speak to the one who died. Some psychics claim to be able to speak to the dead to find out information to pass to their family or friends.

A psychic may also be used to help crack a case. If someone has been missing a long time and there are no leads as to where they have gone, a psychic might be called to try and locate them. Some psychics have had success with tracking people down, but not all the time.

A psychic is not the same as a psychiatrist. A psychiatrist will try to help someone who needs to talk through his or her own problems and struggles. Seeing a psychic might feel like a fun game for some people. Would you visit a psychic?

Highlight all the silent letters ps words in yellow.

Write or Type?

We hear how important it is to write properly. But writing can be hard for those who have a tough time finding a topic to write a paper or report.

Some people decide to stop the wrestle and wriggle with their pen or pencil, and learn to type instead. Typing can help some people write a lot better.

When you wish to learn how to type, it's important to be able to use the keys quickly. You may ask a friend with a wristwatch to time you on your speed. Be sure to lift up your wrists when typing or they can become stiff.

Once you make the choice to type instead of writing with a pen, some like to dictate notes in class and type them later. Be sure to talk to your teacher to find the best way to write for you.

Highlight all the silent letters wr words in yellow.

The Vehicle Exhibit

John checked the time. He had one hour to visit the vehicle exhibit in Herb Hall. He couldn't wait to see all the heirloom vehicles on display.

When he walked into the exhibit, a gigantic hourglass stood in the center. It flipped when the sand ran through the hourglass all on its own. The heirloom cars were parked in a circle. You could walk through the exhibit and stop at each car.

John was thrilled to see an old Model T, a red Ford pick-up truck and a 1965 Thunderbird convertible. The wheels of the Thunderbird had white walls, something you don't see on most cars these days. To be honest, John wished he could slide right behind the wheel of each heirloom car, and take it for a test drive!

John realized his hour at the vehicle exhibit was nearly up. He checked the hourglass and saw it flip all on its own. He couldn't wait to return and see the exhibit for a second time.

Highlight all the silent letter h words in yellow.

Listen!

Listen to the bustle.
The bustle of the crowd.
Listen to the hustle.
The hustle of the crowd.

Listen to the whistle.
The whistle of a lark.
Listen to the nestle.
The nestle of the lark.

Listen to the jostle.
The jostle of the bags.
Listen to the rustle.
The rustle of the bags.

Listen to the wrestle.
The wrestle of the buckle.
Listen to the fasten.
The fasten of the buckle.

Highlight all the silent letter t words in yellow.

A Newborn Calf

A newborn calf may be born at any time of the year. A female cow will have one baby calf at a time, but sometimes she can have twins.

When a newborn calf is born, it will weigh sixty to one hundred pounds! You didn't weigh even half that size when you were born. A calf is able to stand up, and walk after it is born. Its legs may wobble when they first stand up. Shortly after they are born, a calf will drink milk from their mom. It's important for the calf to stay by its mom for the first few days after it is born.

Some calves may grow to be dairy cows. They drink milk from their moms for the first few weeks of life to receive enough protein and nutrition. When they are four weeks old, calves are placed in a different part of the farm to begin eating grass.

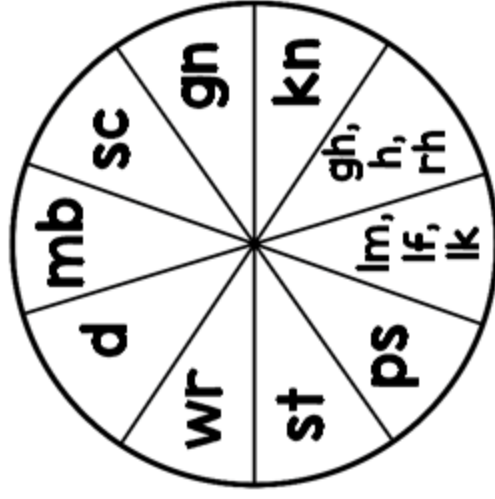
Some calves might grow to be beef cows. They stay with their moms longer to get big and gain weight. Then the growing calves will head to an open field to graze and get bigger. A calf can be raised for different reasons.

Highlight all the silent letter l words in yellow.

Spin-It

To Play:

1. Spin the spinner.
2. Color a word with the same silent letters as the space you landed on.
3. To win: Be the first to color every word on your whole grid.



castle	gnaw	hour	knot
ghost	rhino	lamb	handkerchief
knight	wreath	yolk	scissors
half	listen	psychic	palm
scent	handsome	wrench	rhythm
psychedelic	heir	gnat	climb
comb	knee	fasten	write



Gnome Homes




Materials: One set of cut gnome cards per player, (One player will be the red gnome and the other will be the yellow gnome), Gnome Homes game board (page 50), dry erase materials, green mushroom game board to yellow gnome player, red mushroom game board to red gnome player, red and yellow gnomes cut apart. (Four gnomes each)


Directions: Each player will shuffle and place their word cards gnome side up in a pile. The game boards will be placed between players. Decide who will go first.

1. On a turn: Each player flips over one gnome word card and lays it on the blank rectangle on the game board. Each player will read their word out loud.
2. Each player will write the word and CIRCLE the silent letters on their dry erase board.
3. If a player flips over a mushroom, they call out "GNOME HOME," and place one of their gnomes in their home.
4. If either player flips over a caterpillar, they may take one of the other player's gnomes to put in their own home, OR add one of their own gnomes to their home.
5. The player with the most gnomes in their mushroom home at the end wins.

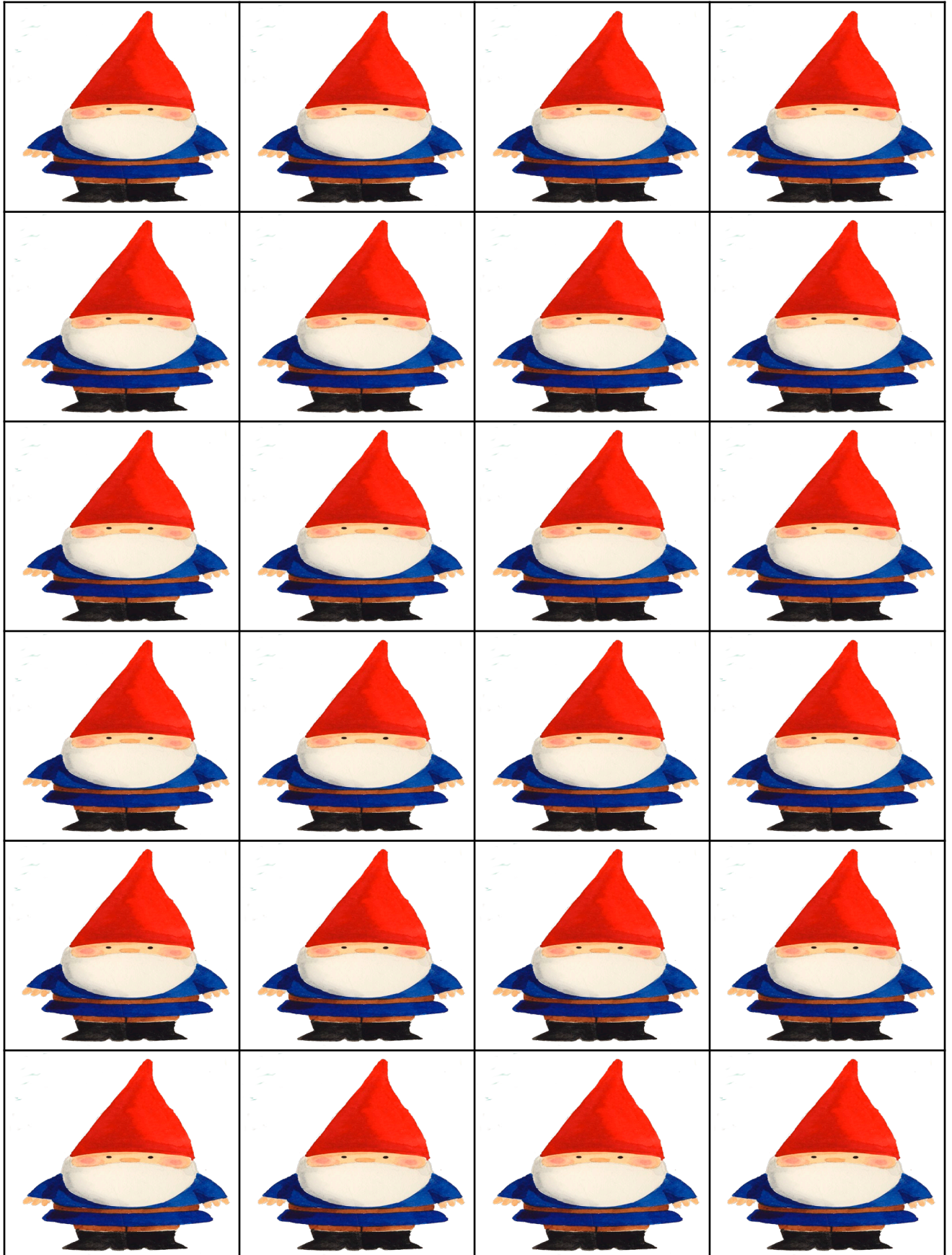









Gnome Homes




Front side



Back side

fasten	half	calm	
wriggle		rhythm	scented
	ghost	gnat	yolk
handsome	psychic		comb
knife		hour	receipt
rhyme	whistle	calf	

Front side




Back side

fasten

half

calm



wriggle



rhythm

scented



ghost

gnat

yolk

handsome

psychic



comb

knife



hour

receipt

rhyme

whistle






calf








Gnome cards: Four cards each, red gnome to one player & yellow gnome to the other player.



Credits: My products are made possible by the following fabulous artists!



This product and all of its contents is for educational purposes only, and is not for resale or redistribution in any form. It was purchased and/or downloaded for a single user, therefore may not be distributed without purchasing an additional user license available in my store. Please contact me, the seller for additional license information.

Emily Gibbons, © 2015-2020

<https://www.teacherspayteachers.com/Store/Emily-Gibbons-The-Literacy-Nest>

