

Multi-Sensory Phonics Packs

QU

- practice and games
- supports Orton-Gillingham




Created by: Emily Gibbons

Kick your instruction up a notch!


I hope you enjoy this resource! Here are a few ways to stay in touch with me!

- Follow [my store](#).
- Sign up for my weekly emails on [my blog](#). I'll send you important updates and a fun freebie!

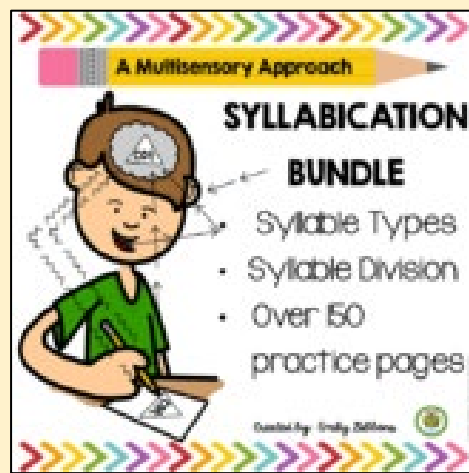
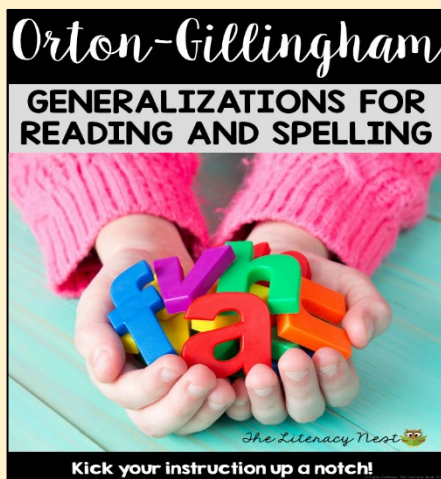


Join Word List Builder!

- Unique search engine
- Create save and print your own word lists, word cards, phrase templates and games!
- time-saving for O-G lesson planning
- [GO HERE](#) to sign up!



You may also like the following resources. Click any image below.



[Click here for more Orton-Gillingham resources.](#)

Dear Educator,

Thank you for your purchase! This is a set for words with QU. It is compatible with OG instruction or other reading interventions. This resource may be used in a 1:1 setting, small group or even whole class, depending on your needs.

NOTE: Please pay special attention to the Table of Contents. This is the order of instruction I recommend. It progresses from words and sounds, to sentences and a fully decodable story. Games are included at the end to use at any point in your instruction. They make great review centers.

If you enjoyed using this set, please be sure to check out my other multi-sensory skill practice sets. I add about resources every month to my store.

Thank you so much for choosing my store for your classroom needs. I do appreciate your patronage. Please be sure to leave feedback on this resource. It helps me, future customers, and you'll earn credit towards new purchases!

Sincerely,
Emily Gibbons, [The Literacy Nest](#)

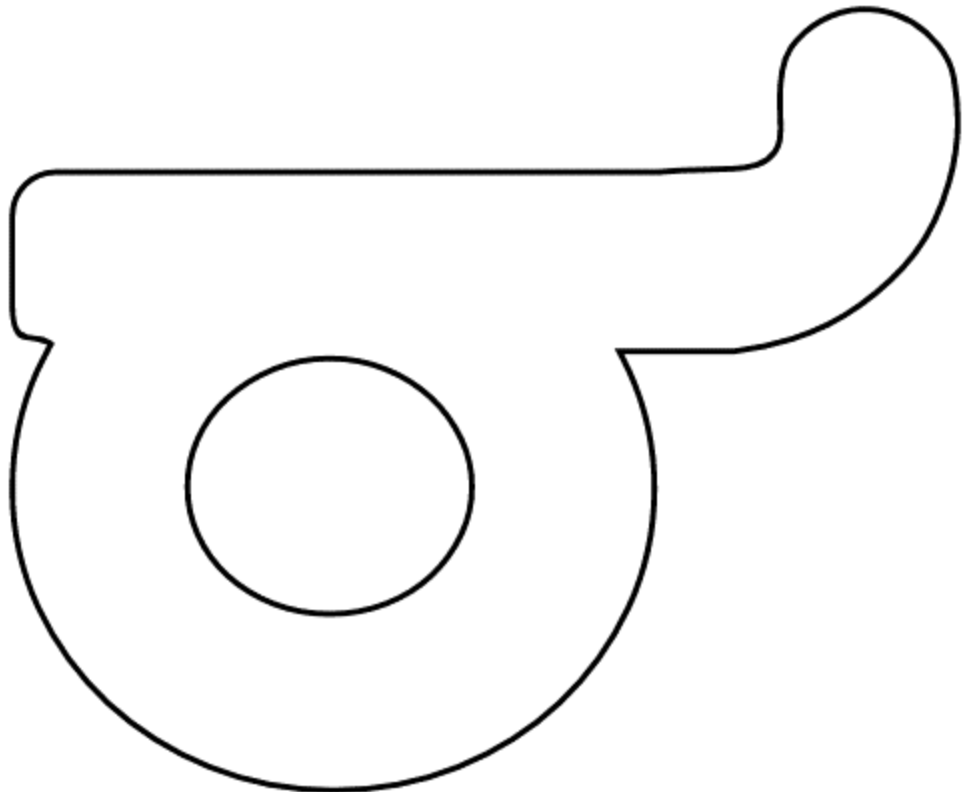
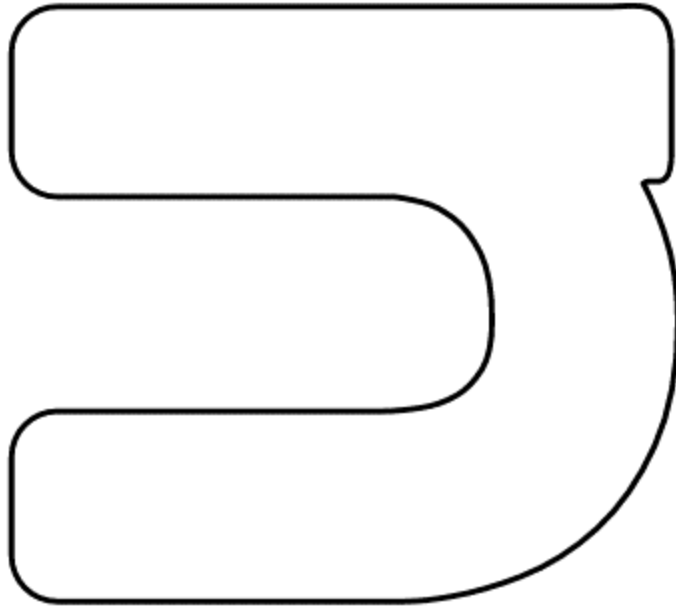



~TABLE OF CONTENTS~

| | |
|-------|--------------------------------------|
| 5 | Mini-Poster |
| 6-7 | Play-dough mat, Cursive Mat |
| 8 | Word List |
| 9 | Sort The Words |
| 10 | Sentence Strips For Fluency Practice |
| 11 | Guess The Word |
| 12 | Write-A-Sentence |
| 13 | Handwriting Practice |
| 14 | Lined Paper |
| 15 | Decodable Story |
| 16-20 | Games for Reading and Spelling |
| 21 | Credits |

QU
queen /kw/







qu

queen

/kw/



Words To Read

quit

quill

quake

quote

quite

quiz

quench

quilt

quintet

squish

squash

banquet

Sentences To Read

1. Hang the quilt on the line to dry.

2. The quiz had a quote by Max.

Name:

Date:

1. Read the words in the boxes below.
2. Cut the word cards apart.
3. Sort them into categories.
4. Glue each word card in the correct category.

VCe

Two Syllables

Long A

Long E

One Syllable, Short I or E

quit

quill

quote

quintet

quail

quick

quilt

queen

quest

QU Sentence Strips

The quest for the lost box is a fun game!

Take a quill to jot a note on the pad.

When there is a chill, I grab my quilt.

We will ask, "Does a squid have bones?"

"Squish that stuff in the bag," said Quin.

If she quits, she will not be on time.

Name: _____ Date: _____

Guess The Word

Directions: 1. Read each phrase.

2. Complete each sentence with a QU word.

**quest, quit, squid,
quake, squish, quill**

A big shake

A long trip

**When you smash it,
you...**

Like a pen

To stop means to...

It has no bones.

Name: _____

Date: _____

Write-A-Sentence

Directions: 1. Read the words.

2. Write one sentence for each word.

| Word | Sentence |
|-------|----------|
| queen | |
| quit | |
| quilt | |
| squid | |
| quest | |

Name _____ Date _____

quit

quill

quote

quilt

squish

quench

quick

quite

quintet

The quick squid swam past the ship.

Name:

Date:

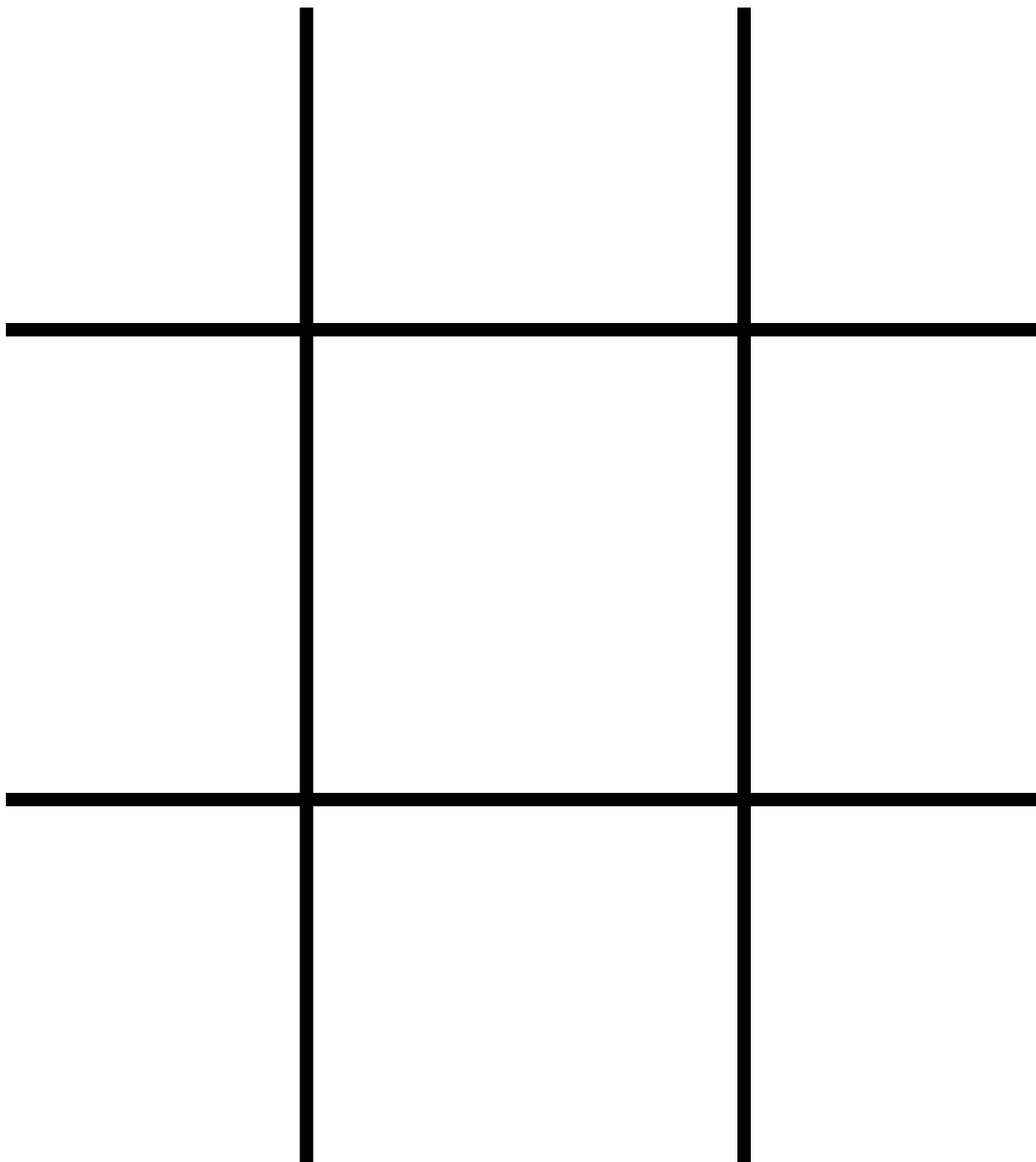
A set of shy quints dwell next to my home. Quints are five kids. That is quite a lot of kids in one home! The quints, (or quintuplets) like to sing in a quintet. The quintet will sing a song that will make a Mom or Dad cry.

Once, the quints had a quilt contest. One kid at a time did add one quilt square. The squares had flags on them. When the flag quilt was done, it was quite a prize. The quints did not sell it, but gave it to the Sunshine Club. The Sunshine Club did thank them.

The quints did invite me once to come and bake with them. We made white cupcakes. Then we got to frost them. The quints are quite shy, but I try my best to be a pal to them.

Highlight all the QU rule words in yellow.

~QU~ TIC TAC TOE



Write in QU words instead of X and O into the empty spaces. Tic-Tac-Toe, 3 in a row!

Squish, The Fish



Materials: Game board laminated (page 19), one set per player of QU shuffled word cards (page 20), QU assembled game cube (page 21), dry erase board, marker and eraser

*To prepare word cards: Copy and cut out page 20 on cardstock. Give each player their own set of word cards





Directions:


SHUFFLE THE WORD CARDS.

Give each player a game board and place the deck of word cards face down in a pile.


1. ON A TURN: Roll the game cube.
2. LAND ON QU: Your partner will pick up one card from the deck, and read it to you without showing it. You need to spell the word out loud as your partner writes it on their white board. Then, check the spelling together. Switch roles after each turn.
3. LAND ON A SHELL: Say, "SQUISH!" You may check off one shell on your game board.
4. The first person to check off all four shells, will win that round.
5. Erase the game board, reshuffle the cards, and play again!

Squish, The Fish!







quench




quid



squish




quiz



quill




quip




quit




quite




quote



quints



quest



quintet



squint



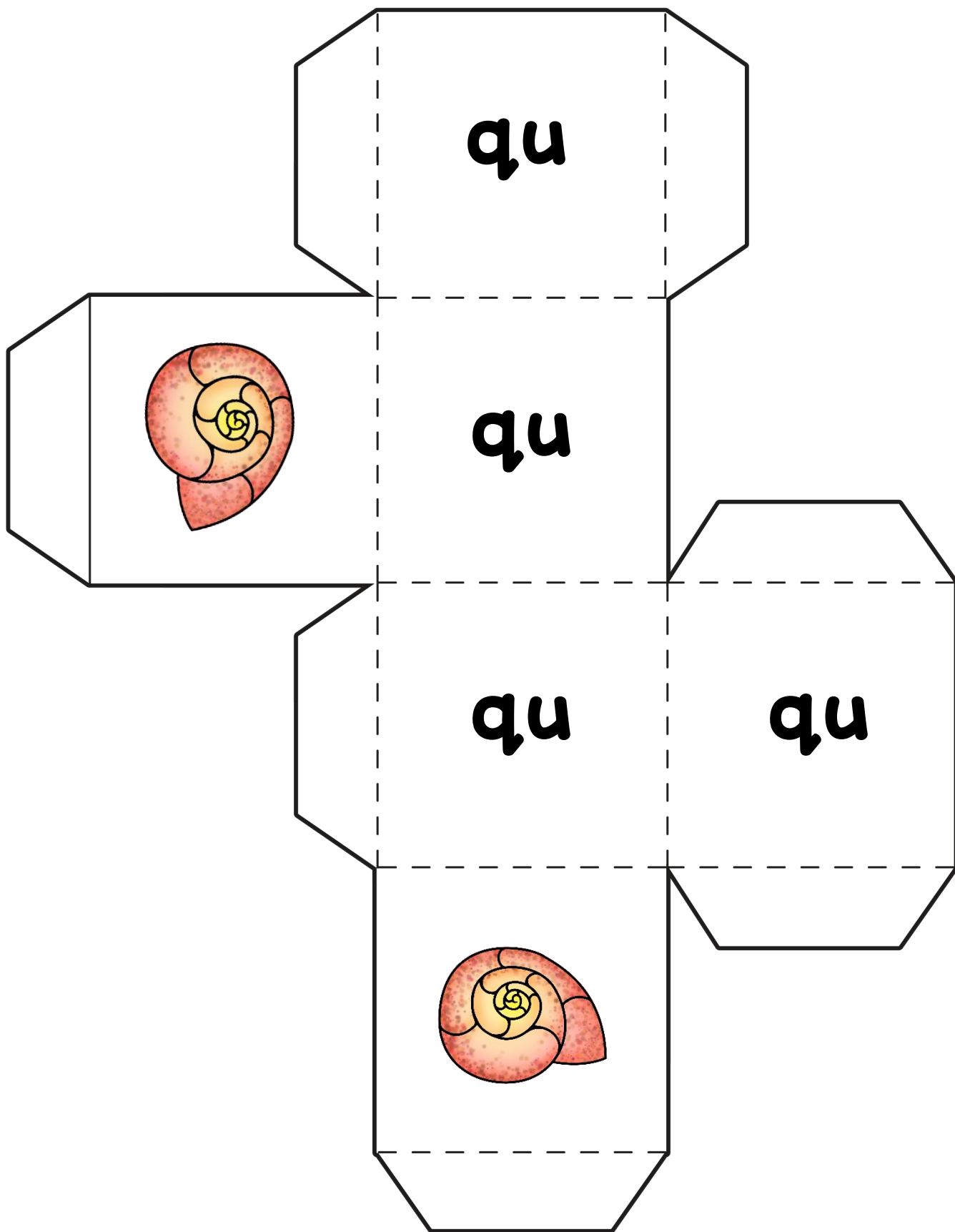
quake




quilt



quell



Credits: My products are made possible by the following fabulous artists!



This product and all of its contents is for educational purposes only, and is not for resale or redistribution in any form. It was purchased and/or downloaded for a single user, therefore may not be distributed without purchasing an additional user license available in my store. Please contact me, the seller for additional license information.

Emily Gibbons, © 2015-2020

<https://www.teacherspayteachers.com/Store/Emily-Gibbons-The-Literacy-Nest>

