
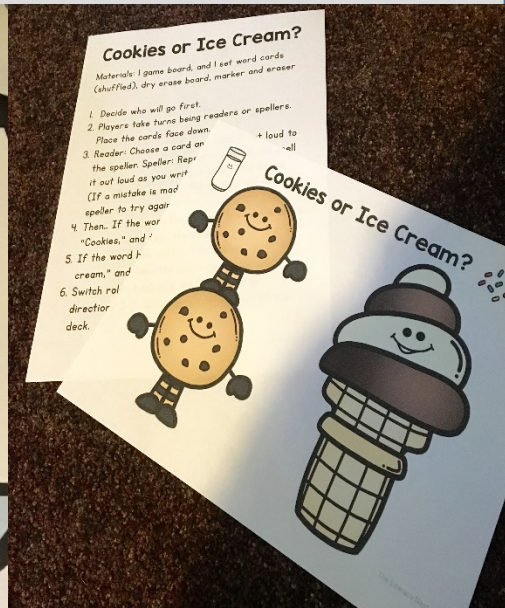



Multi-Sensory Phonics Packs

Soft C

Over 30 practice pages
suitable for Orton-Gillingham

Hard C vs. Soft C practice included




Created by: Emily Dillon



Kick your instruction up a notch!


I hope you enjoy this resource! Here are a few ways to stay in touch with me!

- Follow [my store](#).
- Sign up for my weekly emails on [my blog](#). I'll send you important updates and a fun freebie!

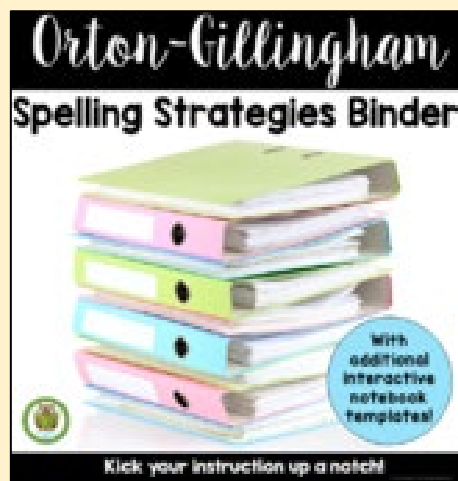
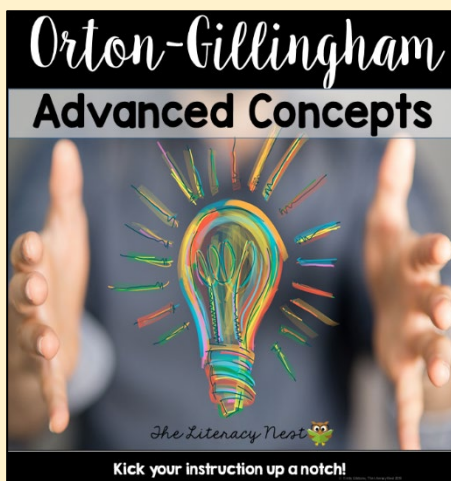
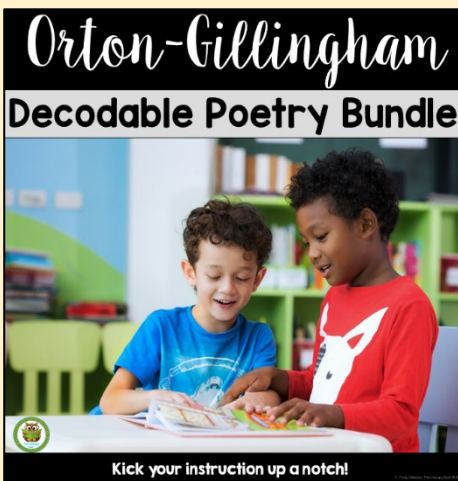


Join Word List Builder!

- Unique search engine
- Create save and print your own word lists, word cards, phrase templates and games!
- time-saving for O-G lesson planning
- [GO HERE](#) to sign up!



You may also like the following resources. Click any image below.



[Click here for more Orton-Gillingham resources.](#)

Dear Educator,
Thank you for your purchase! This is a set for practice with soft c words, as well as a review of hard versus soft c. It is compatible with OG or other reading interventions. This resource may be used in a 1:1 setting, small group or even whole class, depending on your needs.

NOTE: Please pay special attention to the Table of Contents. This is the order of instruction I recommend. It progresses from sounds and words, to sentences and a fully decodable story. Games are included at the end to use at any point in your instruction. They make great review centers.

If you enjoyed using this set, please be sure to check out my other multi-sensory skill practice sets.

Thank you so much for choosing my store for your classroom needs. I do appreciate your patronage. Please be sure to leave feedback on this resource. It helps me, future customers, and you'll earn credit towards new purchases!

Sincerely,
Emily Gibbons, [The Literacy Nest](#)



~TABLE OF CONTENTS~

5	Mini-Poster
6	Word List
7	Read and Tap
8	Read and Check: hard and soft c
9	Write-A-Sentence
10	Guess The Word
11	Sentence Building
12	Handwriting Practice
13	Sentence Strips For Fluency Practice
14-25	Hard and Soft C clip cards
26-29	Sorting Materials and Answer Key
30	Decodable Story
31-38	Game Materials (3 game choices)
39	Credits



Soft C or Hard C?



The letter c has two sounds.

Soft C

- Makes the /s/ or soft sound if the letter after the c is **i**, **e** or **y**.



ice (soft c)

cream (hard c)

cone (hard c)

Hard C

- If it's any of the other letters, then c makes the /k/ or hard sound.
- It's the most frequent sound.

hard c

came

coach

crab

corn

cabin

crunch

craft

code

crash

soft c

dice

cent

mice

face

peace

space

twice

city

prince

spicy

advice

pencil

Sentences To Read

1. The crab will sneak past the cabin.
2. Toss the dice once to play the game.

Name: _____

Date: _____

Soft C

Read and Tap: Read each word and tap out the sounds. Count the number of sounds and draw a check in the correct column.

Read each word. Tap out the sounds.	3 sounds	4 sounds	5 sounds	6 sounds
city				
icy				
advice				
pencil				
face				
city				
peace				

Name: _____ Date: _____
Hard or Soft C?

Soft c

Read and check: Read each word. Highlight the c. Underline the letter that follows the c. Place a check mark in the second or third column.

Highlight the c in each word.	Check here if hard c.	Check here if soft c.
pencil		
clapped		
cupcake		
advice		
cent		
cork		
spicy		

Name: _____

Date: _____

Write-A-Sentence

Directions: 1. Read the words.

2. Write one sentence for each word.

Word	Sentence
spicy	
pencil	
cents	
peace	
city	

Name: _____

Date: _____

Soft C

Guess The Word

Directions: 1. Read each phrase.

2. Complete each sentence with a soft c word.

3. Highlight the soft c in each word.

**twice, dice, cent, city,
recent, advice**

A penny is one...

**You will find
skyscrapers in a...**

**If it just took place,
it is...**

**If you need help,
ask for...**

Two times is...

**To play the game,
roll the...**

Name: _____

Date: _____

Sentence Building

Directions: 1. Read each phrase.

2. Complete each sentence with a soft c word.

3. Highlight the soft c in each word.

I decided to cook	rice
place	but I didn't find my sneakers.
I might like to	space
nice	to help me with my homework.
We jumped on a train	city

Name _____

Date _____

city

face

peace

space

advice

pencil

spicy

dice

twice

"Roll the dice twice," said Macy.

Let's take a trip to the city in May to see the flower show.

I might ask for advice if I can't find the right book to read.

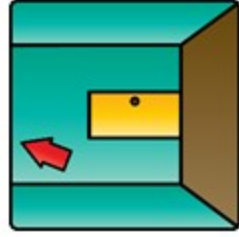
Some kids wish to go to space and explore when they grow up.

We didn't see a decent parking space for the van, so we left.


May I try some yummy strawberry ice cream in a cone?

"That food is too spicy!" yelled Macy.

I enjoy peanut butter on my celery for snacktime.



hard c soft c




hard c soft c



hard c soft c




hard c soft c




hard c soft c



hard c soft c



hard c soft c



hard c soft c



hard c soft c



hard c soft c



hard c soft c




hard c soft c



hard c soft c



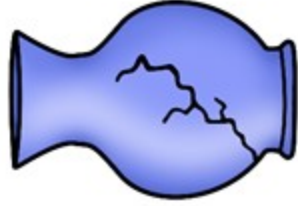
hard c soft c



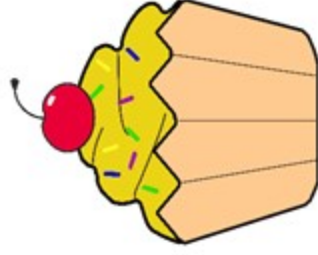
hard c soft c



hard c soft c



hard c soft c



hard c soft c



hard c soft c



hard c soft c




hard c soft c



hard c soft c



hard c soft c



hard c soft c

ceiling

hard c soft c

spicy

hard c soft c

prince

hard c soft c

city

hard c soft c

circus

hard c soft c

celery

hard c soft c

tricycle

hard c soft c

cereal

hard c soft c

rice

hard c soft c

cent

hard c soft c

sauce

hard c soft c

dice

hard c soft c

candy

hard c soft c

cone

hard c soft c

clown

hard c soft c

curl

hard c soft c

crown

hard c soft c

cookies

hard c soft c

crack

hard c soft c

clock

hard c soft c

cupcake

hard c soft c

coin

hard c soft c












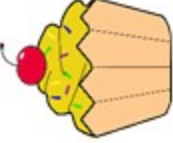












cries

hard c soft c

cowboy

hard c soft c

Hard and Soft C Picture Sort

ceiling	spicy	prince	city
circus	celery	tricycle	cereal
rice	cent	sauce	dice
candy	cone	clown	curl
crack	clock	cupcake	cookies
cries	cowboy	claw	couch

Name: _____

Date: _____

- Directions: 1. Sort your word cards.
2. Write the words in the correct category.

Hard C	Soft C

Name: ANSWER KEY

Date: _____

Directions: 1. Sort your word cards.

2. Write the words in the correct category.

Hard C	Soft C
candy	ceiling
cone	spicy
clown	prince
curl	city
crack	circus
clock	celery
cupcake	tricycle
cookies	cereal
cries	rice
cowboy	cent
claw	sauce
couch	dice

Cindy and Her Cat

Cindy had a cat named Cecil. Cecil slept in a crate next to Cindy's bed in the corner of her bedroom. There was a cozy carpet in the crate for Cecil to curl up and sleep on.

Each day, Cecil woke Cindy up by licking her face. It had been going on for years, so Cindy didn't care. Cindy would get out of bed to feed Cecil. Cecil would race to her bowl and glance at it. If she could speak, she'd say, "Fill 'er up, Cindy!"

After Cindy and Cecil ate, Cindy would grab a fleece coat and a fancy leash. The two would go for a stroll in the city to a local cat club. Some would stare at Cecil on a fancy leash and think it was odd. Some would glance at Cecil and think it was cute.

When the two would arrive at the cat club, Cecil would get to play with the toy mice, while Cindy spoke with fellow cat owners. Cindy and Cecil enjoyed a life of peace and quiet.

*Highlight all the soft C words in yellow.

*Highlight all the hard C words in orange.

Ice Cream Sundae



Materials: Each player gets 1 bowl game board, and 1 set of soft c ice cream scoop cards.

Prepare a tray of colored sprinkles, sand or rice, and the spinner with a pencil and paperclip.

Your goal: To build the biggest ice cream sundae.


1. Decide who will go first.

2. Players take turns spinning.

3. If you land on...

- Spoon- Take one ice cream scoop away from your bowl.
- Sprinkles- Choose one ice cream scoop card to read, trace and spell out loud in the tray of sprinkles. Then you can add it to your bowl! 😊
- Scoop-Choose one ice cream scoop card. Read it, sky write it, and add it to your bowl.
- Whipped cream- Spin again.


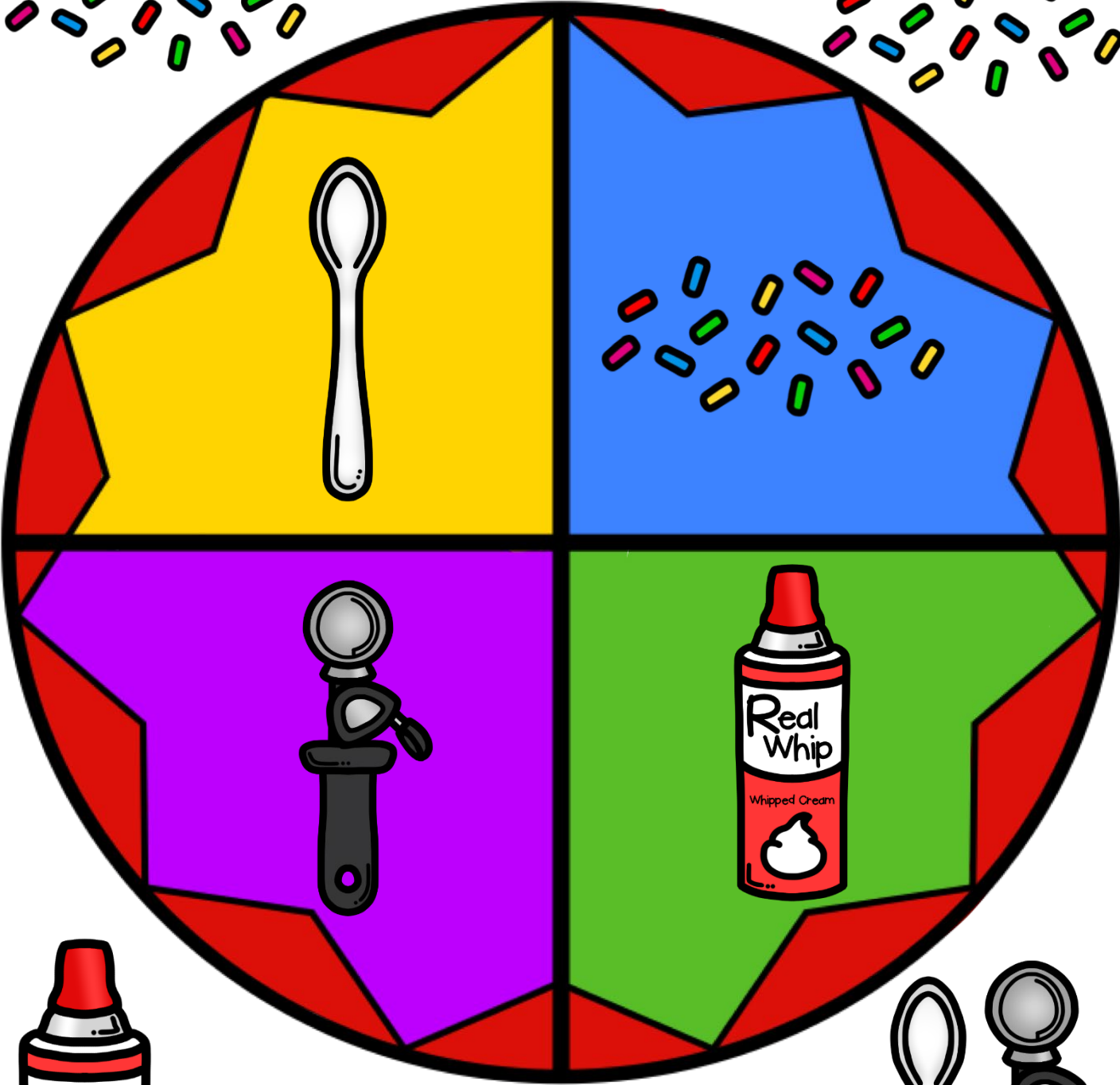

* The first player to fill up their bowl with all the ice cream scoops wins!



Ice Cream Sundae Cards



Ice Cream Sundae





Cookies or Ice Cream?

Materials: 1 game board, and 1 set word cards (shuffled), dry erase board, marker and eraser

1. Decide who will go first.
2. Players take turns being readers or spellers.
Place the cards face down.
3. Reader: Choose a card and read it out loud to the speller. Speller: Repeat the word and spell it out loud as you write it on a white board.
(If a mistake is made, the reader will ask the speller to try again.)
4. Then... If the word has hard c, the speller says, "Cookies," and taps the cookies.
5. If the word has soft c, the speller says, "Ice cream," and taps the ice cream cone.
6. Switch roles back and forth, repeating directions 3-5 until you reach the end of the deck.

Cookies or Ice Cream?



ceiling	spicy	prince	city
circus	celery	tricycle	cereal
rice	cent	sauce	dice
candy	cone	clown	curl
crack	clock	cupcake	cookies
cries	cowboy	claw	couch



Spin-It

To Play:

1. Spin the spinner.
2. Choose a picture that has the same sound as the space you landed on, and say the word.
3. Cross that picture out.
4. To win: Be the first to color every picture on your whole grid.

ceiling	crown	spicy	cookies
crack	circus	clock	celery
cent	coin	rice	cries
cowboy	cereal	claw	tricycle
sauce	couch	dice	cupcake



Credits: My products are made possible by the following fabulous artists!



This product and all of its contents is for educational purposes only, and is not for resale or redistribution in any form. It was purchased and/or downloaded for a single user, therefore may not be distributed without purchasing an additional user license available in my store. Please contact me, the seller for additional license information.

Emily Gibbons, © 2016-2020

<https://www.teacherspayteachers.com/Store/Emily-Gibbons-The-Literacy-Nest>

Emily Gibbons, 2016

