

Multi-Sensory Phonics Packs

IGH

- practice and games
- supports Orton-Gillingham




Created by: Emily Gibbons

Kick your instruction up a notch!


I hope you enjoy this resource! Here are a few ways to stay in touch with me!

- Follow [my store](#).
- Sign up for my weekly emails on [my blog](#). I'll send you important updates and a fun freebie!

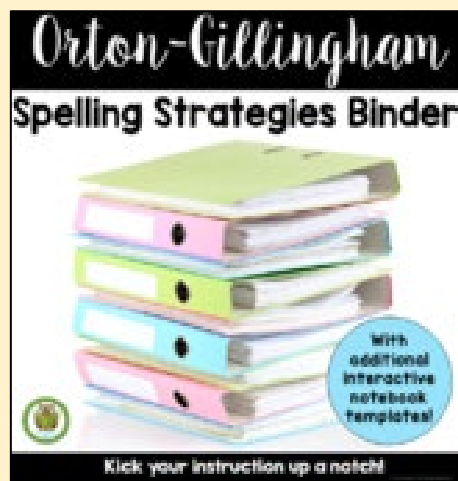
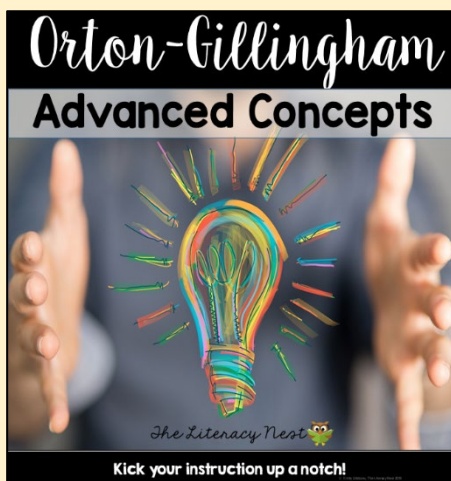
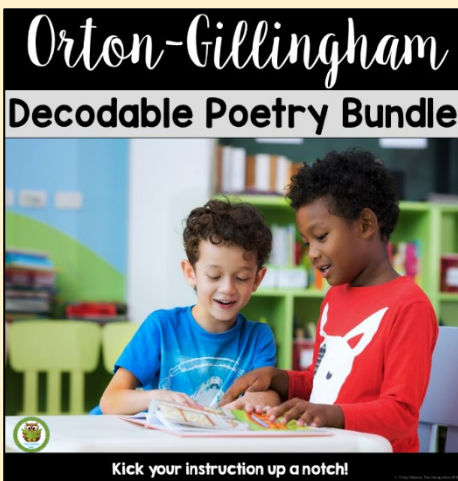


Join Word List Builder!

- Unique search engine
- Create save and print your own word lists, word cards, phrase templates and games!
- time-saving for O-G lesson planning
- [GO HERE](#) to sign up!



You may also like the following resources. Click any image below.



[Click here for more Orton-Gillingham resources.](#)

Dear Educator,

Thank you for your purchase! This is a set for words with -IGH. It is compatible with OG instruction or other reading interventions. This resource may be used in a 1:1 setting, small group or even whole class, depending on your needs.

NOTE: Please pay special attention to the Table of Contents. This is the order of instruction I recommend. It progresses from words and sounds, to sentences and a fully decodable story. Games are included at the end to use at any point in your instruction. They make great review centers.

If you enjoyed using this set, please be sure to check out my other multi-sensory skill practice sets.

Thank you so much for choosing my store for your classroom needs. I do appreciate your patronage. Please be sure to leave feedback on this resource. It helps me, future customers, and you'll earn credit towards new purchases!

Sincerely,
Emily Gibbons, [The Literacy Nest](#)



~TABLE OF CONTENTS~


5-6	Mini-Posters
7	Play-dough mat
8-9	Word Lists (simple, advanced, and additional)
10	Word Web for -IGH words
11	Mapping Sounds and letters
12-13	Syllable Division Two-Piece Puzzle Cards
14	Guess The Word
15	Sentence Building
16	Handwriting Practice
17	Lined Paper
18	Sentence Strips For Fluency Practice
19	Decodable Story
20-25	Games for Reading and Spelling
26	Credits

LONG VOWEL SOUNDS FOR I




There are six long vowel spellings for i.
This is the order of spelling frequency:


1. i (most frequent)
2. i-e
3. igh
4. y
5. ie
6. y-e (least frequent)

The tiny mice might try
the pie with Kyle.



How Do You Get Multi-Sensory?






igh

light

/i/



light

high

sigh

night

might

right

thigh

tight

flight

sight


fight

bright

Sentences To Read

1. Did Joy turn the bright light off last night?
2. "I broke the flashlight," said the boy sadly with a sigh.

igh



nightlight

tighter

mighty

higher

hindsight

unsightly

firefighter

midnight

lightning

spotlight

slightly

highchair

Sentences To Read

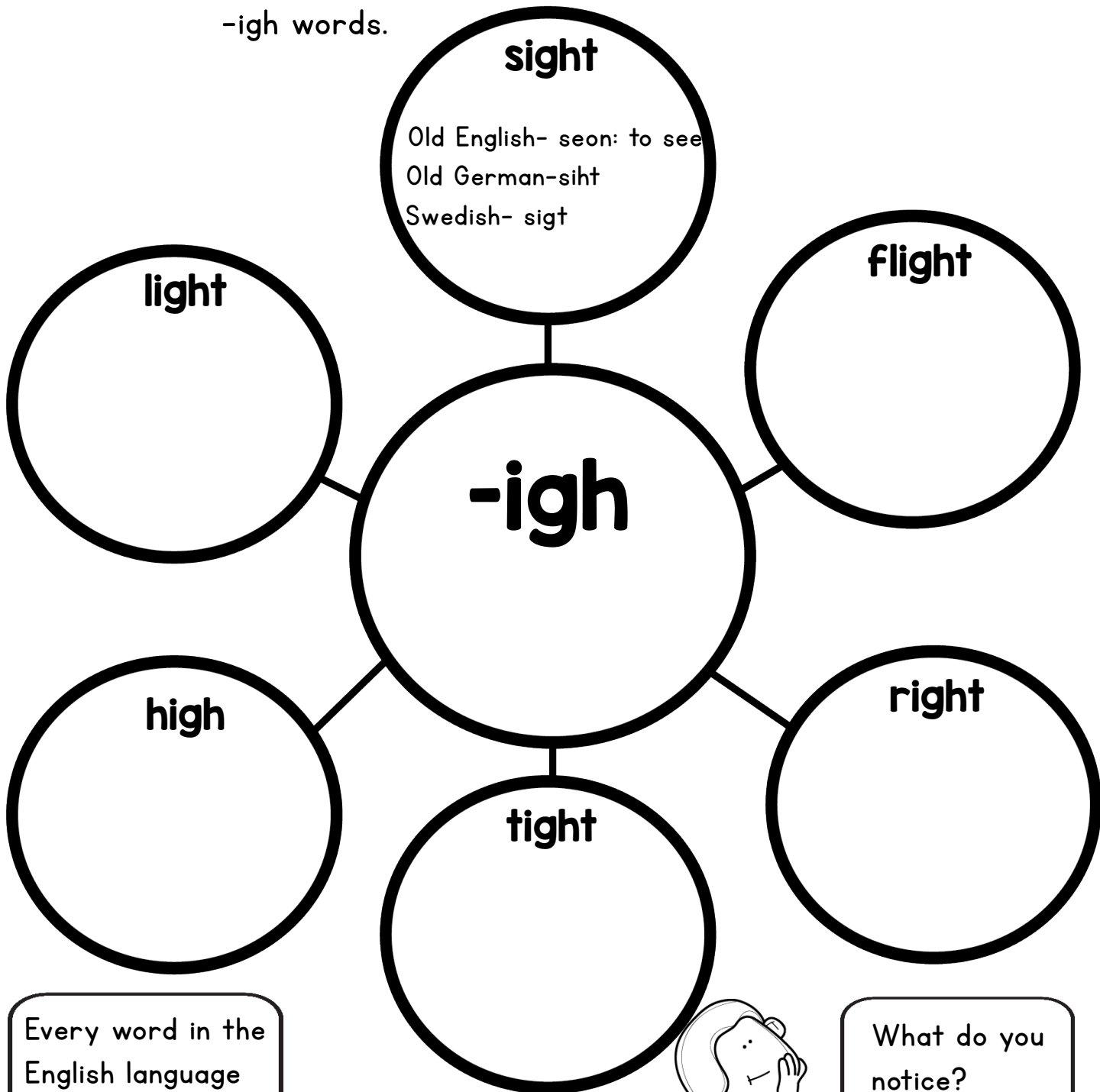
1. The bright flashlight lit the path at midnight.
2. Last night's lightning storm was slightly less extreme.
3. Mighty firefighters go to high-risk jobs.

Name: _____

Date: _____

Let's Research The History of -igh!

- Directions: 1. Look up each word on www.etymonline.com.
2. In each circle, fill in the word's origin.
3. Search for patterns and similarities among all of the -igh words.



Every word in the English language has a history!



What do you notice?

fight

er

high

er

mid

night

night

light

might

y

hind

sight

light

spot

chair

high

ning

light

ly

slight

ly

sight

un

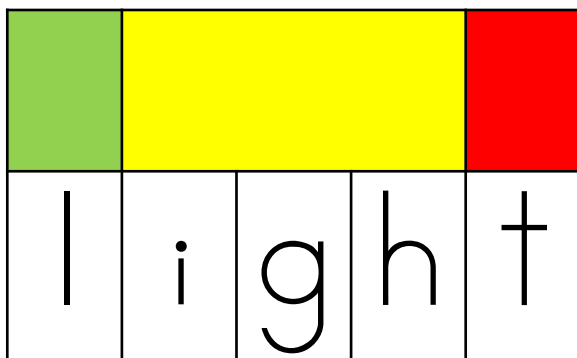
Name: _____

Date: _____

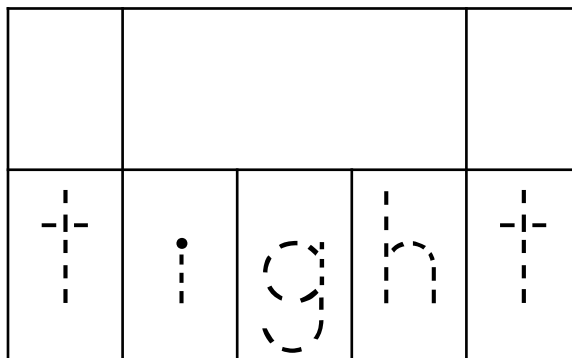
Map Sounds and Letters

Directions: 1. Say the word out loud. Color one box for each sound or use colored chips. 3. Trace and spell the word out loud.

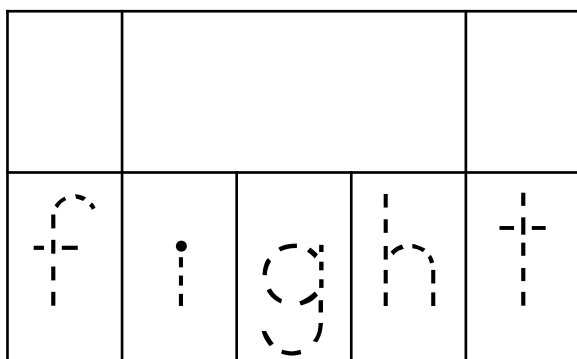
Example: light



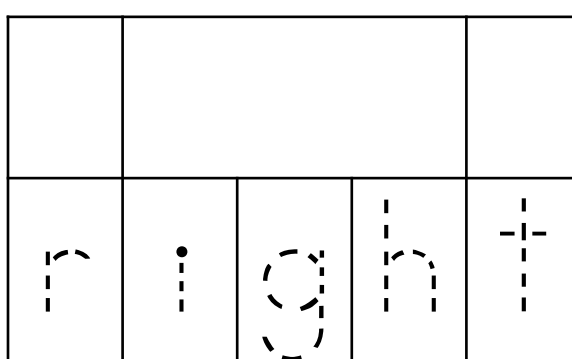
tight



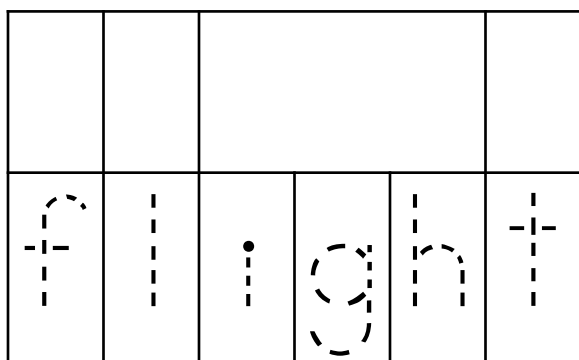
sight



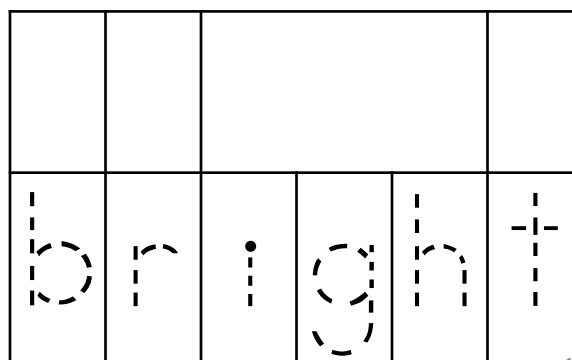
right



flight



bright



Name: _____ Date: _____

Guess The Word

Directions: 1. Read each phrase.

2. Complete each sentence with an -igh word.

**high, mighty, flashlight,
tight, fight, highlighter**

**If it's dark outside,
you might bring a...**

**If you get mad, you
might get in a...**

**If pants don't fit,
they feel too...**

**If you can't reach a
shelf, then it's too...**

**Use this to make
letters stand out.**

**If you are strong,
you are...**

Name: _____ Date: _____

Sentence Building

Directions: 1. Read each phrase.

2. Complete each sentence with an -igh word.

Mom told me	light
night	bats come out and hunt for food.
Frank took a	flight
right	and wave it up high.
When we camp,	flashlight

Name _____ Date _____

light

might

sight

fight

right

tight

flight

plight

slight

We might get a slight storm.

Name: _____ Date: _____

Sentence Strips

Sometimes, a yellow highlighter helps me read the text.

There's thunder and lightning ten miles north of this town!

Cinderella was sad to dash at the stroke of midnight.

"Reach up high, and then reach down low," said the coach.

Is the classmate right-handed or left-handed?

"I think we'll stop the game," sighed the child.

We drove down Smith Street until the home was out of sight.

When I stroll with my dog at night, I bring a flashlight with me.

High Flying Kites

Dwight was excited to enter a kite flying contest. Dwight's kite would be in the spotlight with lots of kites all over the bright and sunny sky next to Highway One. Dwight could not wait to go!

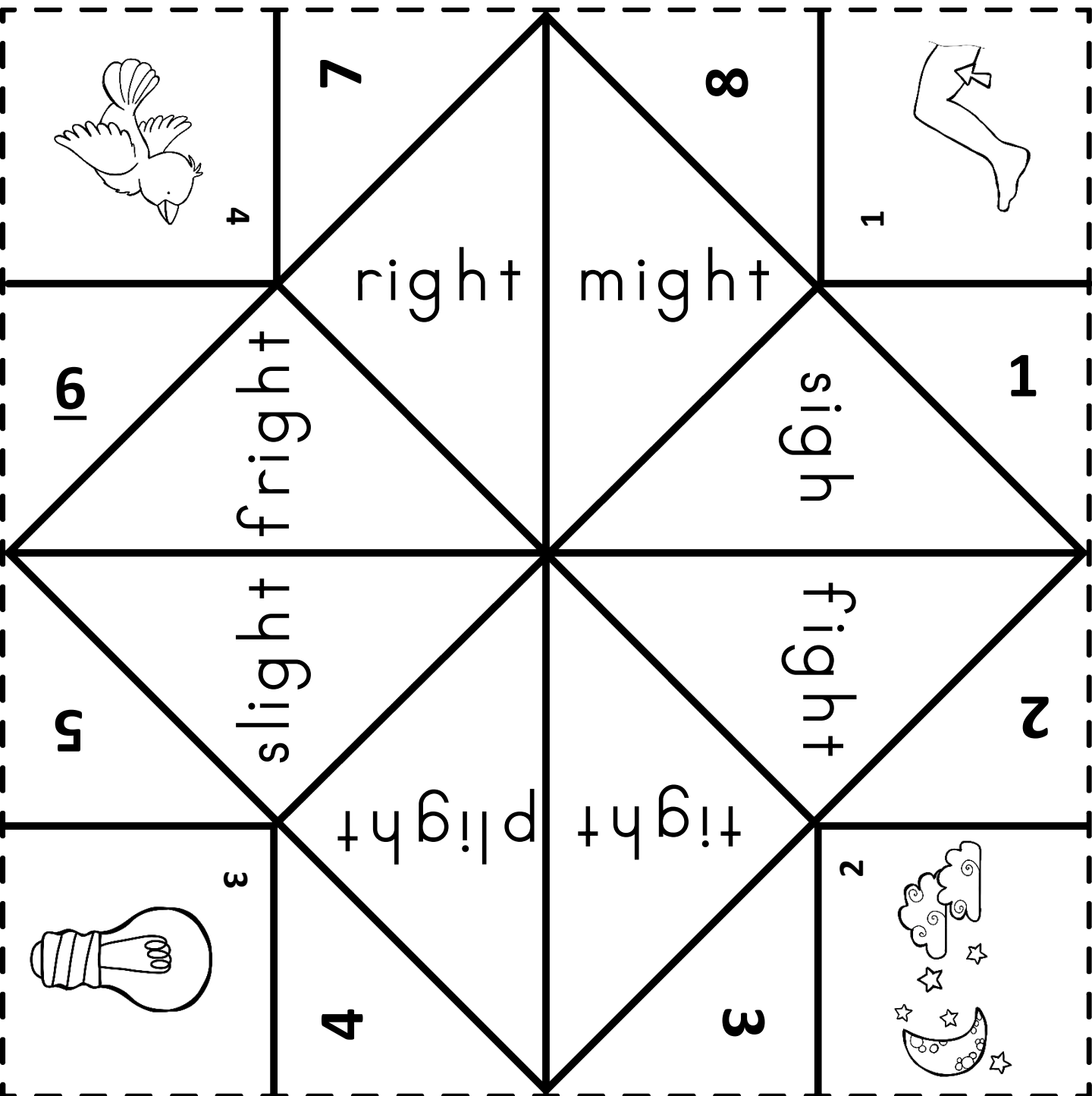
Dwight made time to take the kite out to fly high each day. Flying a kite in the valley near Dwight's home was a real highlight. The kite was light with a bright red shark on it. It lit up the sky when Dwight sailed it.

The day of the contest came. Dwight had his bright, shark kite and a long spool of kite string. Some fluffy clouds were in the sky to block some of the sunlight. The wind was just right for kite flying by Highway One. Dwight got the call to join the kite flyers, and started flying the bright kite. He rolled out the kite string and sailed the shark kite high. It looked like hundreds of kites were flying high in the contest, but Dwight's was the best kite of all.

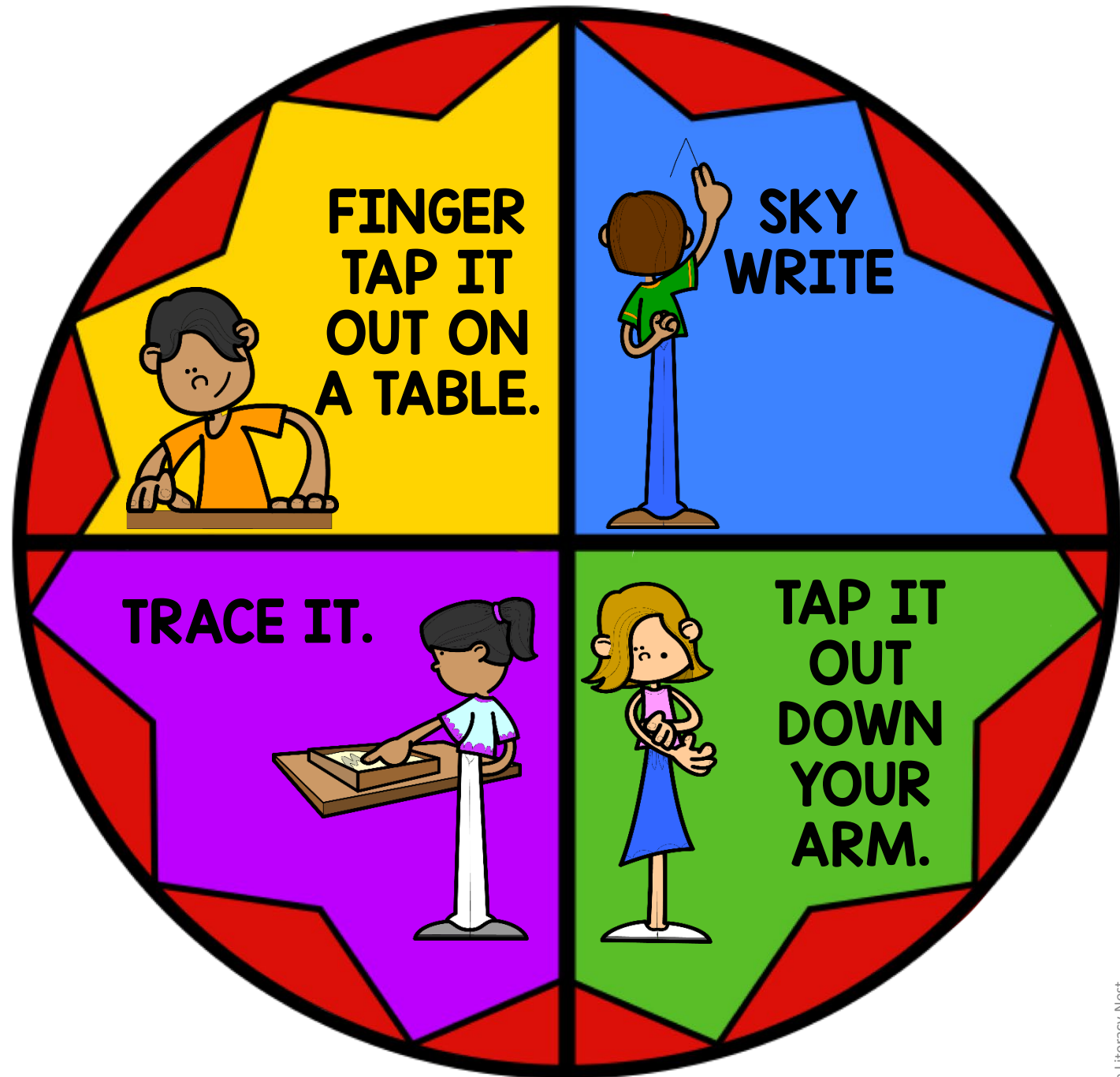
Highlight all the -igh words in yellow.

Cootie Catcher

To play: 1. Choose a number. Open and close the cootie catcher back and forth that number of times. 2. Choose a number. Open and close the cootie catcher back and forth that number of times. 3. Choose a number and open the flap. 4. Read both words. 5. Choose one word to spell. 6. Play again.




Multisensory Spelling Spinner



Spin the spinner. Practice spelling your words by using the strategy you landed on.

Light The Way, Thomas Edison!



Materials: Game board, word cards (shuffled), white board, marker, and eraser (optional), one, number cube (six-sided)

Directions

1. Decide who will go first.
2. Roll the number cube.
3. Have you partner choose a word card and read the word to you.
4. Spell the word correctly out loud or write it correctly on a white board.
5. If you spell it correctly, you may move ahead the number of spaces you rolled on the number cube.
6. If you were incorrect, please try again.
7. Players switch turns and repeat directions 2-6.
8. Keep playing until you both reach home.
9. If you land on a lightbulb, you get to move ahead one space!




Light The Way, Thomas Edison!

END

24

23

22




16

17

18

19

20



14

13

12

11



5

6

7

8


9



3

2

1



START

Word Cards (back)

right

fright

sight

tight

high

bright

thigh

plight

slight

sigh

mighty

light


flight

nightly

higher

tighter

Word Cards (front)



Credits: My products are made possible by the following fabulous artists!



This product and all of its contents is for educational purposes only, and is not for resale or redistribution in any form. It was purchased and/or downloaded for a single user, therefore may not be distributed without purchasing an additional user license available in my store. Please contact me, the seller for additional license information.

Emily Gibbons, © 2015-2020

<https://www.teacherspayteachers.com/Store/Emily-Gibbons-The-Literacy-Nest>

