



The Cry Baby Spelling Rule

- Long i as Y
- Long e as Y
- Over 20 practice pages for reading and spelling

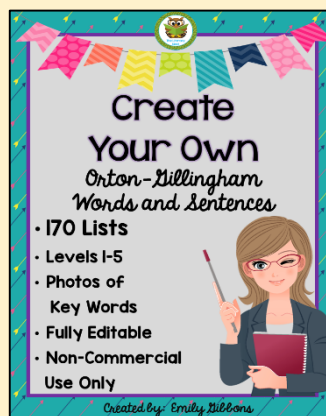

I hope you enjoy this resource!

Here are a few ways to stay in touch with me!

- Follow [my store](#).
- Sign up for my monthly email newsletter on [my blog](#). I'll send you important updates and a fun freebie!



You may also like the following resources. Click on any of the images below.



[Click here for more Orton-Gillingham resources.](#)

Dear Educator,

Thank you for your purchase! This is a set to teach a Y as long i and Y as long e. It is compatible with OG or other reading interventions. This resource may be used in a 1:1 setting, small group or even whole class, depending on your needs.

NOTE: Please pay special attention to the Table of Contents. This is the order of instruction I recommend. Games are included at the end to use at any point in your instruction. They make great review centers.

Thank you so much for choosing my store for your classroom needs. I do appreciate your patronage. Please be sure to leave feedback on this resource. It helps me, future customers, and you'll earn credit towards new purchases!

Sincerely,
Emily Gibbons, [The Literacy Nest](#)

Looking to share?
Purchase an
additional license.



~TABLE OF CONTENTS~

5	Y as Long I Mini-Poster
6-8	Y as :Long I Word List and Word Cards
9-11	Y as :Long E Word List and Word Cards
13	Word Sort
14	Matching Syllables for Y as Long E
15	Cursive Maze for Y as Long I
16-17	Could You? This interactive activity is for building reading comprehension and fluency.
18	Guess The Word
19-20	Cursive Practice
21-22	Decodable Passages
23-25	What's An Open Syllable Quick Assessment
26	Credits



Y as Long I

If y is at the end of a short, one syllable word, the sound is /ī/.

ex. cry, dry, try

Words with 3 or more syllables that end in y will often have an /ī/ sound.


ex. identify



Y as Long I

If y is at the end of a short, one syllable word, the sound is usually /ī/.

c r y



Directions: Read the words. Highlight the long i sound in each word.

cry

dry

pry

try

shy

fly

why

my

sly

cry

dry

pry

try

shy

fly

why

my

sly




Y as Long E

**If y is at the end
of a two syllable
word, the sound
is usually /ē/.**



example:

baby, happy



Y as Long E

If y is at the end of a two syllable word, the sound is usually /ē/.

b a b y



Directions: Read the words. Highlight the long e sound in each word.

candy

plenty

nasty

picky

itchy

twenty

ugly

fifty

sandy

candy

plenty

picky

itchy

twenty

ugly

fifty

sandy


sandy

Name: _____

Date: _____

Long I or Long E?

Directions: Cut, read and sort the word cards at the bottom. Glue or write each word into the correct category.



Long I

Long E

handy

itchy

pry

shy

windy

mucky

sly

why

Name:

Date:

If y is at the end of a two syllable word, the sound is usually /ē/.

Stamp It: Draw a line from a syllable circle on the left to a syllable in the right column to form a new word. Stamp the two circles with a BINGO MARKER.

can

ly

nif

py

ug

dy

lum

by

hob


ty



[illegible]

FINISH

Could you?



YES

NO

Could You? Sentences: Cut the sentence strips. Place one on the Could You? mat. Then answer yes or no.

Could you try to fry an egg?

Could you be shy at school?

Could you be sly with a friend?

Could a fly be dry?

Could candy be sticky?

Could a sandy beach be itchy?

Could a baby be picky?

Could clumsy mean lumpy?

Name: _____

Date: _____

Guess The Word

Directions:

1. Read each phrase.
2. Complete each sentence with the correct word.
3. Highlight the y in each word. In the last column, write I if the y is a long i sound or E in if the y is a long e sound.

shy, try, sticky ugly, sly, stretchy		I or E?
A fox can be...		
A lollypop can be...		
You don't know until you...		
If you are new, you can feel...		
A rubber band is...		
A mask can sometimes be...		

Name _____ Date _____

by

fly

sly

dry

try

spry

shy

why

spry

Why did that fly try to spry?

Name _____

Date _____

empty

crafty

stringy

lucky

bumpy


rocky

fifty

scratchy

hefty

The frilly dress cost sixty dollars.



Directions: Read the passage. Choose five words with y as long i to highlight.

Time To Fly

I hate to fly on a plane. So when my Mom said we were to take a trip to Lake Brag, I had to cry. "No!" I said. "I will not try. I intend to be at home and I will not go!"

Mom was upset. "Why not fly?" she said. "A plane can be fun. We will get a drink and some chips. When we get off the plane, we will drive to Lake Brag." I was still upset. Why go on the trip? Why not drive? But Mom said no. It was time to fly. I just may cry.

I got on the plane and was still upset. Mom held my hand when the plane went up. I will try not to cry and be brave while I fly.

Why did the narrator not want to fly?



If y is at the end of a two syllable word, the sound is usually /ē/.

Directions: Read the passage. Choose ten words with y as long e to highlight.

The Candy Shop

Wendy woke up happy. Wendy will take a trip to Monty's Candy Shop with Andy. The two pals left at nine and rode bikes to Monty's Candy Shop.

When the pals got to the entry at Monty's Candy Shop, a yummy smell of candy did fill up the shop. Wendy and Andy sniff and sniff. "Yummy!" said Andy! "Dandy!" said Wendy.

Will Wendy get some gummy drops? Will Andy get some gum? Wendy did think and got twenty gummy drops. Andy did think and got fifty sticks of gum! Yummy!

What does the word, entry, mean in the second paragraph?



Baby Talk



Materials: Game board, word cards (cut and shuffled), dry erase board, marker and eraser, game pieces for place holders, one die

Directions:

Your goal: To be the first to get the baby to bed.

1. Decide who will go first.
 2. On a turn, roll the die. The other player will give you a word to spell out loud and write on your white board.
 3. If you land on...
 - BABY WIPES- Diaper change! Lose a turn.
 - BOTTLE- Feeding time! Move ahead one space.
 - CRYING BABY- Move back one space.
- * The first to reach the finish line, wins!

WORD CARDS: Cut out these cards and shuffle them well.

Place them in a stack face down.

shy

why

cry

try

sly

pry

fry

my

by

spry

pesky

fifty

dandy

rocky

gusty

sandy


crunchy

tricky

grassy

stinky

Baby Talk



FINISH

Baby Wipes

Baby Wipes

Baby Wipes

START

Credits: This product was made possible by the following fabulous artists!



This product and all of its contents is for educational purposes only, and is not for resale or redistribution in any form. It was downloaded for a single user.

Emily Gibbons, © 2018

Follow my Teachers Pay Teachers Store!

<http://www.teacherspayteachers.com/Store/Emily-Gibbons>

