


# Orton-Gillingham

## GENERALIZATIONS FOR READING AND SPELLING OU/OW




*The Literacy Nest* 

**Kick your instruction up a notch!**




I hope you enjoy this sampler freebie! Here are a few ways to stay in touch with me!

- Follow [my store](#).
- Sign up for my monthly email newsletter on [my blog](#). I'll send you important updates and a fun freebie!

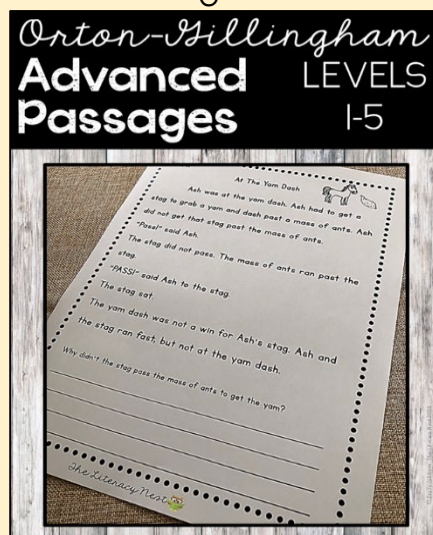
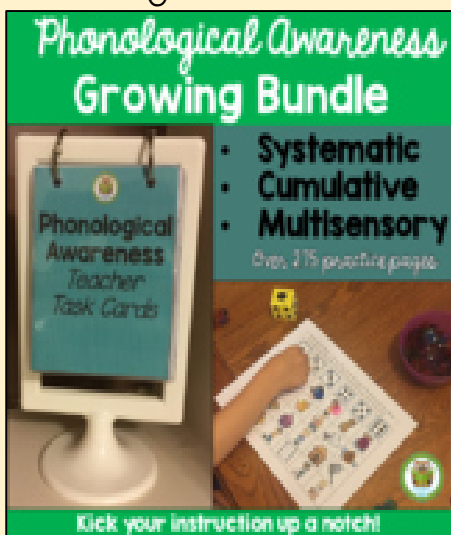


## Join Word List Builder!

- Unique search engine
- Create save and print your own word lists, word cards, phrase templates and games!
- time-saving for O-G lesson planning
- [GO HERE](#) to sign up!



You may also like the following resources. Click either image below.



[Click here for more Orton-Gillingham resources.](#)

Dear Educator,

Thank you for your purchase! This is a resource for teaching OU/OW. It is part of a bundle for reading and spelling generalizations. I will add to the bundle monthly according to a schedule. Please see the completion schedule on the next page to find out when you may download monthly updates. More preview images are coming.

### Why teach spelling generalizations?

Spelling generalizations are not necessarily the same as RULES. Often people think of the word, rule, and assume it's 100% effective. A generalization shows that when it comes to spelling, MOST of the time, here is a system that applies that is mostly reliable.

### Teaching spelling generalizations can:

- help to build a child's understanding of orthographic patterns
- provide useful and meaning-filled practice that helps to build a sense of reliability and trust
- help a child begin to learn how to self-monitor their own spelling.

To access all updates, login to TpT and go to "My Purchases." Thank you for leaving feedback on this purchase. It is greatly appreciated!

Sincerely,

Emily Gibbons, M.Ed. IDA Certified Dyslexia Practitioner,  
IMSLEC accredited program, A/AOGPE

# ~TABLE OF CONTENTS~

5	Mini-Poster
6-8	Word Lists and Word Cards
9	Sorting Practice
10-11	Follow The Trail with Answer Key
12-13	Could You, Would You?
14	Sentence Strips
15	Controlled Reading Passage
16-17	Sentence Correction Cards with Answer Key
18	Handwriting Practice
19-20	Flow Chart with Answer Key
21-25	Game Materials
26	Assessment
27	Credits

# **OU or OW?**

- **Use OU at the beginning or middle of a word.**
- **Use OW when followed by l, n, er, or el.**



# OU and OW

- Use OU at the beginning or middle of a word.
- Use OW when followed by l, n, er, or el.

example:

Directions: Read the words. Highlight OU or OW in each word.

ouch	grouch	pouch
proud	loud	found
round	mouth	now
bow	howl	brown
crown	shower	towel

ouch

grouch

pouch

proud

loud

found

round

mouth

now

bow

howl

brown

crown

shower

towel



Name: \_\_\_\_\_

Date: \_\_\_\_\_



- Use OU at the beginning or middle of a word.
- Use OW when followed by l, n, er, or el.

Directions: Cut, read and sort the word cards at the bottom. Glue or write each word into the correct category.

OU	OW

wow	found	owl
cloud	clown	shout
town	south	bound
grouch	shower	plow

Name: \_\_\_\_\_

Date: \_\_\_\_\_

## Follow The Trail

1. Use a red marker to trace a path through all the OU words.
2. Use a blue marker to trace a path through all the OW words.

loud	frown	power	tote
bound	stone	tower	cone
tone	cloud	drove	brown
rode	south	prowl	stove
home	bone	found	how
START HERE mouth	shout	proud	now

Name: ANSWER KEY

Date: \_\_\_\_\_

## Follow The Trail

1. Use a red marker to trace a path through all the OU words.
2. Use a blue marker to trace a path through all the OW words.

loud	frown	power	tote
bound	stone	tower	cone
tone	cloud	drove	brown
rode	south	prowl	stove
home	bone	found	how
START HERE mouth	shout	proud	now


The grid contains the following words:

- Row 1: loud, frown, power, tote
- Row 2: bound, stone, tower, cone
- Row 3: tone, cloud, drove, brown
- Row 4: rode, south, prowl, stove
- Row 5: home, bone, found, how
- Row 6: START HERE mouth, shout, proud, now

The red trail (OU words) connects: mouth → loud → bound → tone → cloud → south → found → proud → shout.

The blue trail (OW words) connects: power → tower → brown → prowl → how → now.

# Could you? Would you?



**YES**

**NO**

Could You? Would You? Sentences: Cut the sentence strips. Place one on the Could You? Would You? mat. Then read and answer yes or no.

Could you make a cloud with flour?

Could a flower be brown?

Could you shout with a cow?

Would you frown at an owl?

Could you howl with a wolf?

Would you pout at a clown?

Could flour taste sour?

Would you wear a crown and a gown?



Sentence Strips: Read each sentence.  
Highlight each word that has OU or OW.

Mr. Dow did not care for loud sounds.

A gray wolf pack howled at the moon.

Which flower did you pick to give for a gift?

When I found the lost cash, I turned it in for a prize.

A dentist will check the teeth inside the mouth and clean them.

The wombat has a small pouch to hold a baby.

Ouch! A bee just stung my hand!

Take care of the mess now, or I will toss it out!

# OU and OW



- Use OU at the beginning or middle of a word.
- Use OW when followed by l, n, er, or el.

Directions: Read the passage. Choose to highlight ten words with OU or OW.

## Old Brown Cat

Old Brown Cat was a stray found in a dark lot. Now he camps out in Mrs. Flower's backyard. OB, as Mrs. Flowers calls him, is used to him being a grouch. She is used to his yowl if she turns on the shower. "He is so sweet and round. I don't mind if he has a big mouth," said Mrs. Flowers.

One morning, Mrs. Flowers was in her backyard in her flip-flops and nightgown. OB had dozed in a flower bed. She bent down to pet him when, "OUCH!" Mrs. Flowers yelled out. How did she get hurt in the flower bed? OB gave her a loud yowl and turned down his mouth. Mrs. Flowers took a peek at her foot. She had cut it on a weed with thorns. It had started to bleed. OB saw the cut and gave her a lick. He felt sorry that Mrs. Flowers was hurt.

OB gave her some more licks and then a purr. Mrs. Flowers had a feeling that OB may have been a grouchy old cat, but he did care for her deeply.

How did Mrs. Flowers know OB cared deeply about her?

---

---

1. Find the error.

“Stop powting in this car!” said Dad.

2. Find the error.

The ball landed on the grownd near first base.

3. Find the error.

Why do you have a froun and seem sad?

4. Find the error.

Cut the red flours in the garden.

5. Find the error.

The new baby was six pownds and had brown hair.

6. Find the error.

Take a left turn and go sowth for five miles.

7. Find the error.

The queen wore a gold croun and sat on her throne.

8. Find the error.

At the top of the hill sat a tall touer with many steps.

1. Find the error.

"Stop **powting** in this car!" said Dad.

**pouting**

2. Find the error.

The ball landed on the **grownd** near first base.

**ground**

3. Find the error.

Why do you have a **froun** and seem sad?

**frown**

4. Find the error.

Cut the red **flours** in the garden.

**flowers**

5. Find the error.

The new baby was six **pownds** and had brown hair.

**pounds**

6. Find the error.

Take a left turn and go **sowth** for five miles.

**south**

7. Find the error.

The queen wore a gold **croun** and sat on her throne.

**crown**

8. Find the error.

At the top of the hill sat a tall **touer** with many steps.

**tower**

Name \_\_\_\_\_

Date \_\_\_\_\_

how

growl

crown

tower

pouch

shout

found

mouth

cuck

Now, add one cup of flour.



## Flow Chart for: Is it OU or OW?

Read the clue to determine the word. Then, answer the following questions to determine whether to use OU or OW in spelling.	1. Does the word have the sound of /ow/?	2. Is the sound of /ow/ at the beginning or middle of the word?	3. Is the sound of /ow/ followed by l, n, r, er or ei?	If yes to #s 1-2, use OU. If yes to #s 1 and 3, use OW Write the word correctly below.
1. To get clean, take a...				
2. Wears a wig and a red nose...				
3. Sit down on this to watch TV...				
4. Pick this in a garden...				
5. To yell or...				
6. A king or queen wears a...				
7. The opposite of lost ...				
8. The opposite of north...				

# ANSWERS TO FLOW CHART QUESTIONS

1.shower

2.clown

3.couch

4.flower

5.shout

6.crown

7.found

8.south







# Roll and Read

**Skill:** Practice reading words with OU or OW.

**Materials:** Each player will need a roll and read game board and one six-sided die. Use clear plastic bingo chips for place markers.

## How To Play:

1. Decide who will go first.
2. On a turn, a player will roll the die. Whichever number they land on, they will go to the corresponding number column on their game board. They may either read one word at a time starting at the top, OR read the whole column of words.
3. When a player finishes reading a word or words for their turn, they may place ONE bingo chip on one space in the column they read. (Start at the top.)
4. Player two goes and repeats steps 2-3.
5. Keep playing to see which column of words is the first place winner. You can play for a second place winner and a third place winner if you'd like.
6. Clear the game board and play again!

	bow		sound		brown		ouch		owl		out
how	round	round	frown	couch	howl	pout					
now	mound	town	pouch	jowl	shout						
sow	pound	gown	grouch	fowl	grout						
vow	found	crown	slouch	prowl	clout						

22

# Pound It Out

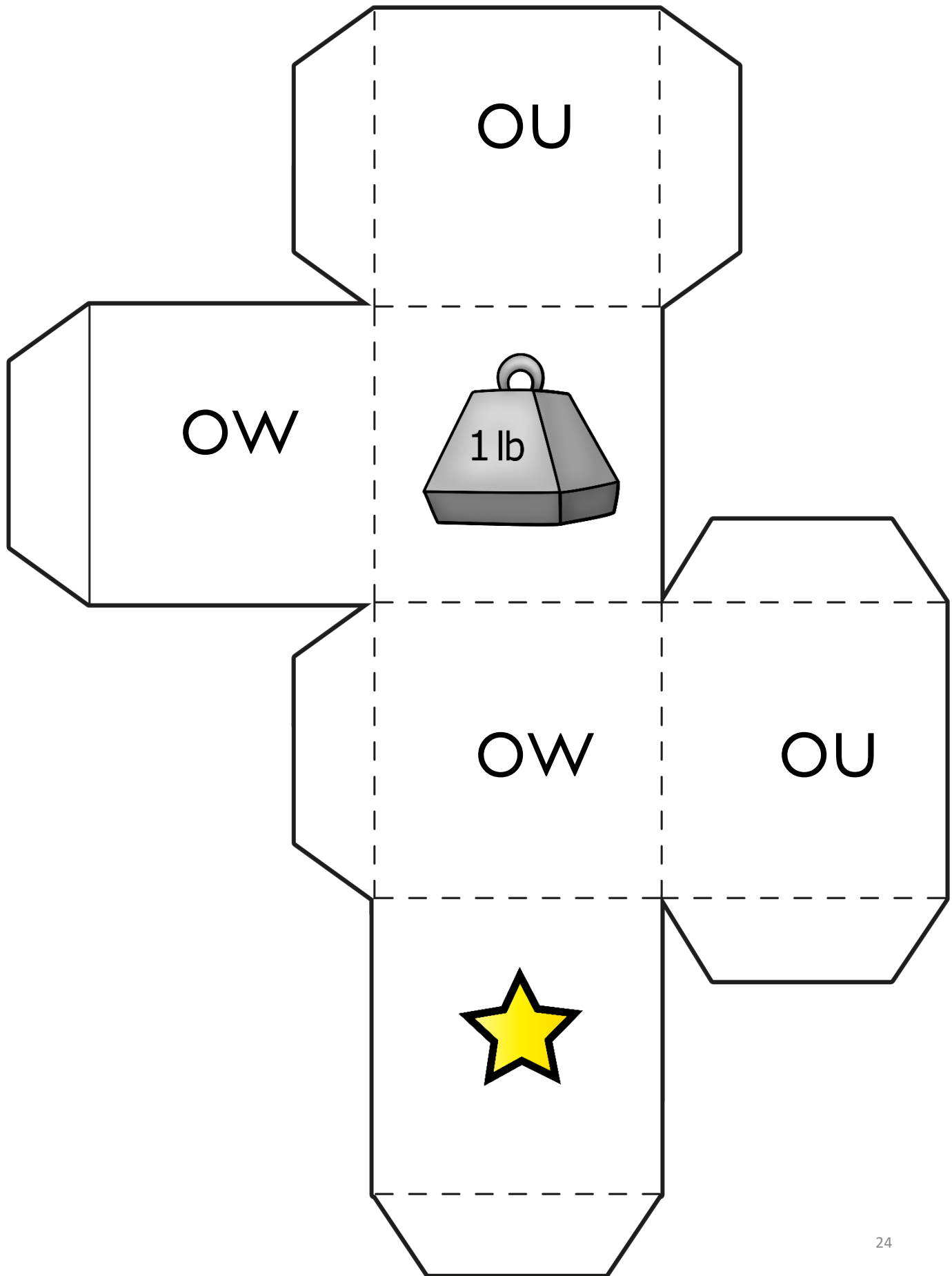
**Skill:** Practice spelling words with ou or ow.

**Materials:** Dry erase board, markers and eraser, one game board with words for each player and one assembled game cube

## How To Play:

1. Decide who will take the first turn.
2. On a turn: A player will roll the game cube.
3. If they land on...
  - pound: Skip a turn
  - a star: Choose any space
  - ou: Fill in the letters for one word with OU.
  - ow: Fill in the letters for one word with OW.
4. The first person to fill in the letters for their whole board is the winner.





r \_ \_ n d

br \_ \_

sh \_ \_ t

pl \_ \_

s \_ \_ th

t \_ \_ n

dr \_ \_ n

n \_ \_

m \_ \_ nd

p \_ \_ er

f \_ \_ nd

h \_ \_ l

p \_ \_ nd

fl \_ \_ er

\_ \_ ch

v \_ \_



cl \_ \_ d

g \_ \_ n

p \_ \_ ch

\_ \_ l

- When should you use OU?
- When should you use OW?



Credits: My products are made possible by the following fabulous artists!



This product and all of its contents is for educational purposes only, and is not for resale or redistribution in any form. It was purchased and/or downloaded for a single user, therefore may not be distributed without purchasing an additional user license available in my store. Please contact me, the seller, for additional license information.

Emily Gibbons, The Literacy Nest LLC © 2019

<https://www.teacherspayteachers.com/Store/Emily-Gibbons-The-Literacy-Nest>

