

Orton-Gillingham

GENERALIZATIONS FOR READING AND SPELLING

-GE and -DGE



The Literacy Nest 

Kick your instruction up a notch!

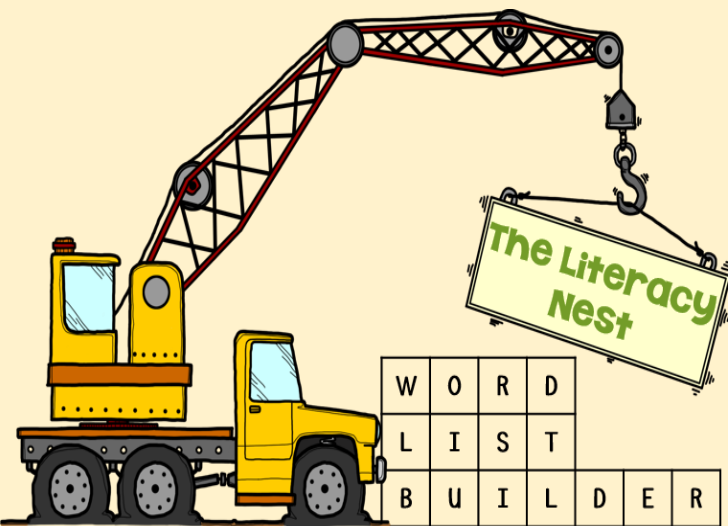
I hope you enjoy this sampler freebie! Here are a few ways to stay in touch with me!

- Follow [my store](#).
- Sign up for my monthly email newsletter on [my blog](#). I'll send you important updates and a fun freebie!

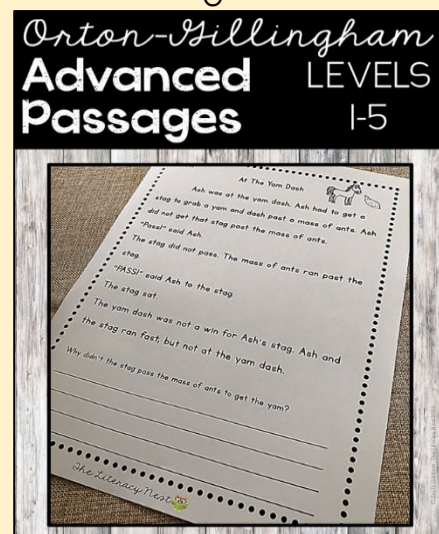
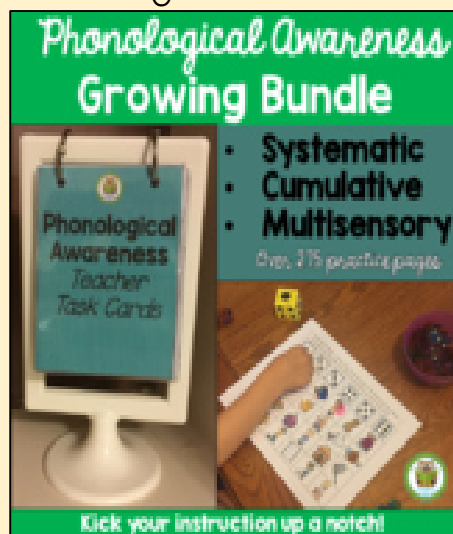


Join Word List Builder!

- Unique search engine
- Create save and print your own word lists, word cards, phrase templates and games!
- time-saving for O-G lesson planning
- [GO HERE](#) to sign up!



You may also like the following resources. Click either image below.



[Click here for more Orton-Gillingham resources.](#)

~TABLE OF CONTENTS~

5	Mini-Poster
6-8	Word Lists and Word Cards
9	Sorting Practice
10-11	Follow The Trail with Answer Key
12-13	Could You, Would You?
14	Sentence Strips
15	Controlled Reading Passage
16-17	Sentence Correction Cards with Answer Key
18	Handwriting Practice
19-20	Flow Chart with Answer Key
21-25	Game Materials
26	Assessment
27	Credits

Dear Educator,

Thank you for your purchase! This is a resource for teaching -GE and -DGE. It is part of a bundle for reading and spelling generalizations. I will add to the bundle monthly according to a schedule. Please see the completion schedule on the next page to find out when you may download monthly updates. More preview images are coming.

Why teach spelling generalizations?

Spelling generalizations are not necessarily the same as RULES. Often people think of the word, rule, and assume it's 100% effective. A generalization shows that when it comes to spelling, MOST of the time, here is a system that applies that is mostly reliable.

Teaching spelling generalizations can:

- help to build a child's understanding of orthographic patterns
- provide useful and meaning-filled practice that helps to build a sense of reliability and trust
- help a child begin to learn how to self-monitor their own spelling.

To access all updates, login to TpT and go to "My Purchases." Thank you for leaving feedback on this purchase. It is greatly appreciated!

Sincerely,

Emily Gibbons, M.Ed. IDA Certified Dyslexia Practitioner,
IMSLEC accredited program, A/AOGPE

-GE or -DGE?

- **Use -ge /j/ after a long vowel sound, or after consonants l, n, r.**
- **Use -dge after a short vowel at the end of a word or syllable.**



-GE and -DGE

- Use -ge /j/ after a long vowel sound, or after consonants l, n, r.
- Use -dge /j/ after a short vowel at the end of word or syllable.

example: I want a huge piece of fudge!

Directions: Read the words. Highlight -ge or -dge in each word.

cage	stage	huge
large	urge	change
hinge	revenge	pledge
trudge	dodge	lodge
bridge	edge	badge

cage

stage

huge

large

urge

change

hinge

revenge

pledge

trudge

dodge

lodge

bridge

edge

badge

Name: _____

Date: _____



-GE and -DGE

- Use -ge /j/ after a long vowel sound, or after consonants l, n, r.
- Use -dge /j/ after a short vowel at the end of word or syllable.

Directions: Cut, read and sort the word cards at the bottom. Glue or write each word into the correct category.

-GE	-DGE

change

fudge

age

ledge

page

sludge

badge

urge

lodge

verge

bridge

twinge

Name: _____

Date: _____

-GE/-DGE

Follow The Trail

1. Use a yellow marker to trace a path through all the -GE words.
2. Use a blue marker to trace a path through all the -DGE words.

grudge	bridge	revenge	verge
plunge	twinge	ridge	dodge
gorge	glad	glop	lodge
grid	stage	sludge	glib
grip	get	page	fudge
START HERE FOR -GE age	rage	ledge	START HERE FOR -DGE edge

Name: _____

Date: _____


-GE/-DGE

ANSWER KEY Follow The Trail

1. Use a yellow marker to trace a path through all the -GE words.
2. Use a blue marker to trace a path through all the -DGE words.

grudge	bridge	revenge	verge
plunge	twinge	ridge	dodge
gorge	glad	glop	lodge
grid	stage	sludge	glib
grip	get	page	fudge
START HERE FOR -GE age	rage	ledge	START HERE FOR -DGE edge

Could you? Would you?



YES

NO

Could You? Would You? Sentences: Cut the sentence strips. Place one on the Could You? Would You? mat. Then answer yes or no.

Would you stand at the edge of a cliff or run away?

Could you work as a judge when you are sixteen years of age?

Would you dodge a huge snake if you were hiking?

Could you feel an urge to dance on stage?

Would you walk across a rope bridge?

Would you ever take a plunge into ice cold water?

Could you shut a door if the hinge was broken?

Would you like to wear a badge?

Fluency Strips: Read each sentence. Highlight each word that has -GE or -DGE.

On vacation, we make a trip to the candy store to get a box of fudge.

The beaver left the lodge, and took a plunge into the water.

Madge had to get a locksmith when the key didn't budge.

Are you sad to see an animal in a cage at the zoo?

I urge you to drive slowly when there is a snowstorm.

Officer Fledge had a silver badge and a navy blue hat.

Part of the ninja challenge was to cross a rope bridge.

Will you tell me what page we are on in the chapter book?



- Use -ge /j/ after a long vowel sound, or after consonants l, n, r.
- Use -dge /j/ after a short vowel at the end of word or syllable.

Directions: Read the passage. Choose ten -GE and -DGE words to highlight.

Scout Badge

Austin was of the age to earn a scout badge on a camping trip. In order to earn the badge, she had to perform some tasks and do them well. Austin took a peek in the scout book. She found the part that listed the rules for a campout in the woods. "I made a pledge to try and earn a badge and that's what I am going to do!"

Austin packed a change of clothing in her huge backpack. She would have to trudge through the woods on a trail with her troop for three miles until they got to a campsite. She felt an urge inside to want to stop and take breaks while she trudged on the trail, but she knew she couldn't stop. "That badge is waiting for me," thought Austin.

When Austin and her troop made it to the campsite to spend the night, the troop leader went over the rules to complete before earning a badge. Austin was on her way!

What does it mean to "trudge through the woods"?

1. Find the error.

We will plege to
always come to
school on time.

2. Find the error.

Let's practice on
stadge for the big
show.

3. Find the error.

The juge decided to
give send the crook
to jail.

4. Find the error.

I have an urdge for
some ice cream!

5. Find the error.

Will you help me
make a batch of
fuge?

6. Find the error.

The hindge to the
gate broke last
night in the storm.

7. Find the error.

The tiger's paws are
hudge!

8. Find the error.

Did you ever play a
game called
dogeball?

1. Find the error.

We will **plege** to
always come to
school on time.

pledge

2. Find the error.

Let's practice on
stadge for the big
show.

stage

3. Find the error.

The **juge** decided to
give send the crook
to jail.

judge

4. Find the error.

I have an **urdge** for
some ice cream!

urge

5. Find the error.

Will you help me
make a batch of
fuge?

fudge

6. Find the error.

The **hindge** to the
gate broke last
night in the storm.

hinge

7. Find the error.

The tiger's paws are
hudge!

huge

8. Find the error.

Did you ever play a
game called
dogeball?

dodgeball

Name _____

Date _____

age

sage

urge

hinge

change

bridge

fudge

ledge

fridge

Some recite a pledge in class.

Flow Chart for: Is it -GE or -DGE?

Read the clue to determine the word. Then, answer the following questions to determine whether to use -GE or -DGE in spelling.	1. Does the sound of /j/ come at the end of a word?	2. Does the word have a short vowel BEFORE the sound of /j/?	3. Does the word have the sound of /l/, /n/ or /r/ BEFORE the sound of /j/?	4. Does the word have a long vowel sound BEFORE the sound of /j/?	If yes to #s 1, AND 4, then use -GE. If yes to #s 1 AND 3, then use -GE. If yes to #s 1, 2, then use -DGE. Write the word correctly below.
1. Sits in a court...					
2. Coins are also called...					
3. Travel on one to go over the water.					
4. Perform on a...					
5. How old you are is your...					
6. Police officers wear this on their uniform.					
7. To get back at someone, means to get...					
8. The end of a cliff is the...					

Answer Key for –GE and –DGE flow chart

1. judge
2. change
3. bridge
4. stage
5. age
6. badge
7. revenge
8. edge







-GE or -DGE Rule Roll and Read

Skill: Practice reading words with the -GE or -DGE.

Materials: Each player will need a roll and read game board and one six-sided die. Use clear plastic bingo chips for place markers.

How To Play:

1. Decide who will go first.
2. On a turn, a player will roll the die. Whichever number they land on, they will go to the corresponding number column on their game board. They may either read one word at a time starting at the top, OR read the whole column of words.
3. When a player finishes reading a word or words for their turn, they may place ONE bingo chip on one space in the column they read. (Start at the top.)
4. Player two goes and repeats steps 2-3.
5. Keep playing to see which column of words is the first place winner. You can play for a second place winner and a third place winner if you'd like.
6. Clear the game board and play again!

	age		edge		change		fudge		verge		fridge
cage	ledge	range	budge	gorge	bridge						
page	hedge	large	nudge	purge	smidge						
rage	pledge	charge	sludge	surge	fidget						
sage	sledge	barge	trudge	urge	widget						

© Emily Gibbons, The Literacy Nest 2019

22

-GE or -DGE Showdown! (for 2 players)

Materials: One game board laminated, one set of word cards shuffled, per player, dry erase marker and eraser

***To prepare word cards:** Copy and cut out the word cards.

Directions:

**EACH PARTNER NEEDS THEIR OWN DECK OF WORD CARDS.
SHUFFLE THEM WELL.**

- 1. Each partner will place their own deck of word cards face down in a pile.**
- 2. ON A TURN:** Each player picks up one card from their deck, reads the word aloud and lays it on top of the change or the badge. Players take turns writing the word on the word card in the rectangle on the game board.
- 3. If partners each have a card that both end with -GE or -DGE at the same time, draw one check mark in the empty boxes. Do this each time you and your partner make a match.**
- 4. If you and your partner's cards do not make a match, each player puts their own card into a used card pile.**
- 5. Keep playing until you have four check marks. Erase the word, reshuffle the cards, and play again!**

-GE OR -DGE SHOWDOWN

CHANGE



BADGE



--	--	--	--

--

age

stage

huge

large

change

wage

urge

revenge

plunge

gorge

hedge

sledge

bridge

grudge

badge

pledge

dodge

ridge

fudge

edge

- When should you use -GE?
- When should you use -DGE?



Credits: My products are made possible by the following fabulous artists!



This product and all of its contents is for educational purposes only, and is not for resale or redistribution in any form. It was purchased and/or downloaded for a single user, therefore may not be distributed without purchasing an additional user license available in my store. Please contact me, the seller, for additional license information.

Emily Gibbons, The Literacy Nest LLC © 2019

<https://www.teacherspayteachers.com/Store/Emily-Gibbons-The-Literacy-Nest>

