

Orton-Gillingham

GENERALIZATIONS FOR READING AND SPELLING

FFLLSSZZ



The Literacy Nest 

Kick your instruction up a notch!

I hope you enjoy this resource!

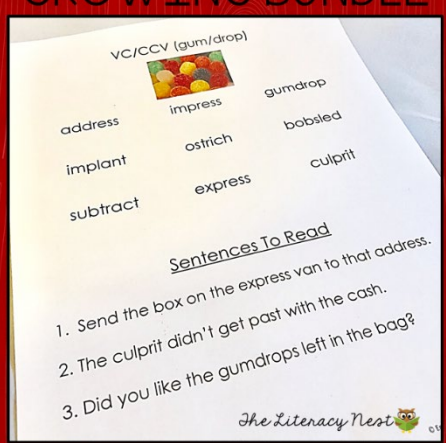
Here are a few ways to stay in touch with me!

- Follow [my store](#).
- Sign up for my monthly email newsletter on [my blog](#). I'll send you important updates and a fun freebie!



You may also like the following resources. Click either image below.

Orton-Gillingham
Advanced Word Lists LEVELS 1-5
 GROWING BUNDLE



VC/CCV (gum/drop)

address impress gumdrop
 implant ostrich bobbed
 subtract express culprit

Sentences To Read

1. Send the box on the express van to that address.
 2. The culprit didn't get past with the cash.
 3. Did you like the gumdrops left in the bag?

The Literacy Nest

**Greek
 & Latin
 Roots**



Build Morphological Awareness

[Click here for more Orton-Gillingham resources.](#)

Dear Educator,

Thank you for your purchase! This is a resource for teaching The Floss Rule. It is part of a bundle for reading and spelling generalizations. I will add to the bundle monthly according to a schedule. Please see the completion schedule on the next page to find out when you may download monthly updates. More preview images are coming.

Why teach spelling generalizations?

Spelling generalizations are not necessarily the same as RULES. Often people think of the word, rule, and assume it's 100% effective. A generalization shows that when it comes to spelling, MOST of the time, here is a system that applies that is mostly reliable.

Teaching spelling generalizations can:

- help to build a child's understanding of orthographic patterns
- provide useful and meaning-filled practice that helps to build a sense of reliability and trust
- help a child begin to learn how to self-monitor their own spelling.

To access all updates, login to TpT and go to "My Purchases." Thank you for leaving feedback on this purchase. It is greatly appreciated!

Sincerely,


Emily Gibbons, M.Ed. IDA Certified Dyslexia Practitioner,
IMSLEC accredited program, A/AOGPE

~TABLE OF CONTENTS~

5	Mini-Poster
6-8	Word Lists and Word Cards
9	Sorting Practice
10-11	Follow The Path with Answer Key
12-13	Would You, Could You?
14	Sentence Strips
15	Controlled Reading Passage
16-17	Sentence Correction Cards with Answer Key
18	Floss Rule Flow Chart
19	Handwriting Practice
20-24	Game Materials
25	Assessment: What Is The Floss Rule?
26	Credits


The Floss Rule

If a one syllable
word has one
vowel and is



followed by f, l, s
or z, double the
f, l, s or z.

The Floss Rule

 If a one syllable word has one vowel and is followed by f, l, s or z, double the f, l, s or z.

example: floss

Directions: Read the words. Highlight the ff, ll, ss, or zz.

puff	off	sniff
staff	well	dull
chill	spell	mess
glass	loss	hiss
jazz	fizz	buzz

puff

off

sniff

staff

well

dull

chill

spell

mess

glass

loss

hiss

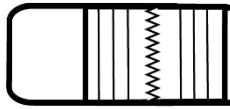
jazz

fizz


buzz

Name:

Date:



The Floss Rule



If a one syllable word has one vowel and is followed by f, l, s or z, double the f, l, s or z.

Directions: Cut, read and sort the word cards at the bottom. Write or glue each word into the correct category.

FF	LL	SS	ZZ

fizz	stuff	yell	mess	frizz
spell	glass	bluff	jazz	cuff
chess	still	buzz	tiff	bill

Name: _____

Date: _____

Follow The Trail

1. Use a yellow marker to trace a path through all the ff words.
2. Use a blue marker to trace a path through all the ll words.
3. Use a red marker to trace a path through all the ss words.

lit	stress	whiff	thrill
hen	bless	grill	buff
bass	chill	puff	sent
swell	hiss	less	fluff
fib	spell	cliff	dress
START HERE huff	sniff	well	class

Name: _____ Date: _____

Follow The Trail **ANSWER KEY**

1. Use a yellow marker to trace a path through all the ff words.
2. Use a blue marker to trace a path through all the ll words.
3. Use a red marker to trace a path through all the ss words.

lit	stress	whiff	thrill
hen	bless	grill	buff
bass	chill	puff	sent
swell	hiss	less	fluff
fib	spell	cliff	dress
START HERE huff	sniff	well	class




Could you? Would you?

--



YES



NO

Could You? Would You? Sentences: Cut the sentence strips. Place one on the Could You? Would You? mat. Then answer yes or no.

Could you sniff grass?

Could you fluff a shell?

Could you grill a bell?

Would you take a chess class?

Could you toss a bill?

Would you miss a bass?

Could a dress be a mess?

Would you hiss at a gull?

Fluency Strips: Read each sentence. Highlight each word that follows The Floss Rule.

The spill on the grill was a mess.

The chess class sat on the grass.

Will the big bad wolf huff and puff?

“Nell fell in the well!” said Jeff to Tess.

A brass bell sat on the desk with Miss Bass.

The can of pop had fizz in it.

Will Tess sell the red dress?

Russ did sniff the hot dogs and said,
“Yum.”



If a one syllable word has one vowel and is followed by f, l, s or z, double the f, l, s or z.

Directions: Read the passage. Find ten words that follow the floss rule.

Razz Hill

Jeff and Russ were on a trip up Razz Hill. Jeff had nuts and cans of pop. Russ had a rod to fish. The pals set off to fish and camp. "I will get a bass with the rod," said Russ. "I will help," said Jeff.

The pals got up the hill. Just then, BUZZ! Was that buzz a bug? The pals ran fast up the hill. The pals did stop to get the cans of pop and nuts. HISS! "Was that hiss a..., " said Jeff. "RUN!" said Russ. With a buzz and a hiss, Jeff and Russ had a chill. Will the pals get to the top of Razz Hill?

Jeff and Russ did spot the top of Razz Hill. When the pals got to the top, it was best to rest. Jeff and Russ will rest next to a cliff with grass. "What a fuss to get to the top!" said Jeff. "But what a thrill that we got to the top!" said Russ. "The pals sat and did yell off the cliff, "WE GOT TO THE TOP OF RAZZ HILL!"

Why did Jeff and Russ run two times?

1. Find the error.

Dad had to fix the
box with a drill.

2. Find the error.

When will Tess get
the ches set?

3. Find the error.

Miss Bass had a bel
in math class.

4. Find the error.

The big bad wolf wil
huff and puff.

5. Find the error.

The van went buz
and got a flat.

6. Find the error.

The can of pop had
fiz.

7. Find the error.

Can Tiff smel the hot
cross buns?

8. Find the error.

Pass the stuf in the
craft box.

1. Find the error.

Dad had to fix the box with a **dril**.

drill

2. Find the error.

When will Tess get the **ches** set?

chess

3. Find the error.

Miss Bass had a bell in math class.

bell

4. Find the error.

The big bad wolf **wil** huff and puff.

will

5. Find the error.

The van went **buz** and got a flat.

buzz

6. Find the error.

The can of pop had **fiz**.

fizz

7. Find the error.

Can Tiff **smel** the hot cross buns?

smell

8. Find the error.

Pass the **stuf** in the craft box.

stuff



Flow Chart for: The Floss Rule



Read the word.	Is it a one syllable word? Y/N	Is there one vowel? Y/N	Is the vowel followed by f, l, s or z? Y/N	If all answers are yes, double the F, L, S, Z and write the word.
moss				
rat				
flop				
gruff				
buzz				
rabbit				
still				
tent				
dress				

Name _____

Date _____

hill

spill

puff

stuff

class

glass

buggy

fuzz

frizz

Jeff had a mess on the grill.



Floss Rule Roll and Read









Skill: Practice reading words with the floss rule.

Materials: Each player will need a “Roll and Read” game board and one six-sided die. Use clear plastic bingo chips for place markers.

How To Play:

1. Decide who will go first.
2. On a turn, a player will roll the die. Whichever number they land on, they will go to the corresponding number column on their game board. They may either read one word at a time starting at the top, OR read the whole column of words.
3. When a player finishes reading a word or words for their turn, they may place ONE bingo chip on one space in the column they read. (Start at the top.)
4. Player two goes and repeats steps 2-3.
5. If a player rolls a 5 or a 6, this is called a wild roll. Follow the directions at the top of that column. Choose any word in the column.
6. Keep playing to see which column of words is the first place winner. You can play for a second place winner and a third place winner if you'd like.
7. Clear the game board and play again!

					
FF	LL	SS	ZZ	WILD ROLL! Mixed Review: Pick any word in this column.	WILD ROLL! Mixed Review: Pick any word in this column.
huff	bill	grass	jazz	floss	whiff
stuff	drill	chess	fuzz	cuff	stress
cliff	swell	bliss	buzz	well	thrill
off	skull	fuss	fizz	fluff	gloss

© Emily Gibbons, The Literacy Nest 2019



Double Up



Skill: Practice spelling words with the floss rule.

Materials: Dry erase board, markers and eraser, one set of word cards cut apart (be sure to copy and cut both pages of word cards), and placed in a cup or hat, one six-sided die, paper and pencil to keep score.

How To Play:

1. Decide who will take the first turn.
2. On a turn: Player 1 takes a card and reads it out loud to player 2.
3. Player 2 will spell the word out loud on a white board.
4. Player 1 will check the spelling.
5. If correct, player two will roll the die.
6. If player 2 spelled a word that followed the floss rule and they had to double f, l, s or z, then they get to DOUBLE the score for that round. For example, if they roll a two, they earn a four. If the word did not follow the floss rule, their score is the number they rolled.
7. Players will switch roles. Follow steps 2-6.
8. The next time a player rolls the die, they will need to add their old score to their new score.
9. Keep playing for as many rounds as you'd like.
10. The person with the highest score wins.

class

sniff

buzz

step

mill

past

puff

tell

hint

grass

cuff

ill

fizz

clip

glass

skull

mess

fix

press

stuff

shell

frizz

cap

sell

chess

tiff

rid

gull

less

tilt

gill

bluff

fuzz

when

hiss

whiff


jazz

trip

mill

gruff

What is The Floss Rule?



Credits: My products are made possible by the following fabulous artists!



This product and all of its contents is for educational purposes only, and is not for resale or redistribution in any form. It was purchased and/or downloaded for a single user, therefore may not be distributed without purchasing an additional user license available in my store. Please contact me, the seller, for additional license information.

Emily Gibbons, The Literacy Nest LLC © 2019

<https://www.teacherspayteachers.com/Store/Emily-Gibbons-The-Literacy-Nest>

