

Multi-Sensory Phonics Packs

VOWEL TEAM IE

Long I and Long E

- practice and games
- supports Orton-Gillingham



© Emily Gibbons, The Literacy Nest 2020


Created by: Emily Gibbons



Kick your instruction up a notch!


I hope you enjoy this resource! Here are a few ways to stay in touch with me!

- Follow [my store](#).
- Sign up for my weekly emails on [my blog](#). I'll send you important updates and a fun freebie!

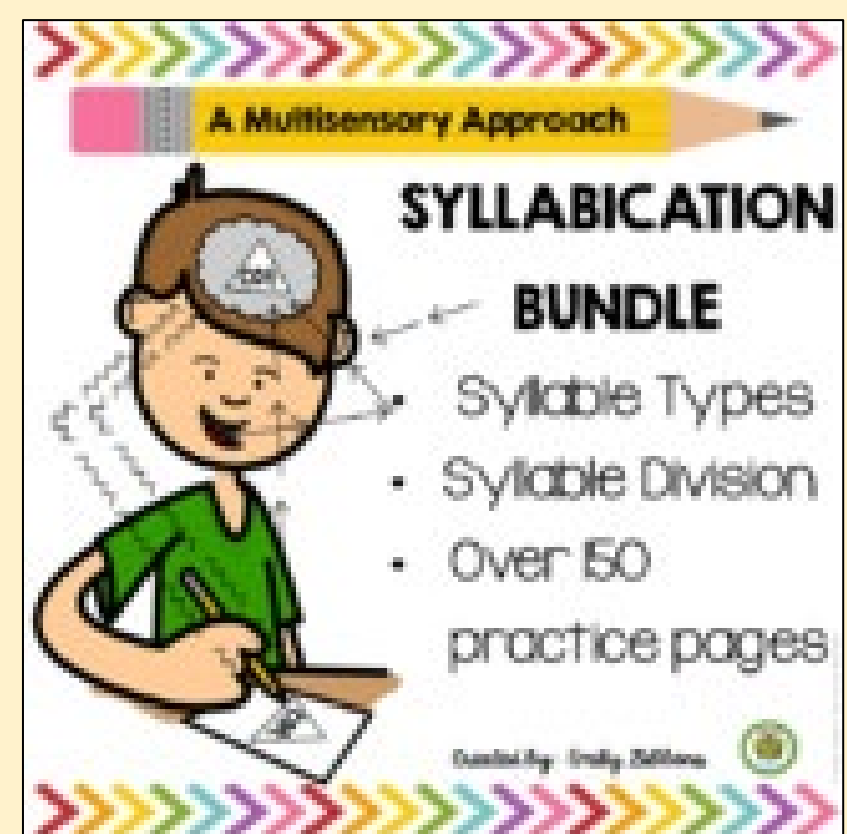
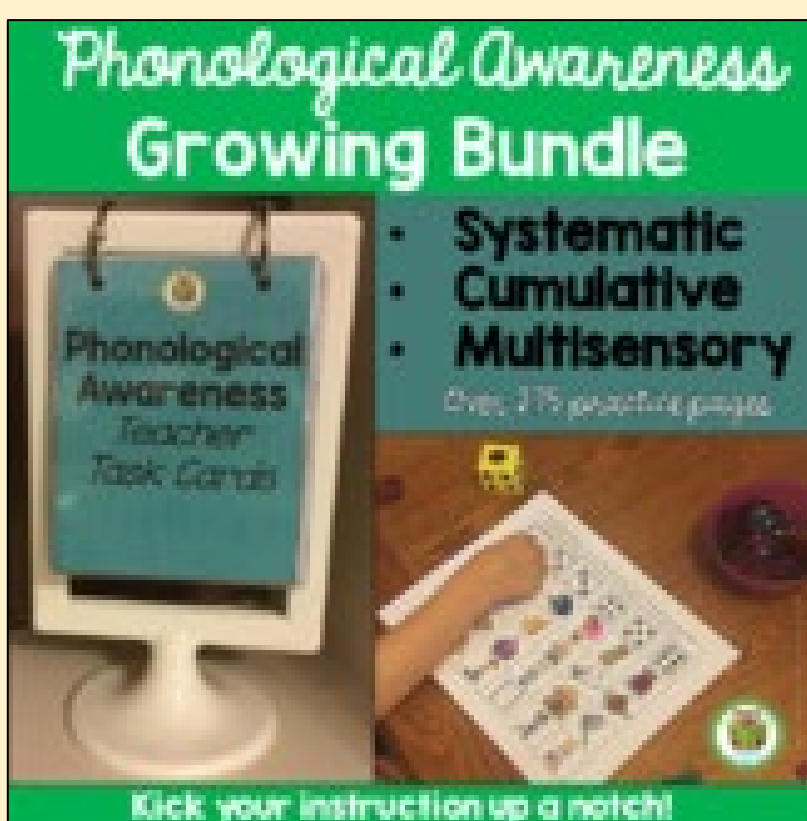


Join Word List Builder!

- Unique search engine
- Create save and print your own word lists, word cards, phrase templates and games!
- time-saving for O-G lesson planning
- [GO HERE](#) to sign up!



You may also like the following resources. Click any image below.



[Click here for more Orton-Gillingham resources.](#)

Dear Educator,
Thank you for your purchase! This is a set for practice with the sounds of IE. It is compatible with OG or other reading interventions. This resource may be used in a 1:1 setting, small group or even whole class, depending on your needs.

NOTE: Please pay special attention to the Table of Contents. This is the order of instruction I recommend. It progresses from sounds and words, to sentences and a fully decodable story. Games are included at the end to use at any point in your instruction. They make great review centers.

If you enjoyed using this set, please be sure to check out my other multi-sensory skill practice sets. I'll be adding more phonics packs each month!

Thank you so much for choosing my store for your classroom needs. I do appreciate your patronage. Please be sure to leave feedback on this resource. It helps me, future customers, and you'll earn credit towards new purchases!


Sincerely,
Emily Gibbons, [The Literacy Nest](#)

Looking to share?
Purchase an
additional license.




~TABLE OF CONTENTS~

long e	long i	Activities
5-8	23-25	Mini Poster, Play-dough Mat, Word Lists (Basic and Advanced lists)
9-10	26	Draw It
11	27	Write-A-Sentence
12	28	Syllabication Puzzles
13	29	Sentence Strips
14-15	30-31	Lined Paper, Cursive Practice
16	32	Fill-in-the-blank Sentences
17	33	Decodable Story
18-22	34-38	Games
		IE Review
40-43		Key Word Clip Cards (Use clothespins to clip to correct box.)
44-47		Sorting Materials
48-50		Follow The Trail, Spinner Games
51		Credits




ie



ie

piece

/ē/



piece

field

chief

shield

thief

brief

yield

grief

outfield

zombie

goalie

brownie

Sentences To Read

1. The goalie is gone from the field!
2. "Wait in the outfield," said the batter.

ie

piece

/ē/



goalie

kerchief

outfield

rookie

wielding

collie

bootie

doggie

relief

fierce

believe

premier

windshield

eerie

frontier

cashier

Sentences To Read

1. Lassie, the border collie, was a smart doggie.
2. Cassie's windshield cracked when a stone hit it.
3. One might need an axe and a hammer on a frontier.

Name: _____ Date: _____

ie

Directions: Draw a picture for each word.

field

thief

shield

goalie

brownie

chief

Read and Tap: Read each word and tap out the sounds. Count the number of sounds and draw a check in the correct column.

Read each word. Tap out the sounds.	3 sounds	4 sounds	5 sounds	6 sounds
chief				
yield				
outfield				
collie				
brief				
frontier				
brownie				

Name: _____Date: _____

Write-A-Sentence

- Directions: 1. Read the words.
2. Write one sentence for each word.

Word	Sentence
piece	
field	
chief	
thief	
zombie	

field

out

ie

rook

rie

prai

ie

goal

bie

zom

ie

pix

A Dixieland jazz band played tunes with a rookie singer.

Their costumes for the party were a pixie, and a zombie.

Did the priest wield a brown briefcase to the church meeting?

The weary goalie needed some stress relief after the game ended.

All pets will get a rabies shot by the chief vet at the shelter.

The ball sailed into the outfield, and hit the wall!

Valerie, the cashier with a kerchief, left some candy in a bag.

Name: _____ Date: _____

Name _____

Date _____

shield

chief

briefcase

goalie

brownie

outfield

rookie

frontier

prairie

Why did the goalie eat the last brownie?

Name: _____

Date: _____

ie

Fill In The Blanks

Directions: 1. Read the words in the word box.

2. Fill in the blanks with the correct word.

yield chief thief outfield

goalie prairie briefly priest

1. The first base coach told me to play _____.
2. He failed to _____ and crashed the truck.
3. _____ can also mean the same as shortly.
4. The head of the fire fighters is called a _____.
5. A _____ might hold a flashlight and a mask.
6. Will Sadie play _____ for the game this week?
7. Let's explore the green and hilly _____.
8. It is likely to see a _____ lead in a church.

Playing Outfield

The day of the big game started out cloudy, windy and rainy. Ronnie would not be happy to play in the outfield if it was muddy. But the sun came out after some time passed, and it looked like the game would still be on.

Ronnie's Mom gave him a yummy brownie for a snack right in the car and said, "Have a good game, Ronnie!" Ronnie smiled at Mom and said, "Thanks, Mom. And thanks for the brownie. Wish me luck!" Ronnie took a catcher's mitt and game bag and ran to the field.

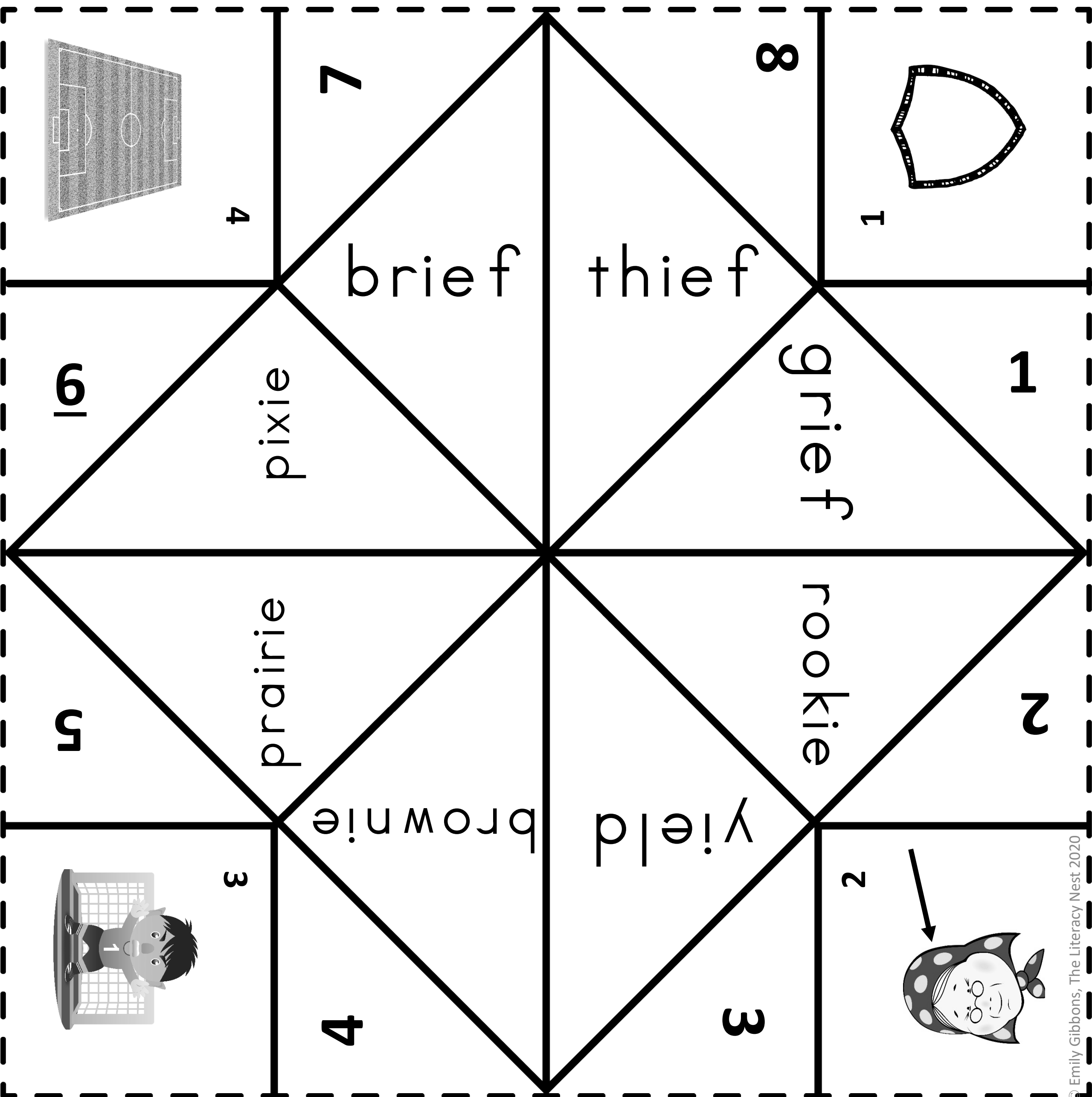
Ronnie's coach sent him to play outfield for the big game. All his pals had joined the team to play with him. Scottie played first base. Charlie played infield, and Connie played second base. "We need a big win!" Ronnie exclaimed to his pals.

Ronnie, Scottie, Charlie and Connie played hard that day. They ended up with a win of ten to five. All the baseball pals high-fived after the game.

Highlight all the ie words in yellow.

Cootie Catcher

To play: 1. Choose a number. Open and close the cootie catcher back and forth that number of times. 2. Choose a number. Open and close the cootie catcher back and forth that number of times. 3. Choose a number and open the flap. 4. Read both words. 5. Choose one word to spell. 6. Play again.



BROWNIES FOR DESSERT



Materials: one set of brownie cards, shuffled and placed brownie side up on the plate (page 23)


Directions:

- 1. On a turn: Each player picks up one brownie card. Try and make a match.**
- 2. This is a match: Both brownie cards either rhyme, or both have two syllables.**
- 3. If you make a match, call out BROWNIE!**
- 4. If you have a two syllable word match, write your word on a dry erase board and divide it into syllables.**
- 5. When a match is made, players keep both cards. If they don't match, put them back on the plate face down. Keep playing until no more matches can be made**
- 6. Reshuffle the cards well, and play again.**

IE WORD CARDS: Cut out these cards and shuffle them well.
Arrange them in a 5 by 4 array face down.


priest	field	brief	shield
thief	yield	relief	rookie
grief	goalie	pixie	kerchief
outfield	chief	frontier	zombie
brownie	cashier	eerie	wield

Front Side of Concentration cards. Photocopy this page double-sided to page 21 on cardstock to prevent seeing the words printed on the other side.



Brownies For Dessert!






ie

ie

pie

/ī/



pie

tie

lie

die

necktie

bowtie

magpie

untie

Sentences To Read

1. May I have some sweet cherry pie?
2. Please tie the two bowties on the shirts.

ie

pie

/ī/



relied

potpie

dignified

underlie

cried

applied

replied

flies

tried

lies

dries

spied

Sentences To Read

1. We tried her dad's chicken potpie for dinner.
2. I cried when the flies landed on my pumpkin pie.
3. The bride and groom looked dignified in church.

Name: _____ Date: _____ ie

Directions: Draw a picture for each word.

necktie

bowtie

potpie

spied

untie

dries

Name: _____Date: _____

Write-A-Sentence

- Directions: 1. Read the words.
2. Write one sentence for each word.

Word	Sentence
pie	
die	
tried	
relied	
flies	

tie

neck

pie

mud

tie

bow

pie

mag

tie

un

pie

pot

Jackie spied a magpie in the oak tree,
singing a merry tune.

Judy cooked fried drumsticks and
peach pie for Sunday dinner.

He tried to tie a bowtie, but cried
when he started.

The children lied when asked if they
pried the lock and broke it.

“Toss one die to start the spinner game,”
replied Darby.

Randy tried to untie the string, but had
to use a sharp blade.

When she felt weak and ill, she had to lie
down and rest all night.

Name: _____ Date: _____

Name _____

Date _____

pie

tie

pies

pried

maggie

necktie

untie

relied

fries

Let's order French fries and pie.

Name: _____

Date: _____

ie

Fill In The Blanks

Directions: 1. Read the words in the word box.

2. Fill in the blanks with the correct word.

fries	magpie	untie	spies
bowtie	relied	necktie	dried

1. _____ your sneakers and take them off.
2. Order a burger and French _____ for dinner.
3. A _____ is a small, black songbird.
4. Dad ties his _____ tightly and smooths it.
5. The shirts _____ in the sunshine all day.
6. Gray can't tie a _____, so I will teach him.
7. When Presley broke her leg, she _____ on a crutch.
8. Sneaky _____ made a code that no one could read.

A Birthday Pie

Each year, I ask for a pumpkin pie on my birthday. I bet it's odd to some when they hear I would rather have pie than cake, but it's my wish and my birthday!

My six year old sister, Vie, asked Mom and Dad to help bake my birthday, pumpkin pie this year. I kept thinking, "Hmmm. Why does Vie wish to bake my pie for me? She enjoyed many mud pies, NOT pumpkin pies." I gulped hard when Mom and Dad asked me if she could try it. So I let her.

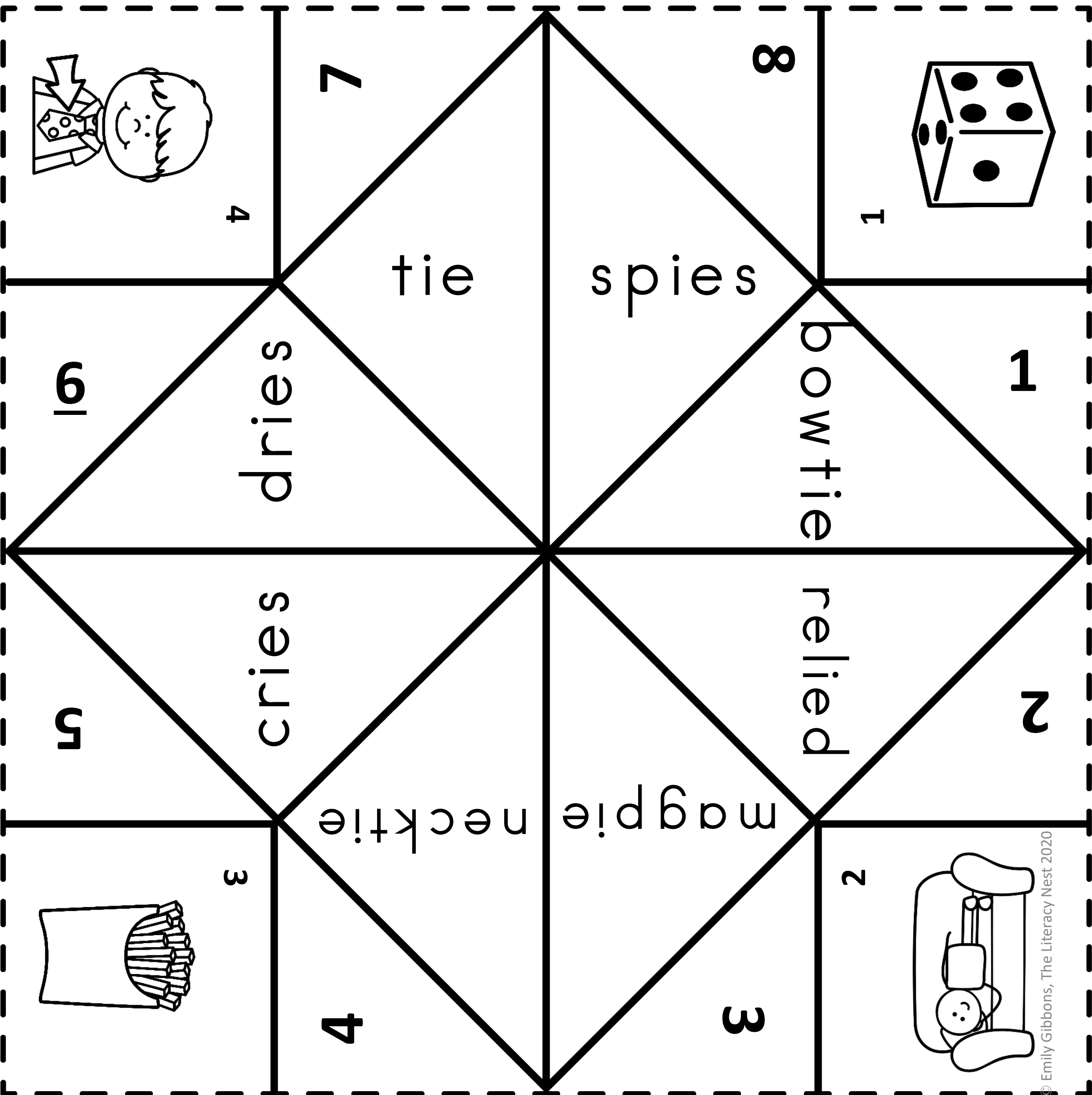
I tried not to peek in when I spied my sister trying to bake my pie. "Let me have one look at my pumpkin pie!" I exclaimed. But Mom and Vie yelled, "NO!"

When the pie was cooked, I ran in to see how it came out. It looked just like each birthday, pumpkin pie I had. I gave Vie a huge hug for the pie. She pried herself back and said, "And I did NOT bake the pie with mud!" Thank goodness for pumpkin pie.

Highlight all the ie words in yellow.

IE Cootie Catcher

To play: 1. Choose a number. Open and close the cootie catcher back and forth that number of times. 2. Choose a number. Open and close the cootie catcher back and forth that number of times. 3. Choose a number and open the flap. 4. Read both words. 5. Choose one word to spell. 6. Play again.



PIE FOR DESSERT



Materials: one set of pie cards, shuffled and placed pie side up on the plate (page 40)

Directions:

- 1. On a turn: Each player chooses a pie card. Try to make matches.**
- 2. This is a match: Both pie cards either rhyme, or both have two syllables.**
- 3. If you make a match, call out PIE!**
- 4. If you have a two syllable word match, write your word on a dry erase board and divide it into syllables.**
- 5. When a match is made, players keep both cards. If they don't match, put them back on the plate face down. Keep playing until no more matches can be made**
- 6. Reshuffle the cards well to play again.**

Pie Cards: Cut out these cards and shuffle them well.
Arrange them in a 5 by 4 array face down.

pie	tie	lie	die
bowtie	necktie	magpie	untie
relied	retied	spies	fries
cries	dries	ties	cried
dried	fried	tried	lied

Front Side of Concentration cards. Photocopy this page double-sided to page 36 on cardstock to prevent seeing the words printed on the other side.



Pie For Dessert!



REVIEW

The following
pages review
long e and long i
sounds spelled
as ie.

pier

ie

T

field

ie

T

shield

ie

T

thief

ie

T

die

ie

t

magpie

ie

t

untie

ie

t

necktie

ie

t

pie

ie

T

tie

ie

T

vie

ie

T

lie

ie

T

yield

ē

ī

wield

ē

ī

chief

ē


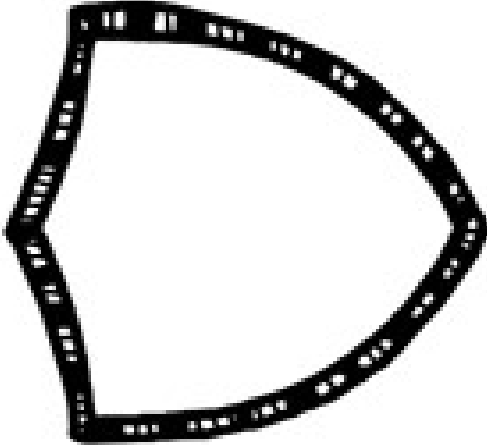


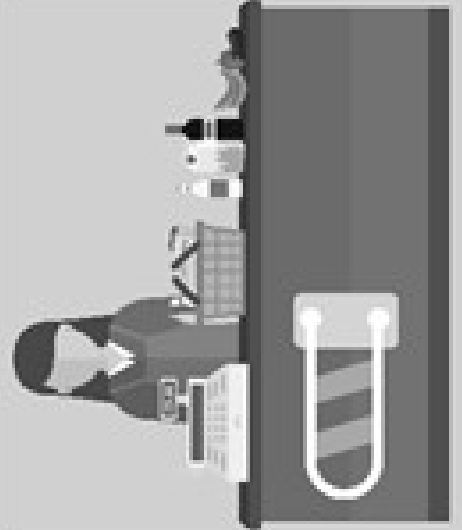



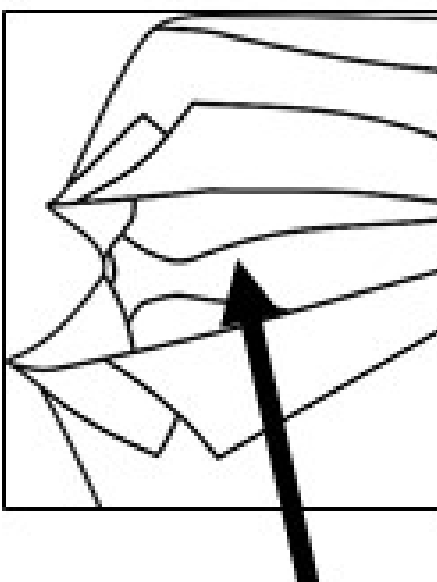

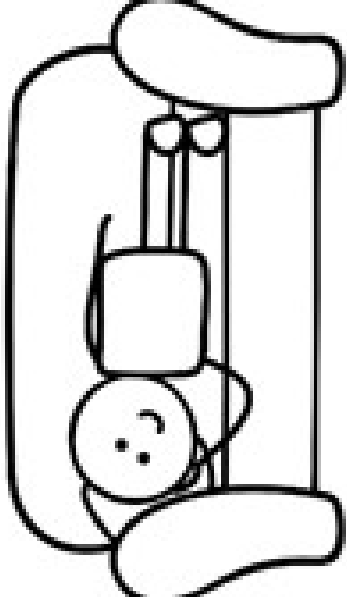

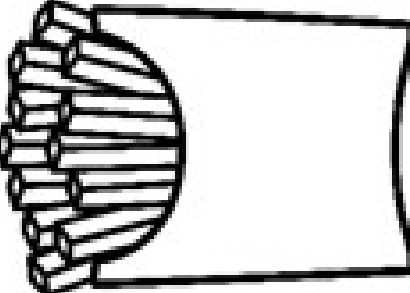



ī

goalie

ē

ī

IE (long i and e) Picture Sort

IE (long i and e) Word Sort

yield	shield	field	thief
cashier	piece	goalie	kerchief
necktie	bowtie	lie	magpie
fries	die	spies	untie

Name: _____

Date: _____

- Directions: 1. Sort your word cards.
2. Write the words in the correct category.

ie (piece) long e	ie (pie) long i

Name: ANSWER KEY

Date: _____

- Directions: 1. Sort your word cards.
2. Write the words in the correct category.

ie (piece) long e	ie (pie) long i
yield	necktie
shield	bowtie
field	lie
thief	magpie
cashier	fries
priest	die
piece	spies
kerchief	untie

Name: _____ Date: _____

Follow The Trail

- 1. Use a yellow marker to trace a path through all the ie (long i) words.
- 2. Use a blue marker to trace a path through all the ie (long e) words.
- 3. Use a red marker to trace a path through all the y (long i) words.

tide	why	magpie	thief
hide	fly	wield	necktie
shy	yield	bowtie	gold
field	sty	by	untie
side	shield	lie	try
START HERE pie	tie	piece	cry

Name: _____ Date: _____

Follow The Trail

- 1. Use a yellow marker to trace a path through all the ie (long i) words.
- 2. Use a blue marker to trace a path through all the ie (long e) words.
- 3. Use a red marker to trace a path through all the y (long i) words.


tide	why	magpie	thief
hide	fly	wield	necktie
shy	yield	bowtie	gold
field	sty	by	untie
side	shield	lie	try
START HERE pie	tie	piece	cry

Spin-It

To Play:

1. Spin the spinner.
2. Color a word with the same sound as the word in the space you landed on.
3. To win: Be the first to color every word on your whole grid.

untie	goalie	fries	cries	prairie
infield	pries	briefcase	bowtie	dried
potpie	vies	magpie	relied	outfield
rookie	necktie	zombie	lies	cashier
replied	pixie	spied	kerchief	mudpie



Credits: My products are made possible by the following fabulous artists!



This product and all of its contents is for educational purposes only, and is not for resale or redistribution in any form. It was purchased and/or downloaded for a single user, therefore may not be distributed without purchasing an additional user license available in my store. Please contact me, the seller for additional license information.

Emily Gibbons, © 2015-2020

<https://www.teacherspayteachers.com/Store/Emily-Gibbons-The-Literacy-Nest>

