


# Multi-Sensory Phonics Packs



- **Vowel Digraph OA**
- **Over 15 practice pages**
- **Suitable for OG and Wilson instruction**
- **Fun games!**

*Created by: Emily Gibbons*



**Kick your instruction up a notch!**

I hope you enjoy this resource!


Here are a few ways to stay in touch with me!

- Follow [my store](#).
- Sign up for my monthly email newsletter on [my blog](#). I'll send you important updates and a fun freebie!




You may also like the following resources in my store:  
Just click on any of the images below.

**Multi-Sensory Phonics Packs**



- **AI and AY** vowel digraphs
- Over 40 practice pages
- Suitable for OG and Wilson
- Fun games!

Created by: Emily Gibbons 

Kick your instruction up a notch!

**Multi-Sensory Phonics Packs**




- **EE and EA** vowel digraphs
- Over 40 practice pages
- Suitable for OG and Wilson
- Fun games!


Created by: Emily Gibbons

Kick your instruction up a notch!

**Multi-Sensory Phonics Pack**



- **FLOSS** Rule
- Over 25 pages of practice
- Suitable for OG and Wilson
- Fun games!

Created by: Emily Gibbons 

Kick your instruction up a notch!

[Click here for more Orton-Gillingham resources.](#)

Dear Educator,  
Thank you for your purchase! This is a set for practice for the vowel digraph OA. It is compatible with OG or Wilson instruction. This resource may be used in a 1:1 setting, small group or even whole class, depending on your needs.

NOTE: Please pay special attention to the Table of Contents. This is the order of instruction I recommend. It progresses from words and sounds, to sentences and a fully decodable story. Games are included at the end to use at any point in your instruction. They make great review centers.

If you enjoyed using this set, please be sure to check out my other multi-sensory skill practice sets. I'll be adding more phonics packs each month!

Thank you so much for choosing my store for your classroom needs. I do appreciate your patronage. Please be sure to leave feedback on this resource. It helps me, future customers, and you'll earn credit towards new purchases!

Sincerely,  
Emily Gibbons, [The Literacy Nest](#)


Looking to share?  
Purchase an  
additional license.





# ~TABLE OF CONTENTS~

OA	Activities
4-6	Mini Poster, Play-dough Mat, Word List
7-8	Draw It, Match It
9	Which One Does Not Belong?
10-11	Letter Boxes, Missing Letters,
12	Sentence Strips
13-14	Lined Paper, Cursive Practice
15	Fill-in-the-blank Sentences
16	Decodable Story
17	Cootie Catcher
18-20	Game Materials
21	Credits






oo



oa

boat

\ō\



boat

soap

goat

coast

load

coal

loaf

groan

coach

coat

moan

soak

goal

toast

roast

croak

roam

loan

toad

foam

### Sentences To Read

1. Most soap will not float in a bathtub.

2. Do you see the frog and the toad on the boat?

Name: \_\_\_\_\_ Date: \_\_\_\_\_ oa

Directions: Draw a picture for each word.

coat

soap

toad

goal

loaf

soak

coal

roast



Name: \_\_\_\_\_

Date: \_\_\_\_\_

Matching: Match the word in the first column to a rhyming word in the second column by drawing a line.

oa

foam

oak

poach

roam

croak

foal

coast

moan

goal

coach

loan

boast

Choose one rhyming pair and write each one in a sentence.

\_\_\_\_\_

\_\_\_\_\_

\_\_\_\_\_

\_\_\_\_\_

\_\_\_\_\_

\_\_\_\_\_

\_\_\_\_\_

\_\_\_\_\_

\_\_\_\_\_

\_\_\_\_\_

Name: \_\_\_\_\_ Date: \_\_\_\_\_

oa

Which one does not belong?

Directions: 1. Read the words in each row.

2. Circle the word that does not belong.

1. loan      roam      moan      groan

2. coach      poach      roach      croak

3. oak      croak      coat      cloak

4. boast      coat      boat      moat

5. boast      coast      cost      roast

6. foal      goal      coal      pole

Name: \_\_\_\_\_

Date: \_\_\_\_\_


## Letter Boxes

Directions: 1. Say the name of each picture.

2. Fill in the missing letters in the boxes.

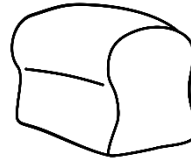
oa

1.




--	--	--	--

2.



--	--	--	--

3.



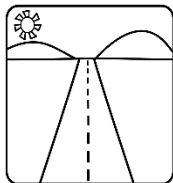
--	--	--	--

4.



--	--	--	--

5.



--	--	--	--

6.



--	--	--	--

7.



--	--	--	--

8.



--	--	--	--

Name: \_\_\_\_\_

Date: \_\_\_\_\_

## Missing Letters

Directions: 1. Say the name of each picture.

2. Fill in the missing letters.


oa

1.



\_\_\_\_\_

2.




\_\_\_\_\_

3.



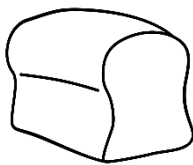
\_\_\_\_\_

4.



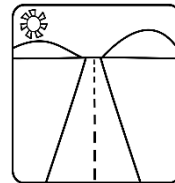
\_\_\_\_\_

5.



\_\_\_\_\_

6.



\_\_\_\_\_

7.



\_\_\_\_\_

8.



\_\_\_\_\_

We will take a boat ride to try and catch some fish and lobster.

The coach will train the team to be quick when it is time to drill.

May I have butter and jelly on my toast?

Mike did moan and groan when he had to clean the barn.

The goat and the sheep did roam and graze on the green grass.

Did Joan pick up a load of loam for her plants?

Lorn had a pain in her throat when she sang a song.

The black truck did drive on the coast road to pick up the coal.



Name:

Date:

Name \_\_\_\_\_

Date \_\_\_\_\_

boat

coat

road

load

foam

goat

boast

moat

coast

I will eat toast and a peach.

Name: \_\_\_\_\_

Date: \_\_\_\_\_

oa

## Fill In The Blanks

Directions: 1. Read the words in the word box.

2. Fill in the blanks with the correct word.

coal

boat

coach

boast

loam

soap

moan

goat

1. A \_\_\_\_\_ will eat grass and hay all day long.
2. Joan did \_\_\_\_\_ and said, "I was first!"
3. The \_\_\_\_\_ is in the dish next to the sink.
4. Some old trains ran on steam and \_\_\_\_\_.
5. The \_\_\_\_\_ did yell when we lost the game.
6. I think the sail \_\_\_\_\_ is at the dock.
7. Brit did \_\_\_\_\_ when she got cold oatmeal.
8. Dark \_\_\_\_\_ and sun will help my bean plants thrive.

## A Boat On The Coast

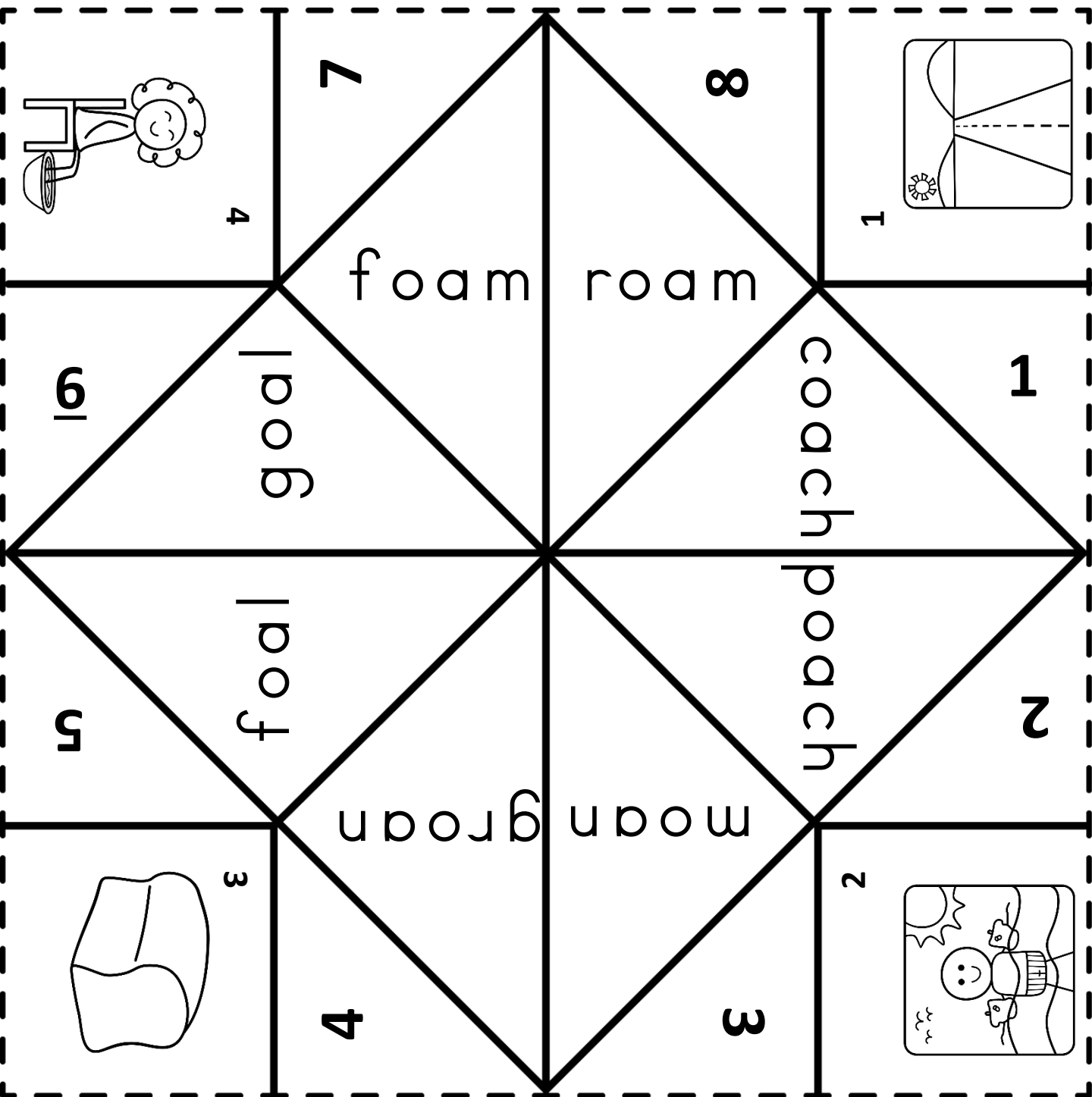
Joan had a sailboat. It was old, but it still had a strong hull and sturdy sails. The sailboat was fine from stem to stern. Joan had a goal to take the sailboat up the coast of Cape Cod to fish and catch lobsters each day. She had ten traps and plenty of net. Joan did boast that she can meet her goal each day.

One day, Joan did grab her coat and some toast and went to the sailboat. The sea was choppy and the wind did roar. White caps and sea foam made it hard for Joan to drop the lobster traps. "The sea is so choppy. Will I meet my goal?" Joan did ask. She kept on. Joan made her trip shorter and went to grab her net and traps. "I think it is better to be safe and go home, than stay in my boat. I will try to meet my goal next time." Joan did turn the sailboat to sail back home and be safe.


**Highlight all the OA words in yellow.**

# OA Cootie Catcher


To play: 1. Choose a number. Open and close the cootie catcher back and forth that number of times. 2. Choose a number. Open and close the cootie catcher back and forth that number of times. 3. Choose a number and open the flap. 4. Read both words. 5. Choose one word to spell. 6. Play again.







# OA CONCENTRATION



**Materials:** one set of concentration cards, shuffled and placed face down in a 4x4 array

**Directions:**

1. Players take turns by turning over two cards. Try to make matches of rhyming words. A match is made when two oa word cards rhyme with one another.

Example: These words rhyme: coat/boat

These words do not rhyme: soak/road

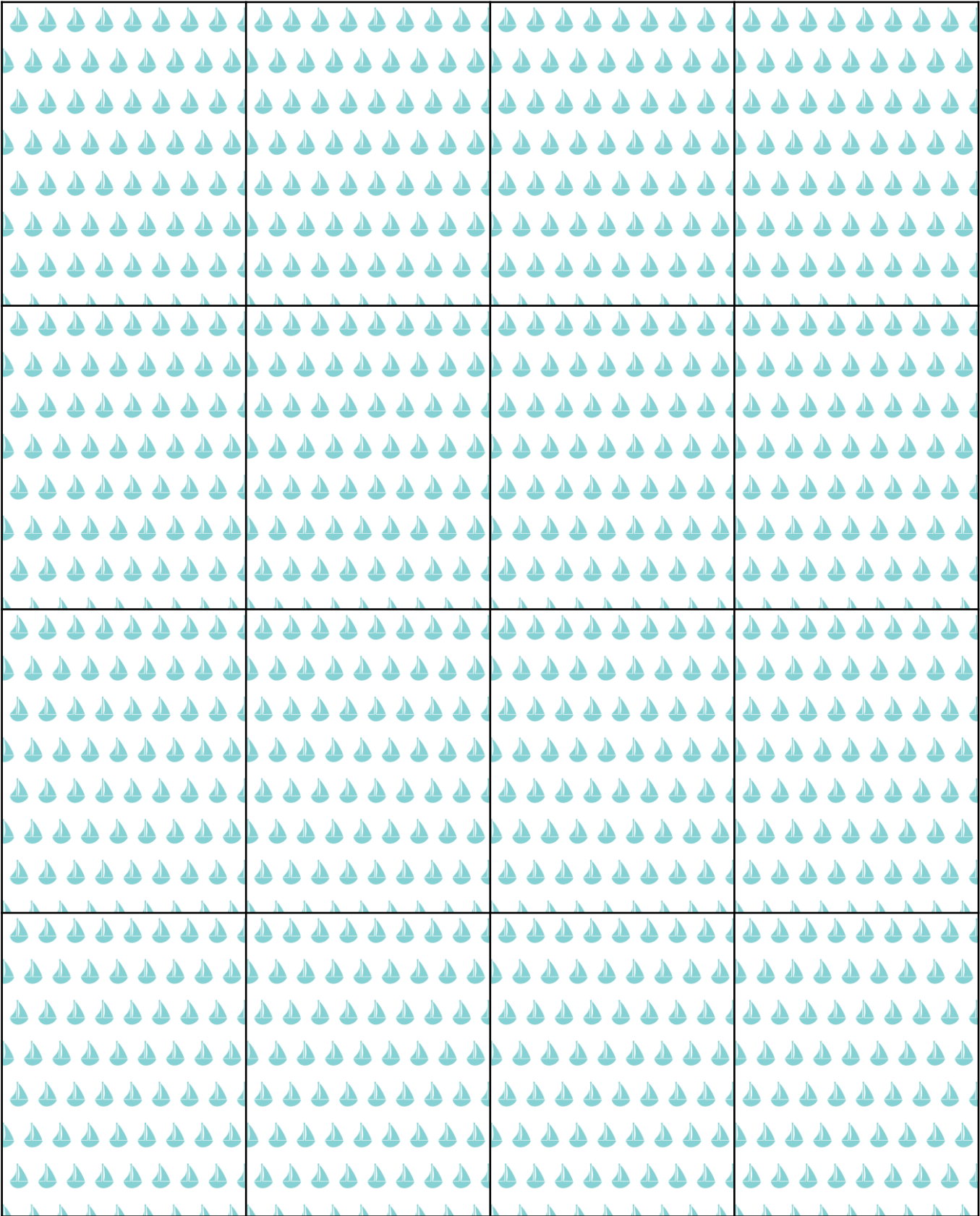
2. When you make a match, keep both cards. If they don't rhyme, put them back where you found them, face down.
3. The person with the most matches wins!

OA Concentration: Cut out these cards and shuffle them well.


Arrange them in a 4 by 4 array face down.

boat	coat	load	road
boast	coast	moan	groan
coal	goal	coach	roach
soak	cloak	coax	hoax

Front Side of Concentration cards. Photocopy this page double-sided to page 19 on cardstock to prevent seeing the words printed on the other side.



Credits: My products are made possible by the following fabulous artists!



This product and all of its contents is for educational purposes only, and is not for resale or redistribution in any form. It was purchased and/or downloaded for a single user, therefore may not be distributed without purchasing an additional user license available in my store. Please contact me, the seller for additional license information.

Emily Gibbons, © 2015

<https://www.teacherspayteachers.com/Store/Emily-Gibbons-The-Literacy-Nest>

Emily Gibbons, 2015

