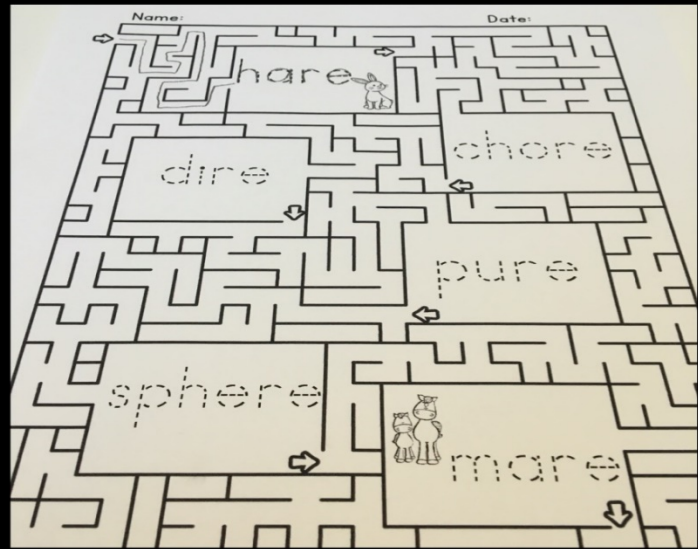
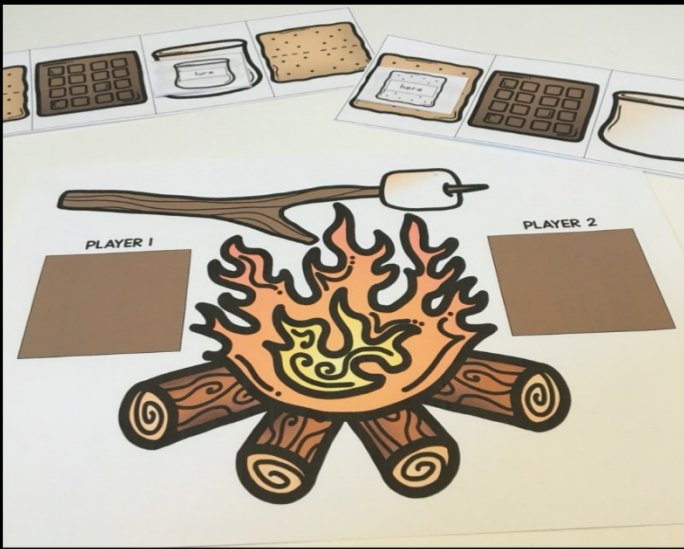


Multi-Sensory Phonics Packs

VRe Sounds

- Over **30** practice pages and games
- Suitable for O.G.



Created by: Emily Gibbons

Kick your instruction up a notch!

I hope you enjoy this resource!


Here are a few ways to stay in touch with me!

- Follow [my store](#).
- Sign up for my monthly email newsletter on [my blog](#). I'll send you important updates and a fun freebie!



You may also like the following resources in my store:
Just click on any of the images below.

Multi-Sensory Phonics Packs




- **AI and AY** vowel digraphs
- Over 40 practice pages
- Suitable for OG and Wilson
- Fun games!

Created by: Emily Gibbons

Kick your instruction up a notch!

Multi-Sensory Phonics Packs




- **EE and EA** vowel digraphs
- Over 40 practice pages
- Suitable for OG and Wilson
- Fun games!

Created by: Emily Gibbons

Kick your instruction up a notch!

Multi-Sensory Phonics Pack



- **FLOSS** Rule
- Over 25 pages of practice
- Suitable for OG and Wilson
- Fun games!

Created by: Emily Gibbons

Kick your instruction up a notch!

[Click here for more Orton-Gillingham resources.](#)

Dear Educator,
Thank you for your purchase! This is a set for practice with the five VRe sounds. It is compatible with OG or other reading interventions. This resource may be used in a 1:1 setting, small group or even whole class, depending on your needs.

NOTE: Please pay special attention to the Table of Contents. This is the order of instruction I recommend. It progresses from words and sounds, to sentences and a fully decodable story. Games are included at the end to use at any point in your instruction. They make great review centers.

If you enjoyed using this set, please be sure to check out my other multi-sensory skill practice sets. I'll be adding more phonics packs each month!

Thank you so much for choosing my store for your classroom needs. I do appreciate your patronage. Please be sure to leave feedback on this resource. It helps me, future customers, and you'll earn credit towards new purchases!






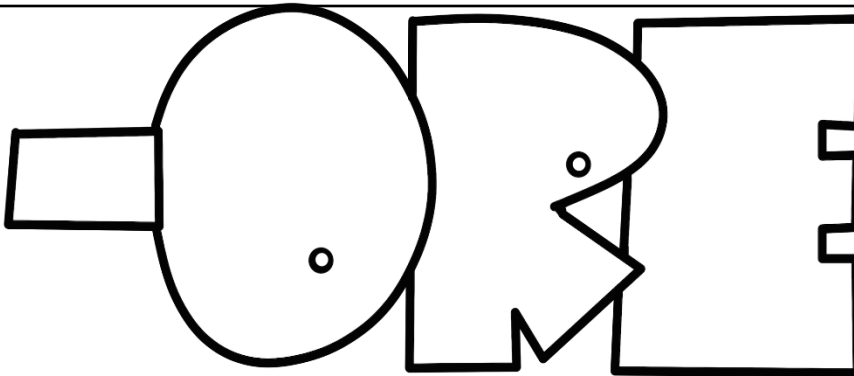

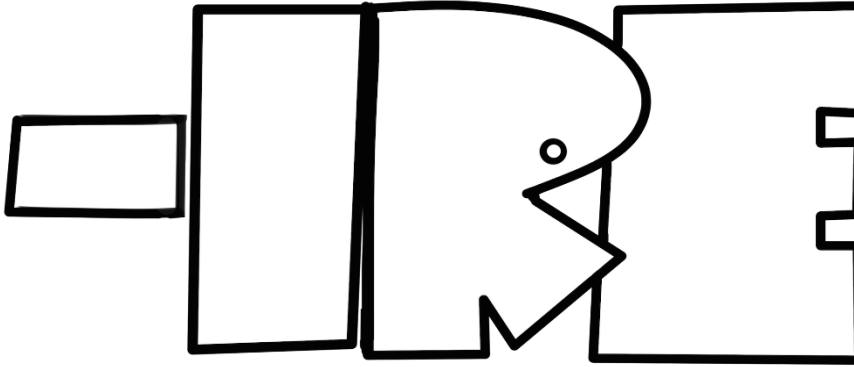


Sincerely,
Emily Gibbons, [The Literacy Nest](#)

Looking to share?
Purchase an
additional license.



~TABLE OF CONTENTS~

5	Play-Dough mat
6	Word List
7	Rhyming Match
8-11	Sorting Materials
12-21	Clip Cards (front and back)
22-23	Word Building Puzzles
24-25	Word Mazes
26	Write-A-Sentence
27	Handwriting Practice
28	Lined Paper
29	Sentence Building
30	Decodable Story
31-36	Games for Reading and Spelling
37	Credits



VRe

hare mare stare fare spare

fire tire spire wire hire

store more chore bore wore

pure cure secure lure figure

here sphere severe interfere mere

Sentences To Read

1. Fix the spare tire over here next to the lure store.
2. I will hire you to do chores to make spare cash.
3. The mare ran by the severe fire to a secure barn.
4. Do not stare at or interfere with the live wires!

Name:

Date:

Matching Directions: Draw a line from a word in the first column to a word that rhymes with it in the second column.

hare

hire

wore

cure

tire


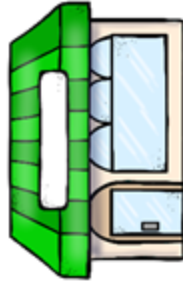
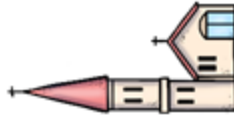
mere

pure

mare

here

store



scare	stare	glare	mare
tire	fire	spire	wire
core	store	shore	snore
pure	secure	figure	lure
here	interfere	severe	sphere

Name: _____

Date: _____

Directions: Read and sort your word cards into the correct categories. Write each word in the correct category.

-are	-ire	-ore	-ure	-ere

Name: ANSWER KEY

Date: _____

Directions: Read and sort your word cards into the correct categories. Write each word in the correct category.

-are	-ire	-ore	-ure	-ere
scare	tire	core	pure	here
stare	fire	store	secure	interfere
glare	spire	shore	figure	severe
mare	wire	snore	lure	sphere

Clip the sound!




Clip the sound!



Clip the sound!



Clip the sound!



-are

-are

-are

-are

-ire

-ire

-ire

-ire

-ore

-ore

-ore

-ore

-ure

-ure

-ure

-ure

-ere

-ere

-ere


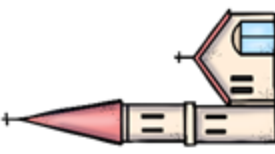


-ere

mare

glare

stare

scare

Clip the sound!	Clip the sound!	Clip the sound!	Clip the sound!
			
-are	-are	-are	-are
-ire	-ire	-ire	-ire
-ore	-ore	-ore	-ore
-ure	-ure	-ure	-ure
-ere	-ere	-ere	-ere

wire

spire

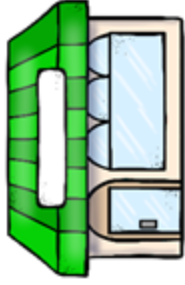
fire

tire

Clip the sound!



Clip the sound!



Clip the sound!



Clip the sound!



-are

-ire

-ore

-ure

-ere

-are

-ire

-ore

-ure

-ere

-are

-ire

-ore

-ure

-ere

-are

-ire

-ore

-ure

-ere

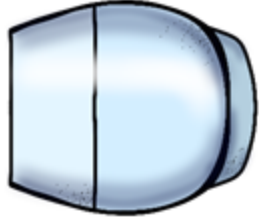
snore

shore

store

core

Clip the sound!



Clip the sound!



Clip the sound!



Clip the sound!



-are

-ire

-ore

-ure

-ere

-are

-ire

-ore

-ure

-ere

-are

-ire

-ore

-ure

-ere

-are

-ire

-ore

-ure


-ere

lure

figure

secure

pure

Clip the sound!	Clip the sound!	Clip the sound!	Clip the sound!
			
-are	-are	-are	-are
-ire	-ire	-ire	-ire
-ore	-ore	-ore	-ore
-ure	-ure	-ure	-ure
-ere	-ere	-ere	-ere


sphere

severe

interfere

here

VRe puzzles




h

a

r

e



c

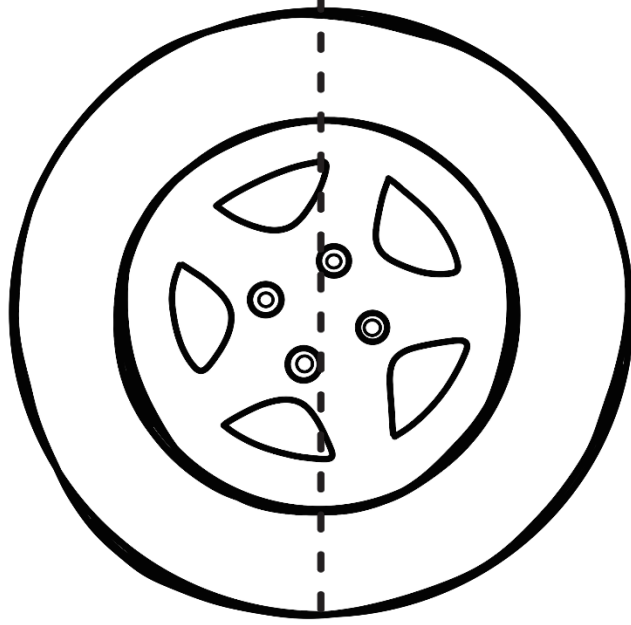
h

o

r

e

VRe puzzles

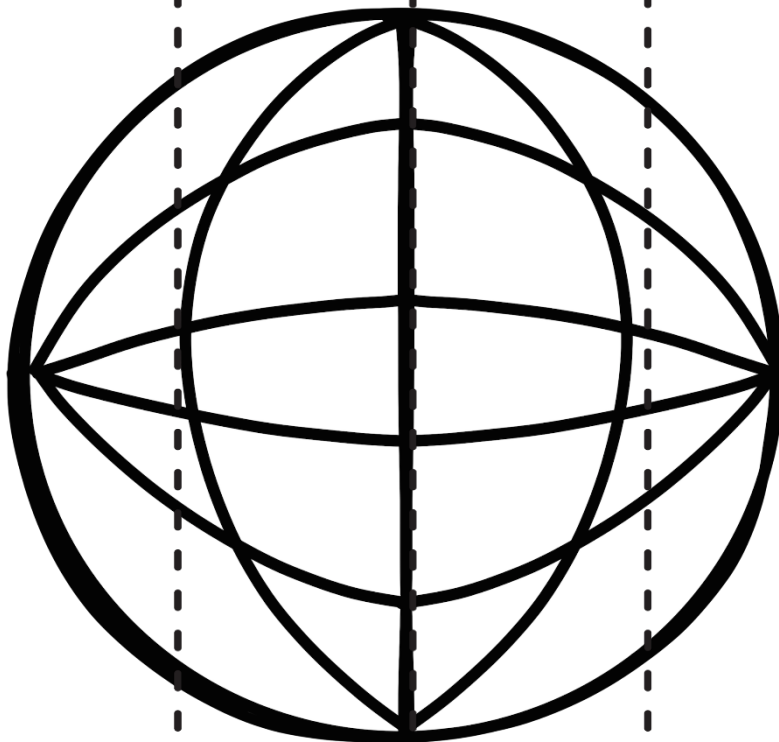


t

i

r

e



s

p

h

e

r

e

Name:

Date:

hare



dire

chore

pure


sphere



mare

Name: ANSWER KEY

Date:



Name: _____

Date: _____

Write-A-Sentence

Directions: 1. Read the words.

2. Write one sentence for each word.

Word	Sentence
spare	
cure	
wore	
here	
tire	

Name _____

Date _____

spare

fire

bore

pure

here

care

wore

cure

mere

The fire was a mere mile away!

Name:

Date:

Name: _____ Date: _____

Sentence Building

Directions: 1. Read each phrase.

2. Complete each sentence with a VRe word.

There, in the barn,	mare
tire	so we had to wait for a tow truck.
After a long day of hiking,	sore
cure	so doctors keep trying.
The weather report said that	severe

The Odd Figure


While on a trip to the store, we had to take a bus. We paid the fare with spare dimes, and sat by the seat with the spare tire under it. Mack wore a coat that was secure on his waist. A man with a hutch sat near us holding a hare. After we were secure in our seats, the bus drove.

We sat at a red light for a mere five minutes when an odd figure in a sphere floated by. It wore an all white cloak. Was it a dream? Did Mack see the figure in the sphere, here on the bus? I wasn't sure but, I had to ask.

"Mack," I asked. "Did you see a white figure in a sphere just floating by?" Mack stared at me like I was the odd one, and not the figure. If Mack didn't see it, then why did I?

Highlight all the VRe words in yellow.


More s'mores!



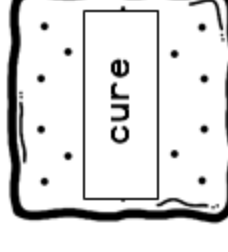


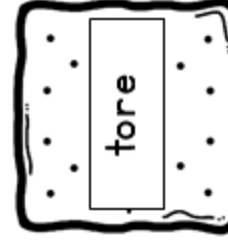

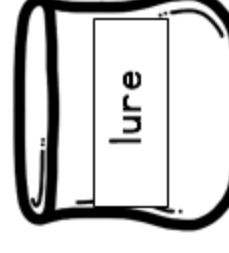
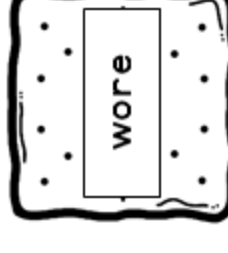



Materials: One set of double sided s'more word cards per player, one s'more ingredient game board and one campfire game board, dry erase board, marker and eraser

How To Play:

1. Shuffle the s'more word card well and place them face down next to the campfire game board.
2. Each player flips over one card and place it on the brown square next to the campfire. Both players need to read their words out loud.
3. If either player turns a card over and can match it with a s'more ingredient space on their game board, they may lay that card on that space. If you don't have a match up, place the card in a used pile.
4. Keep playing until you fill up all four spaces on your own game board with matching cards. The first person who fills up their game board wins. Reshuffle the cards and play again.
5. If you flip a card with a picture of a happy face s'more, you get to flip over TWO cards on your next turn instead of one.








The Literacy Nest



PLAYER 1

PLAYER 2






Spin-VRe


To Play:

1. Spin the spinner.
2. Color a word with the same VRe sound
1. To win: Be the first to color every word on your whole grid.

scare	pure	tire	here
lure	shore	glare	fire
spire	figure	severe	store
snore	sphere	mare	secure
interfere	wire	core	stare



Credits: My products are made possible by the following fabulous artists!



This product and all of its contents is for educational purposes only, and is not for resale or redistribution in any form. It was purchased and/or downloaded for a single user, therefore may not be distributed without purchasing an additional user license available in my store. Please contact me, the seller for additional license information.

Emily Gibbons, © 2017

<https://www.teacherspayteachers.com/Store/Emily-Gibbons-The-Literacy-Nest>

