

Multi-Sensory Phonics Packs

Advanced R-Control

- AR and OR Ver\
- Over **20** practice pages and games
- Suitable for O.G.



Created by: *Emily Gibbons*

Emily Gibbons, The Literacy Nest 2017



Kick your instruction up a notch!

I hope you enjoy this resource!

Here are a few ways to stay in touch with me!

- Follow [my store](#).
- Sign up for my monthly email newsletter [here](#).
I'll send you important updates and a fun freebie!




You may also like the following resources in my store:
Just click on any of the images below.

Multi-Sensory Phonics Packs

Schwa Vowels

Over 30 practice pages suitable for Orton-Gillingham



HIT THE TARGET!


Created by: Emily Gibbons

Kick your instruction up a notch!

Multi-Sensory Phonics Packs

VRe Sounds

Over 30 practice pages and games
Suitable for O.G.




Created by: Emily Gibbons

Kick your instruction up a notch!

Let's Read!

Decodable Stories Spelling Generalizations



Created by: Emily Gibbons

[Click here for more Orton-Gillingham resources.](#)

Dear Educator,
Thank you for your purchase! This is a set for practice with advanced r-controlled vowels ar and or making the \er\ sound. It is compatible with OG or other reading interventions. This resource may be used in a 1:1 setting, small group or even whole class, depending on your needs.

NOTE: Please pay special attention to the Table of Contents. This is the order of instruction I recommend. It progresses from words and sounds, to sentences and a fully decodable story. Games are included at the end to use at any point in your instruction. They make great review centers.

If you enjoyed using this set, please be sure to check out my other multi-sensory skill practice sets. I'll be adding more phonics packs each month!

Thank you so much for choosing my store for your classroom needs. I do appreciate your patronage. Please be sure to leave feedback on this resource. It helps me, future customers, and you'll earn credit towards new purchases!

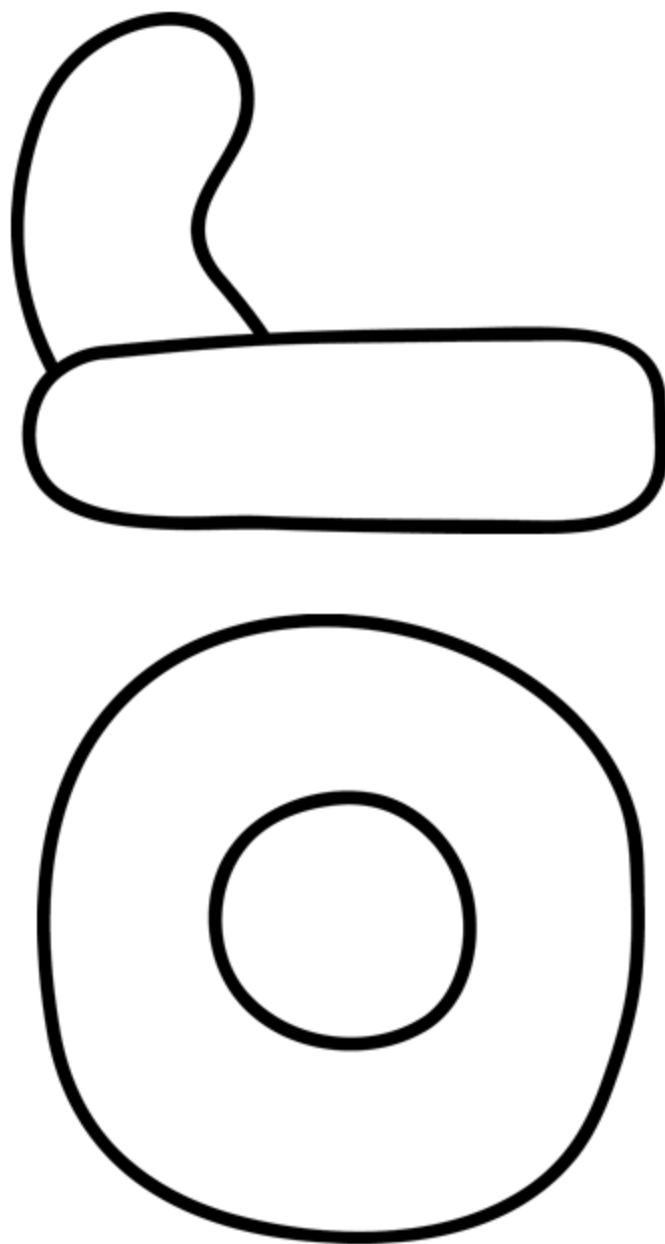
Sincerely,
Emily Gibbons, [The Literacy Nest](#)

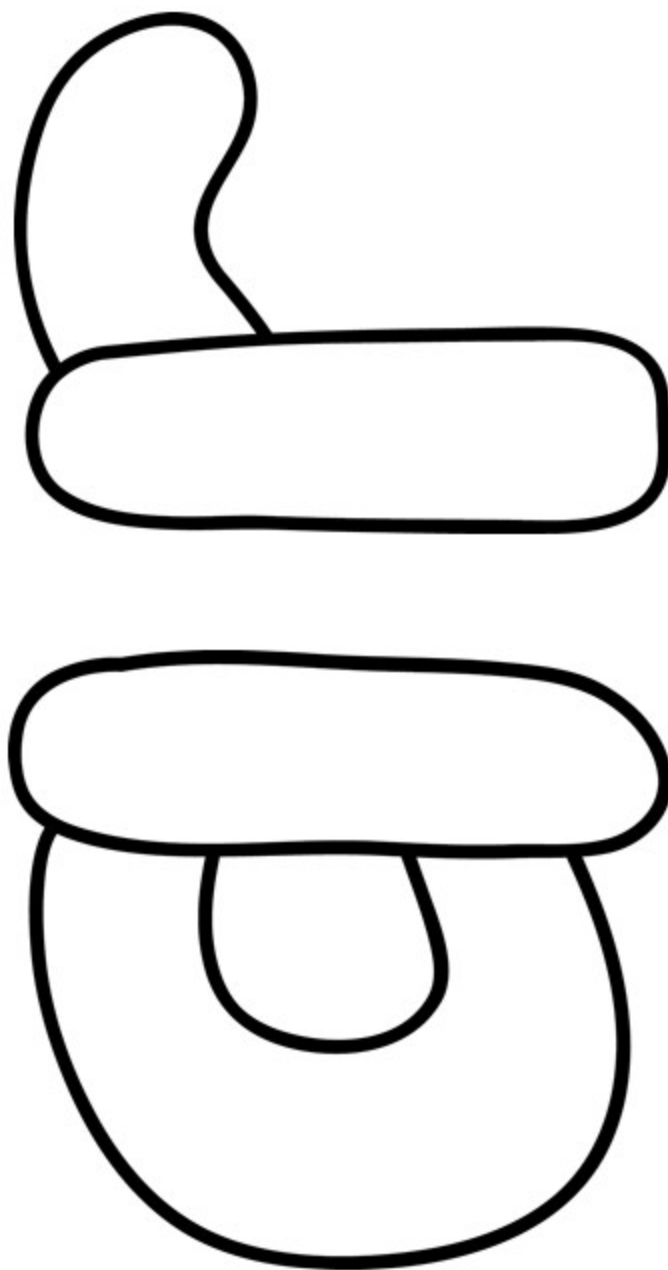
Looking to share?
Purchase an
additional license.



~TABLE OF CONTENTS~

5-6	Play-dough Mats
7-8	Word Lists
9	Draw It
10-11	AR and OR Movement Games for Reading Practice
12	Which One Does Not Belong?
13-15	Sorting Materials (with answer key)
16-20	Maze and Lined Paper Cursive Practice (with answer keys to both mazes)
21	Sentence Building
22-23	Decodable Stories
24-26	Games for Reading and Spelling
27	Credits





R-controlled vowel ar /er/ dollar



dollar

collar

beggar

nectar

polar

liar

solar

pillar

regular

calendar

popular

similar

lizard

orchard

upward

forward

Sentences To Read

1. Check the calendar to book a date for the party.
2. Solar tiles were installed on the roof of our home.

R-controlled vowel or /er/ doctor



doctor

color

harbor

favor

tutor

prior

scissor

tractor

sailor

mayor

inventor

visitor

connector equator metaphor conductor

Sentences To Read

1. Alexander G. Bell was a doctor and inventor.
2. The mayor took a picture on the green tractor.

Name: _____ Date: _____

Directions: Draw a picture for each word.

collar

armor

similar

raptor

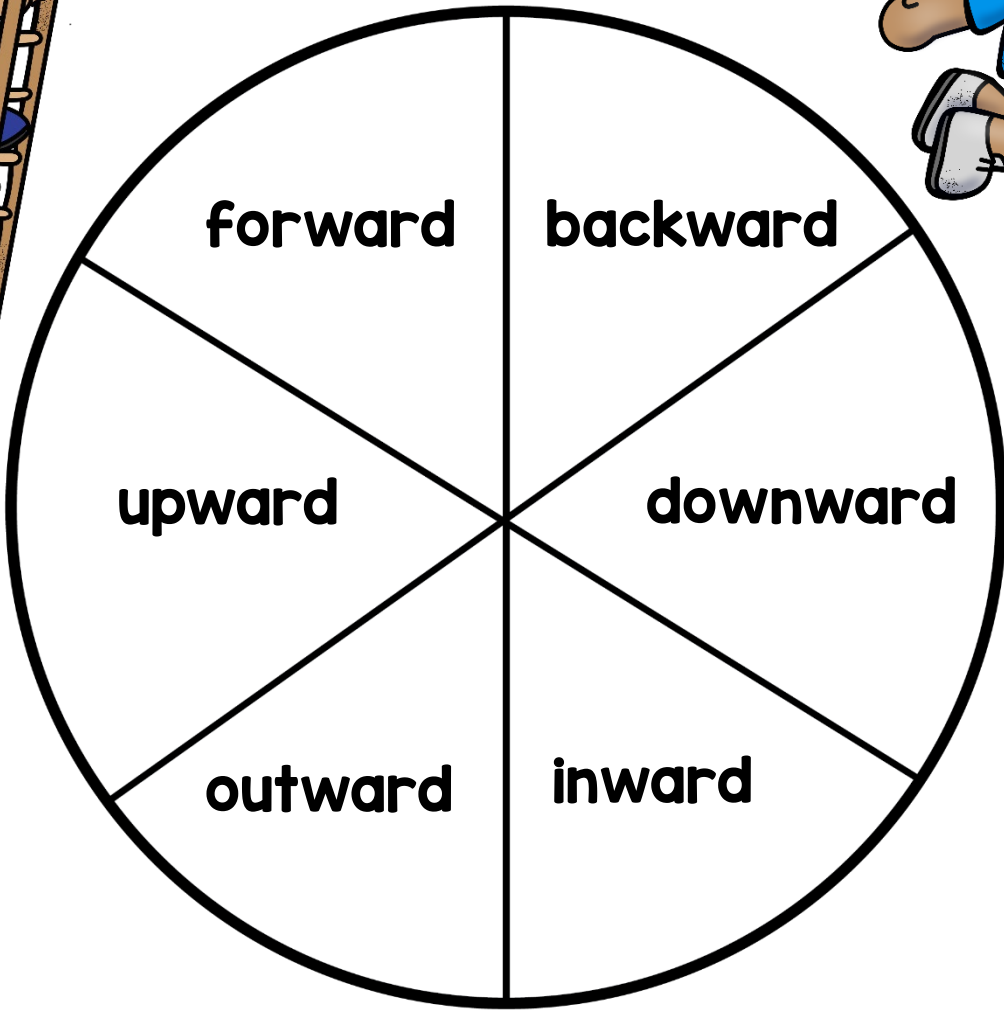

hazard

equator

eastward

collector

STEP IT UP!

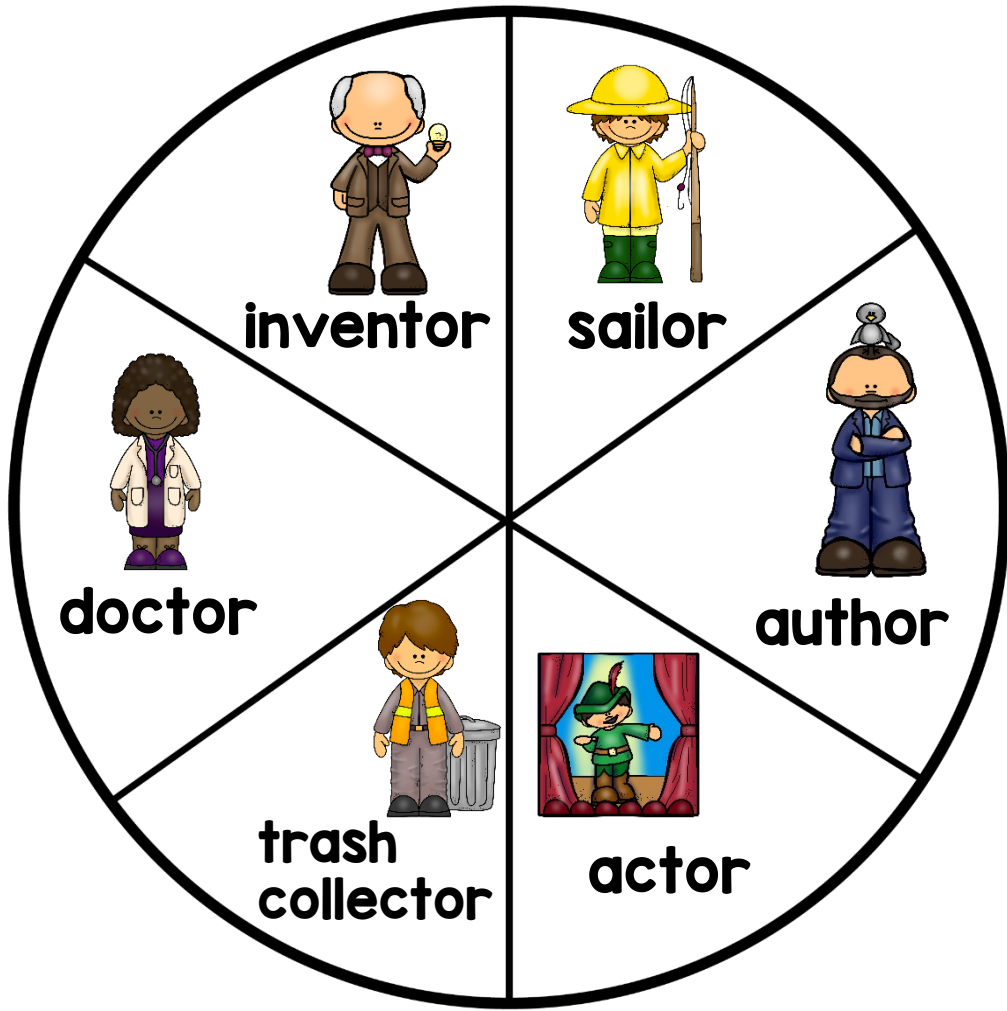


On a turn, spin the spinner. READ THE WORD OUT LOUD.
If you land on...

- **Forward-** Hop forward three steps.
- **Backward-** Hop backward two steps.
- **Downward-** Pretend to walk downstairs.
- **Inward-** Tiptoe inward 8 steps.
- **Outward-** Tiptoe outward 6 steps.
- **Upward-** Pretend to climb up a ladder.



ACT IT OUT!



On a turn, spin the spinner. READ THE WORD OUT LOUD.
If you land on...

- **Inventor-** Pretend to have a bright idea.
- **Sailor-** Pretend to go fishing.
- **Author-** Pretend to write a book.
- **Trash collector-** Pretend to pick up a heavy barrel.
- **Doctor-** Pretend to give out medicine to a patient.
- **Inventor-** Pretend to act on stage.

Name: _____ Date: _____

Which one does not belong?

Directions: 1. Read the words in each row.

2. Circle the word that does not belong.

1. northward southward eastward backward

2. Edward Richard toward Willard

3. harbor doctor sailor anchor

4. circular linear cellar rectangular

5. visitor mayor senator legislator

6. jailor educator professor tutor

7. editor author illustrator traitor

More R-Control Vowels OR and AR \er\ Word Sort

dollar	solar	lizard	cedar
orchard	inward	regular	backward
doctor	flavor	motor	traitor
author	color	neighbor	tutor

Name: _____

Date: _____

Directions: 1. Sort your word cards.

2. Write the words in the correct category.

doctor <u>or</u> /er/	dollar <u>ar</u> /er/

Name: _____

Date: _____


Directions: 1. Sort your word cards.

2. Write the words in the correct category.

or /er/	ar /er/
doctor	dollar
flavor	solar
motor	lizard
traitor	cedar
author	orchard
color	inward
neighbor	regular
tutor	backward

Name: _____

Date: _____




Find your way to the lizard!



Name: ANSWER KEY

Date:




Find your way to the lizard!



Name :

Date :

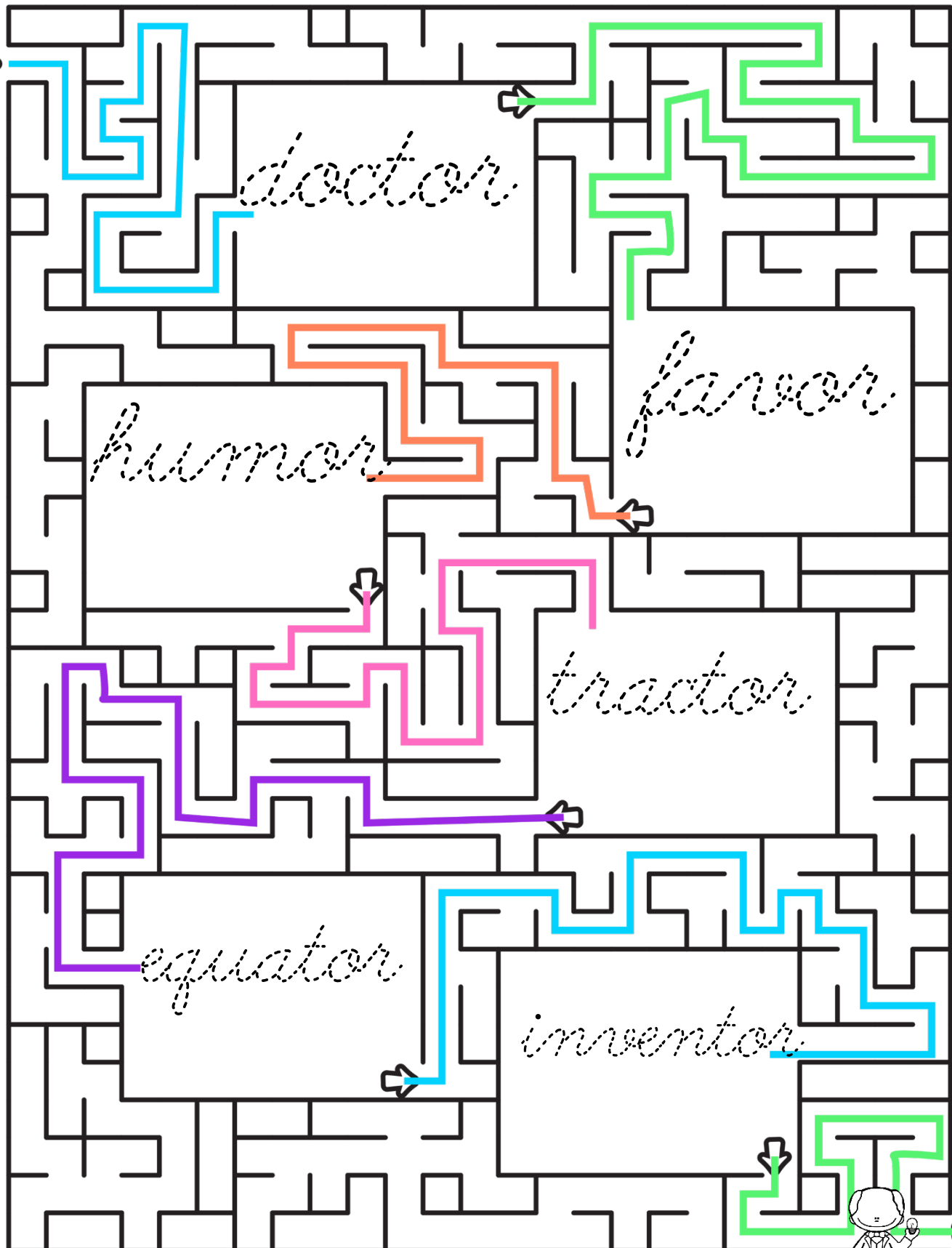


Find your way to the inventor!



Name: ANSWER KEY

Date:



Find your way to the inventor!



Name _____

Date _____

nectar

cellar

regular

similar

mustard

backward

outward

hazard

coward

Edward paid a dollar for a pet lizard.

Name: _____

Date: _____

Sentence Building

Directions: 1. Choose three different colored highlighters.

2. Starting in the "Who" column, make a path with one highlighter through each column. Your path does not have to go in a straight line. Do this with all three highlighters until you have 3 sentences formed.

3. Write the 3 different sentences you created on the lines below. Highlight the r-controlled vowels.

Who	What	Where	When	Why	How
Edgar	leaped	forward	at noon	to find a dollar	cowardly
Richard	raced	outward	last night	to catch the burglar	regularly
Edward	tiptoed	backward	at dawn	to track the cougar	haphazardly

1.

2.

3.

Finding Caterpillars

Crawling among the cedar trees, poplar trees and milkweed, a caterpillar munches its way through leaves to grow plumper. Inching forward, it finds an orchard to spend its final days before it transforms into a butterfly.

Edward walks towards the same orchard. He's wearing a pair of binoculars and a lanyard. His collar itches in the hot summer heat. Edward hopes to find a monarch caterpillar and take it home with him. He walks upward towards a hill in the orchard, stops to check his calendar, and continues forward.

It's a regular summer day, but hunting for monarch caterpillars can be tricky. They blend in, making it hard to locate one. Edward wishes he had invented a sonar tool to find caterpillars.

The caterpillar munches through one last milkweed pod and rests on a branch. Edward inches toward the branch and spots it. Using a circular container, he gently places the caterpillar inside. His search is complete.

Highlight all the consonant ar \er\ words in yellow.

A New Inventor

Taylor Victor was a skilled doctor. People sought her as an advisor. Taylor was also an author of science fiction and biography. But what Doctor Victor wished for most was to become an inventor.

Doctor Taylor had a workshop in her basement, where she could spend time tinkering and designing. She wanted to be an inventor of a new kind of baby monitor. She tested it many times, but there were a few factors that kept it from operating properly. She needed a mentor or advisor that could do her the favor of offering some help.


Doctor Taylor Victor called Trevor Windsor, a trusted councilor and director of new inventors. Trevor could offer free labor and had a great sense of humor. He detected a minor error, prior to turning the monitor on. Trevor was a skilled evaluator of problems. Once he and Doctor Taylor fixed the error, the monitor went on! Thanks to Trevor Windsor, Doctor Taylor Victor was able to make her dream come true.

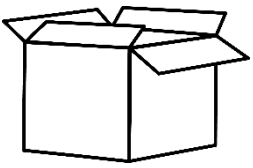
Spin-It

To Play:

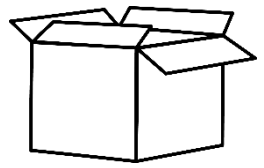
1. Spin the spinner.
2. Choose a word that has the same spelling as the space you landed on, and read the word.
3. Cross that word out.
4. To win: Be the first to color every picture on your whole grid.

burglar	humor	polar	flavor
stellar	monitor	vulgar	odor
similar	tailor	lizard	armor
mustard	collector	awkward	equator





WORD BOXES



Materials: Game board, word cards or word lists, pencil, two different colored, thin markers, dry erase board, marker and eraser

Players will take turns drawing lines by joining dots to form a square.

1. Every time a player creates a box, the opponent will choose a word and read it to aloud to them. Do not show the word .
2. The player needs to spell the word correctly on a white board. If they spell it correctly, they write it inside the box they made in pencil. If it's incorrect, they try again. Then it is the opponent's turn to go next.
3. The winner is the player with the most boxes.
4. Have players keep track of winning boxes by putting a dot with their marker in the boxes they've formed.



When you form a box, write the word your opponent reads to you on a white board. If it is spelled correctly, write it inside the box you formed. If it's spelled incorrectly, try again.

•	•	•	•	•	•
•	•	•	•	•	•
•	•	•	•	•	•
•	•	•	•	•	•
•	•	•	•	•	•
•	•	•	•	•	•

WORD BOXES

Credits: My products are made possible by the following fabulous artists!



This product and all of its contents is for educational purposes only, and is not for resale or redistribution in any form. It was purchased and/or downloaded for a single user, therefore may not be transferred to another user in any form. It may not be distributed without purchasing an additional user license available in my store. Please contact me, the seller for additional license information.

Emily Gibbons, © 2017 ALL RIGHTS RESERVED

<https://www.teacherspayteachers.com/Store/Emily-Gibbons-The-Literacy-Nest>

