

Multi-Sensory Phonics Packs



- **R-Controlled Vowel ~IR~**
- 20 practice pages
- Suitable for OG instruction
- Fun games!

Created by: Emily Gibbons



Kick your instruction up a notch!

Dear Educator,
Thank you for your purchase! This is a set for practice for the r-controlled vowel IR. It is compatible with OG or other reading interventions. This resource may be used in a 1:1 setting, small group or even whole class, depending on your needs.

NOTE: Please pay special attention to the Table of Contents. This is the order of instruction I recommend. It progresses from words and sounds, to sentences and a fully decodable story. Games are included at the end to use at any point in your instruction. They make great review centers.

If you enjoyed using this set, please be sure to check out my other multi-sensory skill practice sets. I'll be adding more phonics packs each month!

Thank you so much for choosing my store for your classroom needs. I do appreciate your patronage. Please be sure to leave feedback on this resource. It helps me, future customers, and you'll earn credit towards new purchases!


Sincerely,
Emily Gibbons, [The Literacy Nest](#)

Looking to share?
Purchase an
additional license.

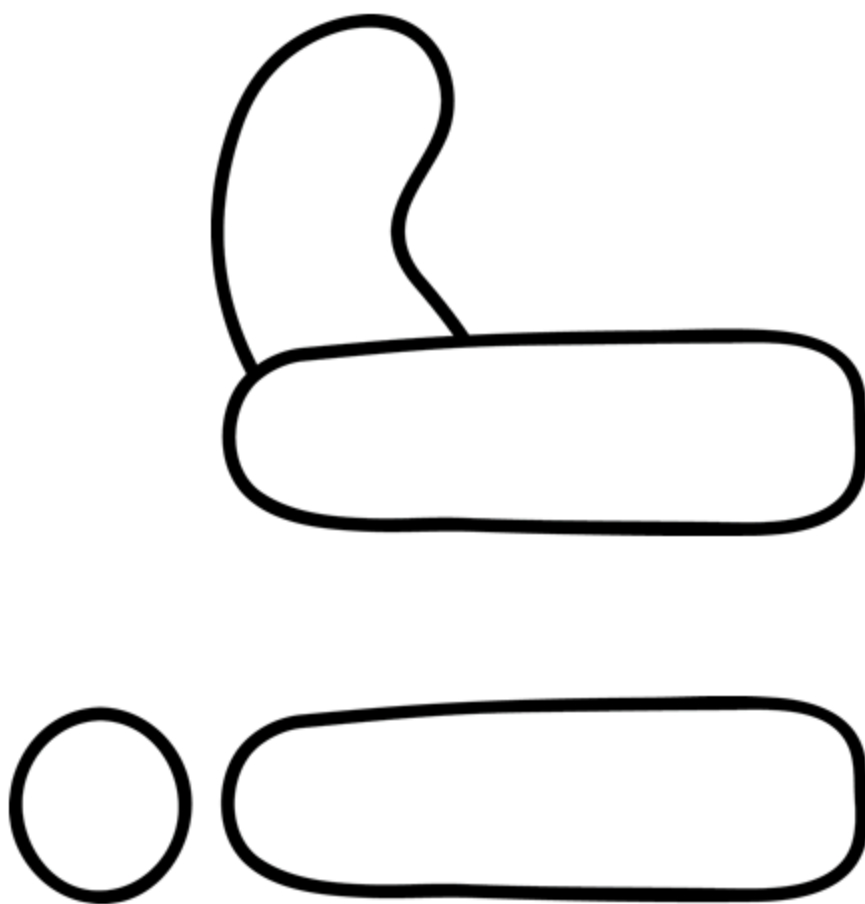


~TABLE OF CONTENTS~

IR	Activities
4-6	Mini Poster, Play-dough Mat, Word List
7-8	Draw It, Match It
9	Two-Syllable Division Practice
10-11	Letter Boxes, Missing Letters,
12	Sentence Strips
13-14	Lined Paper, Cursive Practice
15	Fill-in-the-blank Sentences
16	Puzzle Piece Syllable Practice
17	Decodable Story
18	Cootie Catcher
19-23	Game Materials
24	Credits




ir



ir

bird

\ir\



bird

dirt

firm

girl

irk

sir

chirp

shirt

third

first

whirl

twirl

swirl

skirt

stir

fir

shirt

thirsty

dirty

birthday

Sentences To Read

1. I can whirl and twirl with my skates.
2. He will clean the dirty shirts this week.

Name: _____ Date: _____ ir

Directions: Draw a picture for each word.

stir

dirt

first

third

skirt

twirl

thirsty

birthday

Name: _____

Date: _____ ur

Matching: Match the word in the first column to a rhyming word in the second column by drawing a line.

stir

twirl

irk

squirt

whirl

thirst

shirt

bird

first

fir

third

smirk

Choose one rhyming pair and write each one in a sentence.

UR Puzzle Piece Syllable Practice



dir

ty

thir

sty

birth

day

bird

bath

thir

ty

thir

teen

bird

er

twirl

er

Name: _____ Date: _____

Read each word. Divide it into syllable. Write the syllables in the correct categories.

ur

Word	First Syllable	Second Syllable
dirty		
thirsty		
twirler		
birthday		
thirty		
thirteen		
birdbath		

Name: _____

Date: _____


Letter Boxes

Directions: 1. Say the name of each picture.


2. Fill in the missing letters in the boxes.

ir


1.




2.



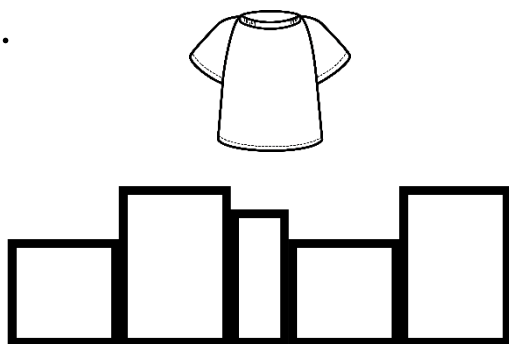
3.




4.




5.




6.



7.



8.



Name: _____

Date: _____

Missing Letters

Directions: 1. Say the name of each picture.

2. Fill in the missing letters.

ir

1.



2.



3.



4.



5.



6.



7.



8.



Will he turn thirteen on the next birthday?

The bird did chirp and fly from the nest.

First we need to shop for a shirt and a skirt.

Clean the dirty pan and plate in the sink.

A white birdbath sat on the grass by Gert's home.

Fern was lucky to win first prize at the fair last week.

Add the eggs and stir the pancake batter well.

When I go for a long hike, I feel thirsty for a cold drink.

Name:

Date:

Name _____ Date _____

bird

fir

stir

girl

first

third

dirty

thirsty

birthday

The shirt and skirt were dirty.

Name: _____

Date: _____

ir

Fill In The Blanks

Directions: 1. Read the words in the word box.

2. Fill in the blanks with the correct word.

birch

first

birthday

shirt

twirl

stir

chirp

dirty

1. The slim _____ tree did sway in the breeze.
2. " _____ " said the bird when it did spot a fly.
3. When I dig in the dirt, my hands get _____.
4. Add milk and _____ the muffin batter.
5. On my _____, I will turn thirteen.
6. She will win _____ prize for her speed.
7. Find a clean _____ that fits for the party.
8. _____ to the left, then swing to the side.

ir

are, some, come, one, does

The Birthday Bird

The day of my birthday party was hard to forget. It was the first time we made a plan to play golf. Five pals came with me to the Pitch and Putt.

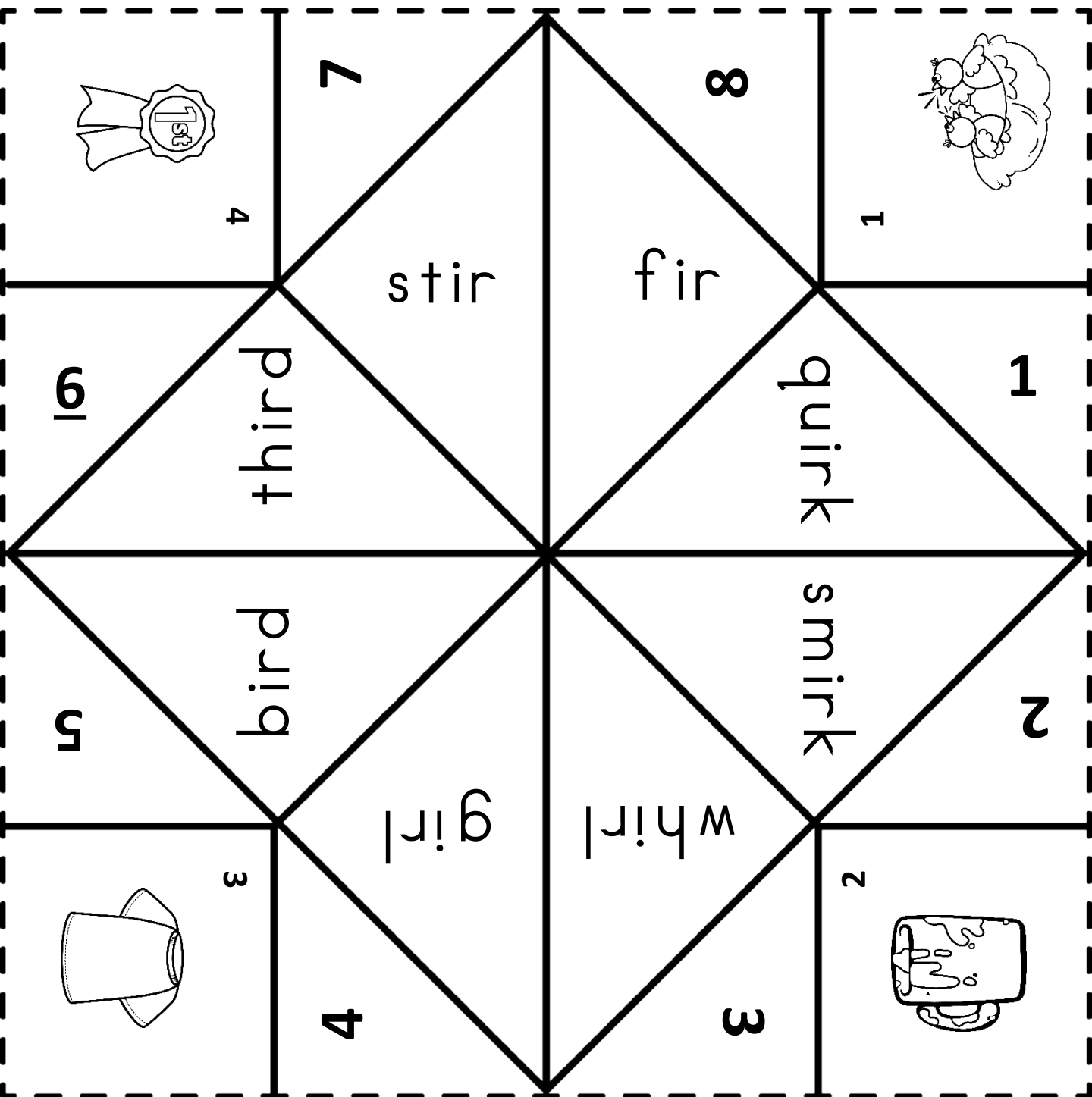
We each got a club and were third in line. Just then, a huge, white bird did glide from some birch tree to land on my hat. Some birthday gift! The bird did seem thirsty, so it went to get a drink by the birdbath. "I think the bird is gone," said Burt.

Just when we were to start the golf game at the first hole, that huge bird did land on my club! Why did the bird like me? Was it the bird's birthday, too? We kept the game on, and that quirky bird came for the trip with me to all nine holes. At least I got a hole in one. That was some birthday!

Highlight all the IR words in **yellow**.

IR Cootie Catcher

To play: 1. Choose a number. Open and close the cootie catcher back and forth that number of times. 2. Choose a number. Open and close the cootie catcher back and forth that number of times. 3. Choose a number and open the flap. 4. Read both words. 5. Choose one word to spell. 6. Play again.



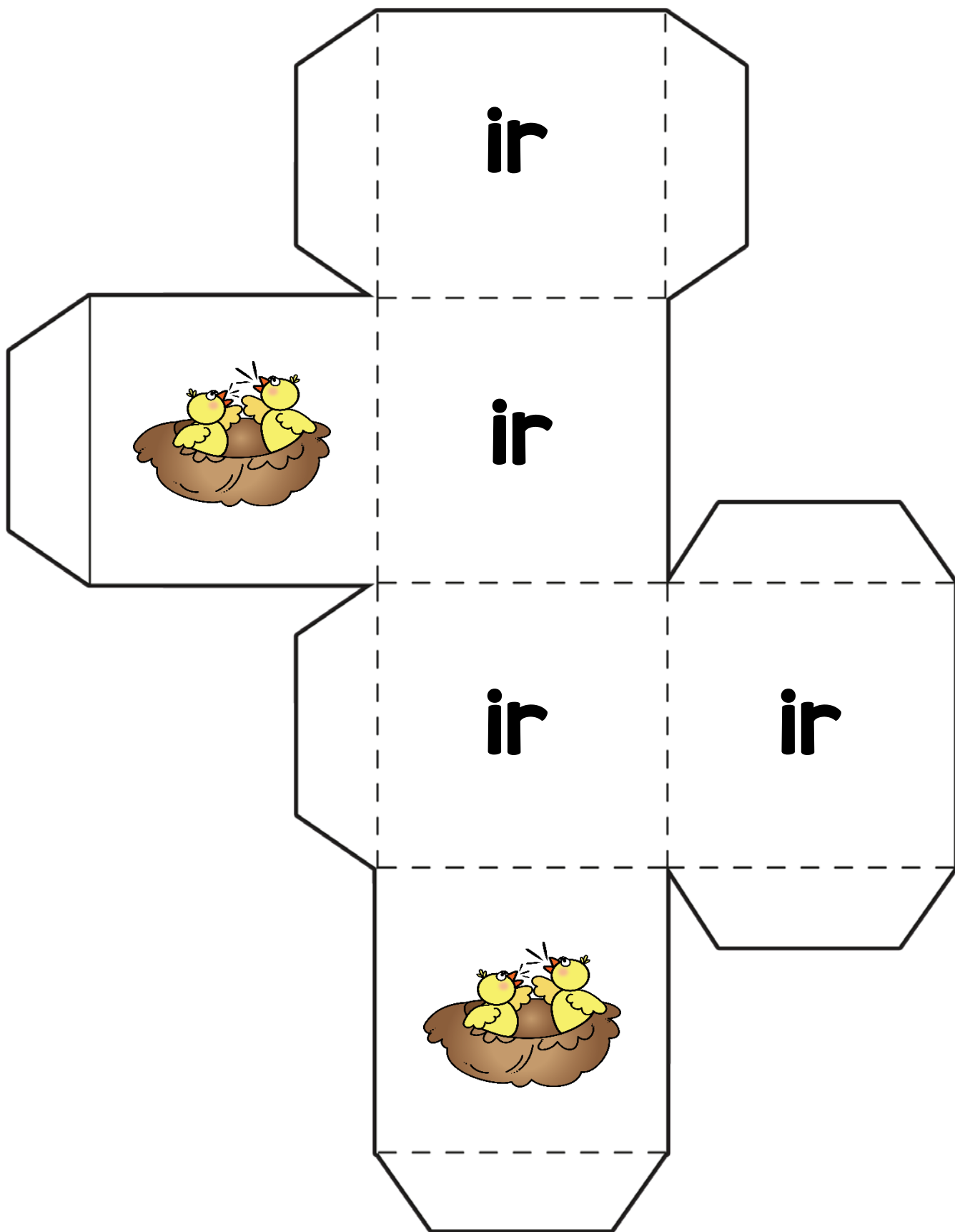
CHIRPING BIRDS



Materials: IR assembled game cube (page 20), one game board (page 21) laminated per player,

Directions:

- 1. ON A TURN: Roll the game cube.**
- 2. LAND ON UR: Choose one word to read in any box. Cross off the picture of the storm under it with an X.**
- 3. LAND ON THE BIRDS: Say, "Tweet Tweet!" ERASE one of the Xs you used on one word.**
- 4. The first person to cross out five words (anywhere on the board) wins the round.**
- 5. Erase the game board, and play again!**



EE Showdown: Cut out these cards and shuffle them well.

fir



stir



dirty



firm



girl



sir



chirp



shirt



first



skirt



smirk



third



quirk



twirl



squirm



swirl



dirty



thirsty



birthday



thirty



Credits: My products are made possible by the following fabulous artists!



This product and all of its contents is for educational purposes only, and is not for resale or redistribution in any form. It was purchased and/or downloaded for a single user, therefore may not be distributed without purchasing an additional user license available in my store. Please contact me, the seller for additional license information.

Emily Gibbons, © 2015

<https://www.teacherspayteachers.com/Store/Emily-Gibbons-The-Literacy-Nest>

Emily Gibbons, 2015

