

21 pages of  
practice &  
games!

# THE LONG E EVE

COMPLETE

~VCE~  
Syllable  
Practice



Dear Educator,

Thank you for your purchase! This is the fifth of five sets for vce practice, compatible with OG instruction. This resource may be used in a 1:1 setting, small group or even whole class, depending on your needs.

NOTE: Please pay special attention to the Table of Contents. This is the order of instruction I recommend. It progresses from words and sounds, to sentences and a fully decodable story. Three games are included at the end to use at any point in your instruction. They make great review centers.

ALSO- as you may know, there aren't many e-e, one syllable words in the English language. Coming up with a variety of words with a picture to match presented a bit of a challenge. On a positive note, your kiddos will now learn what a grebe is! 😊

If you enjoyed using this set, please be sure to check back for the [other vce sets](#). Each set builds on the previous one. The order is: a-e, i-e, o-e, u-e, and e-e.

Thank you so much for choosing my store for your classroom needs. I do appreciate your patronage. Please be sure to leave feedback on this resource. It helps me, future customers, and you'll earn credit towards new purchases!

Sincerely,  
[Emily Gibbons](#)



# Table of Contents




4	e-e Mini Poster
5	e-e Play-dough Mat
6	e-e Foldables
7	e-e Words and Sentences List
8	Missing Letters
9	Word Boxes
10	Tap it
11-12	Picture and Word Sorts short and long e
13-14	Word Sort Recording Sheet and Answer Key
15	Matching Rhyming Words
16	Drawing Sentences
17	Sentence Strips
18	Sentence Strips Mix-Up
19	Recording Sheet
20	Fill-In-The-Blank Sentences
21	Decodable Fluency Passage
22-26	Games
27	Credits



e-e

eve

\ ē \



# Real and Nonsense Word Closed/VCe Syllable Foldables

Directions: Cut apart each word on the solid lines. Fold on the dotted line. Read each word as a closed syllable and then as a vce syllable. **Example: ev/eve**

ev	e
them	e
Stev	e
Pet	e
Zek	e
greb	e

e-e

eve

\ē\



### Words To Read

eve

theme

eke

Steve

Pete

Zeke

grebe

athlete

mete

### Sentences To Read

1. Pete and Steve came to vote.
2. Eve did like the kite theme.

Name: \_\_\_\_\_

Date: \_\_\_\_\_

## Missing Letters

Directions: 1. Say the name of each picture.


2. Fill in the missing letters.

1.




S t \_ \_ v \_ \_

2.



g r \_ \_ b \_ \_

3.



e \_ \_ e

4.



Z \_ \_ k \_ \_

5.



P \_ \_ t \_ \_

6.



a t h \_ \_ e \_ \_ e



Name: \_\_\_\_\_


Date: \_\_\_\_\_

## Letter Boxes

Directions: 1. Say the name of each picture.

2. Fill in the missing letters in the boxes.

1.



--	--	--

2.



--	--	--	--

3.




--	--	--	--

4.



--	--	--	--	--

5.



--	--	--	--	--

6.



--	--	--	--	--	--	--

Name: \_\_\_\_\_




















Date: \_\_\_\_\_

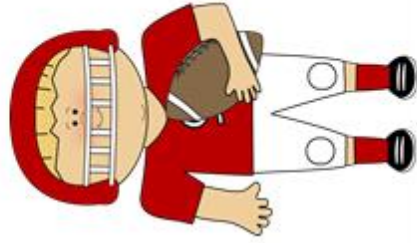


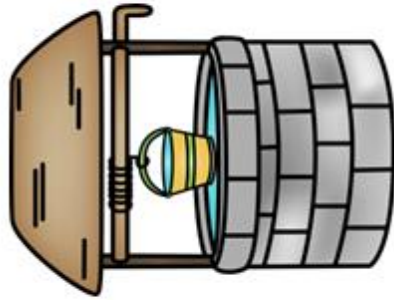

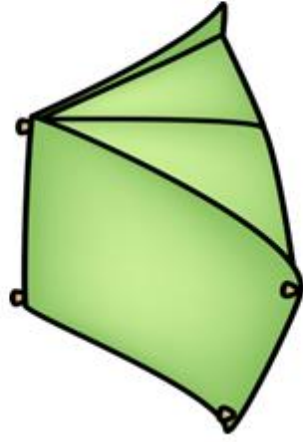
Tap it out!

Directions: 1. Read the word.

2. Say each sound in the word.

3.. Tap one box for each sound in the word.

Word	1	2	3	4
eve				
grebe				
theme				
Steve				
Pete				
Zeke				



eve	tent	grebe	vet
well	Zeke	leg	Pete
Steve	hen	athlete	web

Name: \_\_\_\_\_

Date: \_\_\_\_\_

Directions: 1. Sort your word cards.

2. Write the words in the correct category.

<b>Short e</b>	<b>Long e</b>

Name: \_\_\_\_\_

Date: \_\_\_\_\_

Directions: 1. Sort your word cards.

2. Write the words in the correct category.

<b>Short e</b>	<b>Long e</b>
tent	eve
vet	grebe
well	Zeke
leg	Pete
hen	Steve
web	athlete

Name: \_\_\_\_\_

Date: \_\_\_\_\_

Draw it!

Directions: 1. Read each sentence.

2. Draw a picture for each sentence.

Eve will rate the game.

Steve drove home with  
the bike.

Pete did hike up the hill  
with Seth.

The athlete did run and  
jump.

Is the grebe in the  
nest?

Zeke did shut the gate  
to the shop.

# Sentence Strips

When did Steve take a spin?

Did Zeke like the whale theme?

Pete will bake the cake at home.

A grebe did land on the grass.

Eve will cut the pine twig.

A mule and a grebe did rest.

Zeke and Pete like to hike and bike.

Steve and Eve take a ride on a slide.



Sentence Mix-ups: Cut apart each sentence strip.

On a separate piece of paper rewrite each sentence correctly.

take spin a Steve did when?

theme the like whale Zeke did?

at home Pete the cake will bake.

grass a grebe on the land did.

will Eve twig the pine cut.

and a mule rest did grebe.

Pete and to bike Zeke like and hike.

take Steve on a slide and Eve a ride.

Name: \_\_\_\_\_

Date: \_\_\_\_\_

1

2

3

4

5

6

7

8

Name: \_\_\_\_\_

Date: \_\_\_\_\_

### Fill In The Blanks

Directions: 1. Read the words in the word box.

2. Fill in the blanks with the correct word.

eve

theme

grebe

Pete

Steve

athlete

1. \_\_\_\_\_ and \_\_\_\_\_ are mates on the ship.
2. The \_\_\_\_\_ did win the dash.
3. A \_\_\_\_\_ will take a sip at the pond.
4. The wide gift had a whale \_\_\_\_\_.
5. It is the \_\_\_\_\_ of the big game at the lake.

## Eve and Steve

Eve and Steve are pals. The pals made a game. The theme of the game was frogs. The game was at five at Frog Pond.

Eve chose a frog. It had thin legs and tan bumps. Eve gave it a fine name. The name was Zeke.

Steve chose a frog. It had fat legs and red bumps. Steve gave it a fine name. The name was Pete.

Eve and Steve will line up Zeke and Pete for the big frog game at five. The frogs did jump fast. The frogs did hop in a maze. Zeke and Pete did win at the same time. The frogs are athletes!

-----

Draw a picture of Zeke and Pete.



# Blackout!

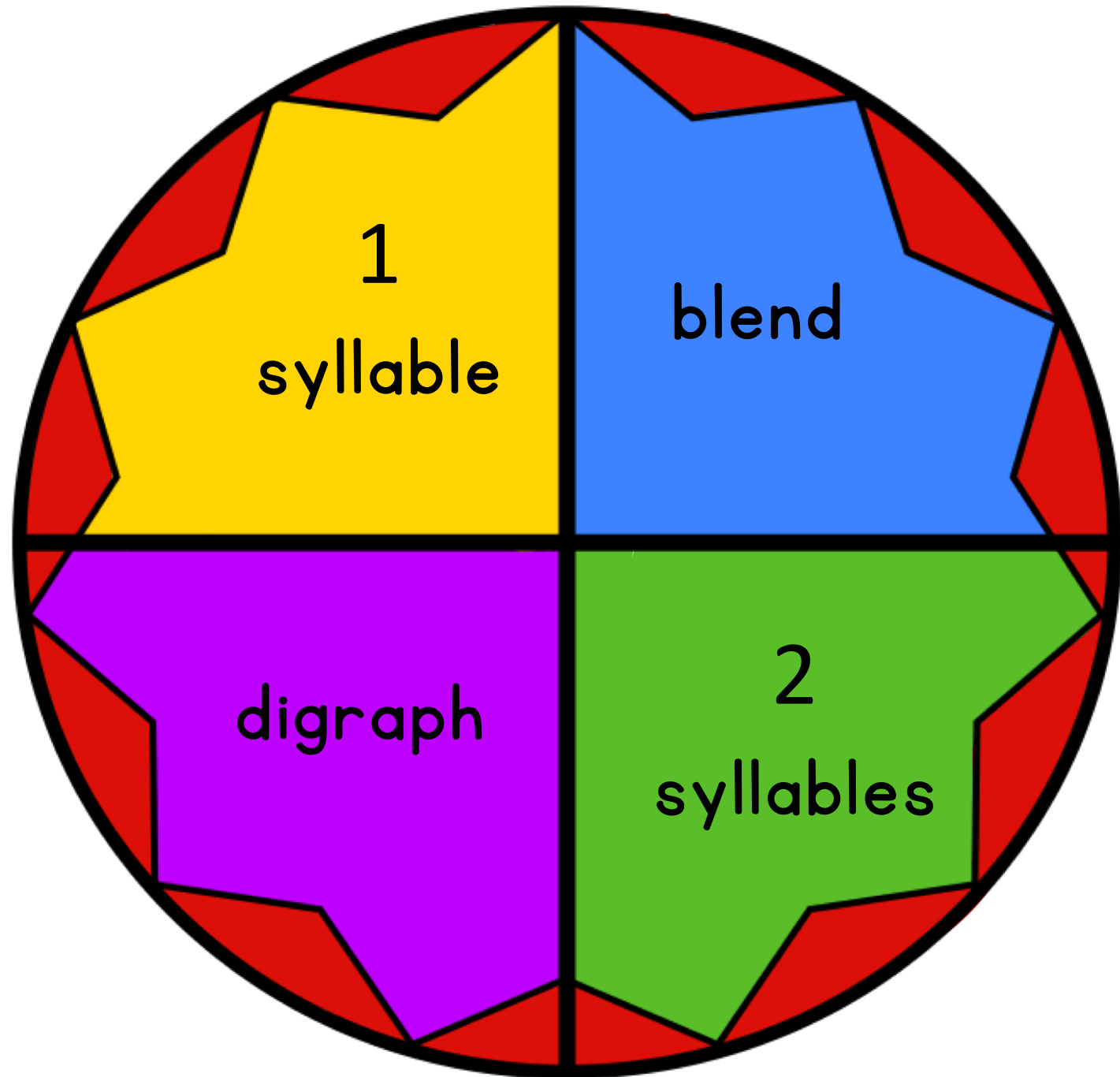
Be the first to cross out  
all the boxes.

**Materials:** Spinner, Blackout game board, paperclip and pencil for spinner

## Directions

1. Decide who will go first.
2. Spin the spinner.
3. Look on your board and find ONE word that matches the words on the spinner space.
4. If you partner agrees with the word you chose, you may cross that word out.
5. If you were incorrect, please try again.
6. Players switch turns and repeat directions 2-5.
7. Keep playing until you cross out every word on your game board.

# Blackout Spinner



# Blackout Game board

eve

theme

grebe

Pete

Steve

Zeke

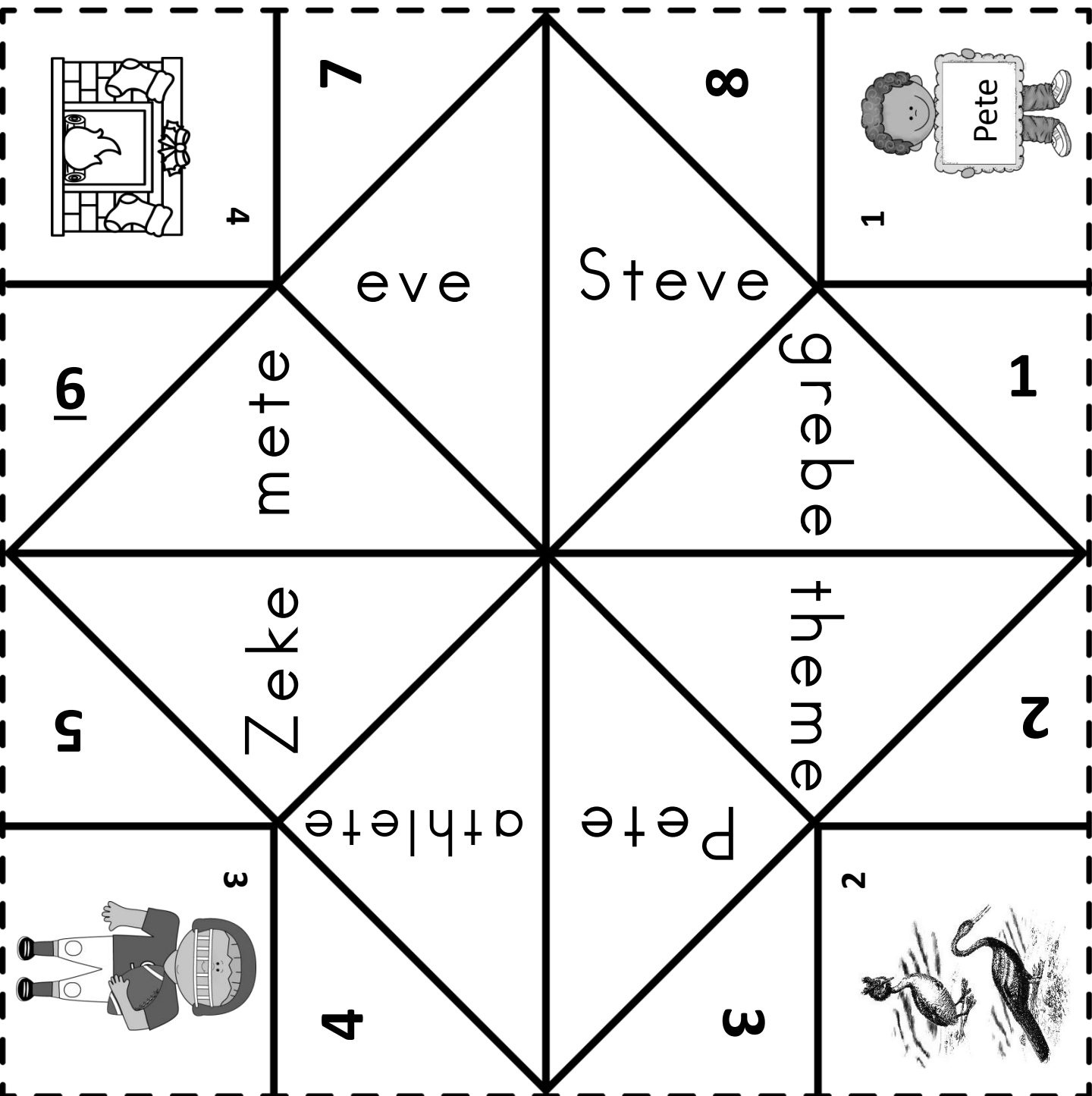
mete

athlete

extreme

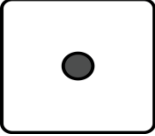
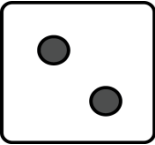




# VCe Cootie Catcher

To play: 1. Choose a number. Open and close the cootie catcher back and forth that number of times. 2. Choose a number. Open and close the cootie catcher back and forth that number of times. 3. Choose a number and open the flap. 4. Read both words. 5. Choose one word to spell. 6. Play again.






# If, then Dice Game

If you roll a...	Then...
	<b>Rhyme Time!</b> Draw a circle around a pair of rhyming words with a connecting line.
	<b>Write it!</b> Choose two words to write on a white board.
	<b>Circle it!</b> Draw a square around a word with a digraph.
	<b>Reading Lines!</b> Read two lines of words.
	<b>Mystery Word!</b> Make up a clue about a word and have someone guess which word you're thinking of.
	<b>Let's Read!</b> Read the sentences.

Credits: My products are made possible by the following fabulous artists!



This product and all of its contents is for educational purposes only, and is not for resale or redistribution in any form. It was purchased and/or downloaded for a single user, therefore may not be distributed without purchasing an additional user license available in my store. Please contact me, the seller for additional license information.

Emily Gibbons, © 2014

<http://www.teacherspayteachers.com/Store/Emily-Gibbons>

Emily Gibbons, 2014

