

VCE REVIEW

COMPLETE



Dear Educator,

Thank you for your purchase! This is the review of five sets I have created for vce practice, compatible with OG instruction. This resource may be used in a 1:1 setting, small group or even whole class, depending on your needs.

NOTE: Please pay special attention to the Table of Contents. This is the order of instruction I recommend. It progresses from words and sounds, to sentences and a fully decodable story. Three games are included at the end to use at any point in your instruction. They make great review centers.

If you enjoyed using this set, please be sure to check back for the other vce sets. I sell them individually, or in a cost effective bundle.

Thank you so much for choosing my store for your classroom needs. I do appreciate your patronage. Please be sure to leave feedback on this resource. It helps me, future customers, and you'll earn credit towards new purchases!

Sincerely,
[Emily Gibbons](#)

Table of Contents

4	Missing Letters
5	Letter Boxes
6	Picture Sort
7	Word Sort
8	Matching Rhyming Words
9	Drawing Sentences
10	Sentence Strips
11	Sentence Strips Mix-Up
12	Recording Sheet
13	Fill-In-The-Blank Sentences
14	Decodable Fluency Passage
15-19	Games
20	Credits

Name: _____

Date: _____

Missing Letters

Directions: 1. Say the name of each picture.

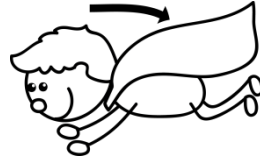
2. Fill in the missing letters.

1.



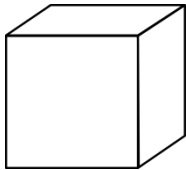
d _ _ m _ _

2.



c _ _ p _ _

3.




_ _ u _ _ e

4.



_ _ o _ _ e

5.



_ _ v _ _

6.



_ _ u _ _ e

7.



w _ _ d _ _

8.



sh _ _ k _ _

Name: _____

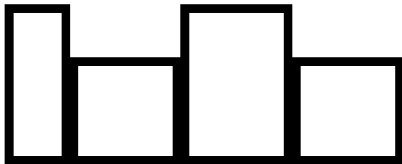
Date: _____

Letter Boxes

Directions: 1. Say the name of each picture.

2. Fill in the missing letters in the boxes.

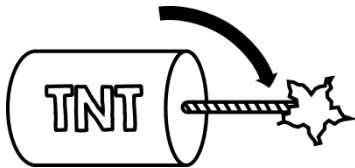
1.




2.




3.



4.



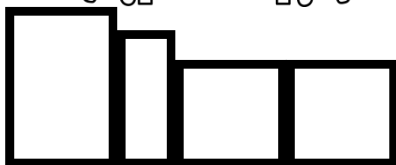

5.



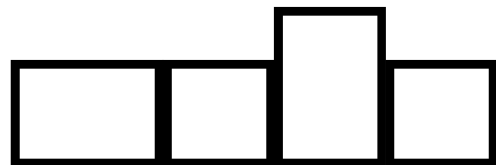
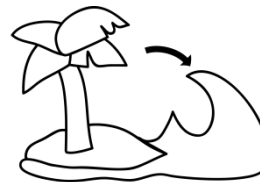
6.




7.



8.





eve	flame	vote	hive	fuse
lime	mule	grebe	joke	tape
stove	wake	five	same	huge
cape	Pete	note	cube	like
mute	athlete	mane	hike	cone

Name: _____

Date: _____

Matching: Match the word in the first column to a rhyming word in the second column by drawing a line.

cute

hive

blame

Steve

dive

game

slope

mute

Eve

hope

Choose one rhyming pair and write each one in a sentence.

Name: _____

Date: _____

Draw it!

Directions: 1. Read each sentence.

2. Draw a picture for each sentence.

Tame the mule and ride.

The cute cat made Jane smile.

Make a cube shape on the line.

The ship had a huge hole in the hull.

That fuse is hot and not safe!

Nate will make a tune with the flute.

Sentence Strips

Will Kate ride on the ramp?

Steve will take the red grapes
off the vine.

Pete, the tame mule. will rest
in the shade.

“Dad drove the van to the game
last time,” said Zeke.

Take a map and tote to hike
in the maze.

Eve will bake a huge white cake.

The mole did hide in the hole.

Mike did ride the wave and swim.

Sentence Strips

ramp Kate on will the ride?

red grapes will Steve the take
vine the off.

rest the mule Pete in the shade
will tame.

said Zeke game the van Dad last
the drove time.

maze in the take hike a tote
and a map.

bake a will white Eve cake huge.

hide the in mole the hole did.

did Mike wave and ride the swim.

Name: _____

Date _____

1

2

3

4

5

6

7

8

Name: _____

Date: _____

Fill In The Blanks

Directions: 1. Read the words in the word box.

2. Fill in the blanks with the correct word.

time	cute	grebe	fume	drive
cube	rake	stole	Eve	cake

1. Dave did frost the white _____.
2. A _____ did land at the pond.
3. Tab _____ the cash in the box!
4. The tan _____ is on the grass.
5. Will _____ make a red dress?
6. Can Jake _____ the van?
7. The smell was a gas _____.
8. The _____ cat had a bell.


Lake Jobe

Eve and Kate did fill a huge, tote bag. The pals had a huge trip on a white plane to Lake Jobe. The lake was a fine spot to hike, fish and bike. Eve and Kate got the Lake Jobe at five.

Eve and Kate set up a fine tent and sat on a flat stone. The sun will set and the fire is not lit. Eve did strike a flare. Smoke did drift up. Then a huge flame came! At last, the pals did rest.

Next, Eve and Kate went to bed in the tent. The pals will swim, fish, hike and bike on a huge trip to Lake Jobe!

Draw a picture of Eve and Kate at the lake.



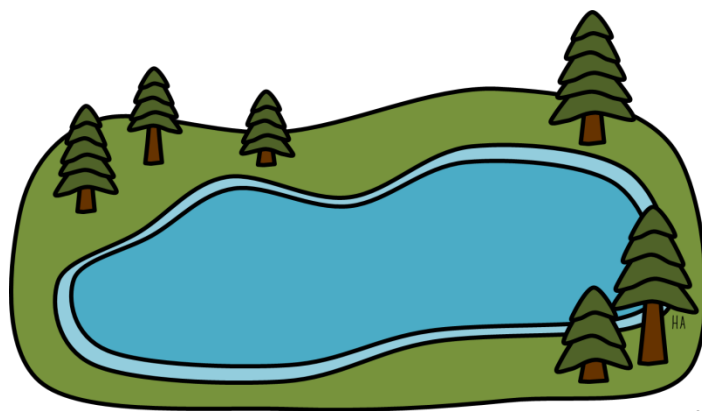
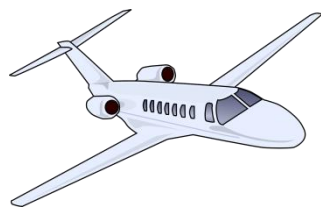
Take A Plane Ride


Help the plane make it to the lake.

Materials: Game board, word cards (shuffled), white board, marker, and eraser (optional), one, 6-sided, number cube

Directions

1. Decide who will go first.
2. Roll the number cube.
3. Have you partner choose a word card and read the word to you.
4. Spell the word correctly out loud or write it correctly on a white board.
5. If you spell it correctly, you may move ahead the number of spaces you rolled on the number cube.
6. If you were incorrect, please try again.
7. Players switch turns and repeat directions 2-6.
8. Keep playing until you both reach home.
9. If you land on a sun, you get to move ahead one space! If you land on a cloud, skip a turn.





Word Cards

plate

grape

shake

maze

white

drive

pile

life

pole

dome

rope

smoke

cute

huge

fume

mule

eve

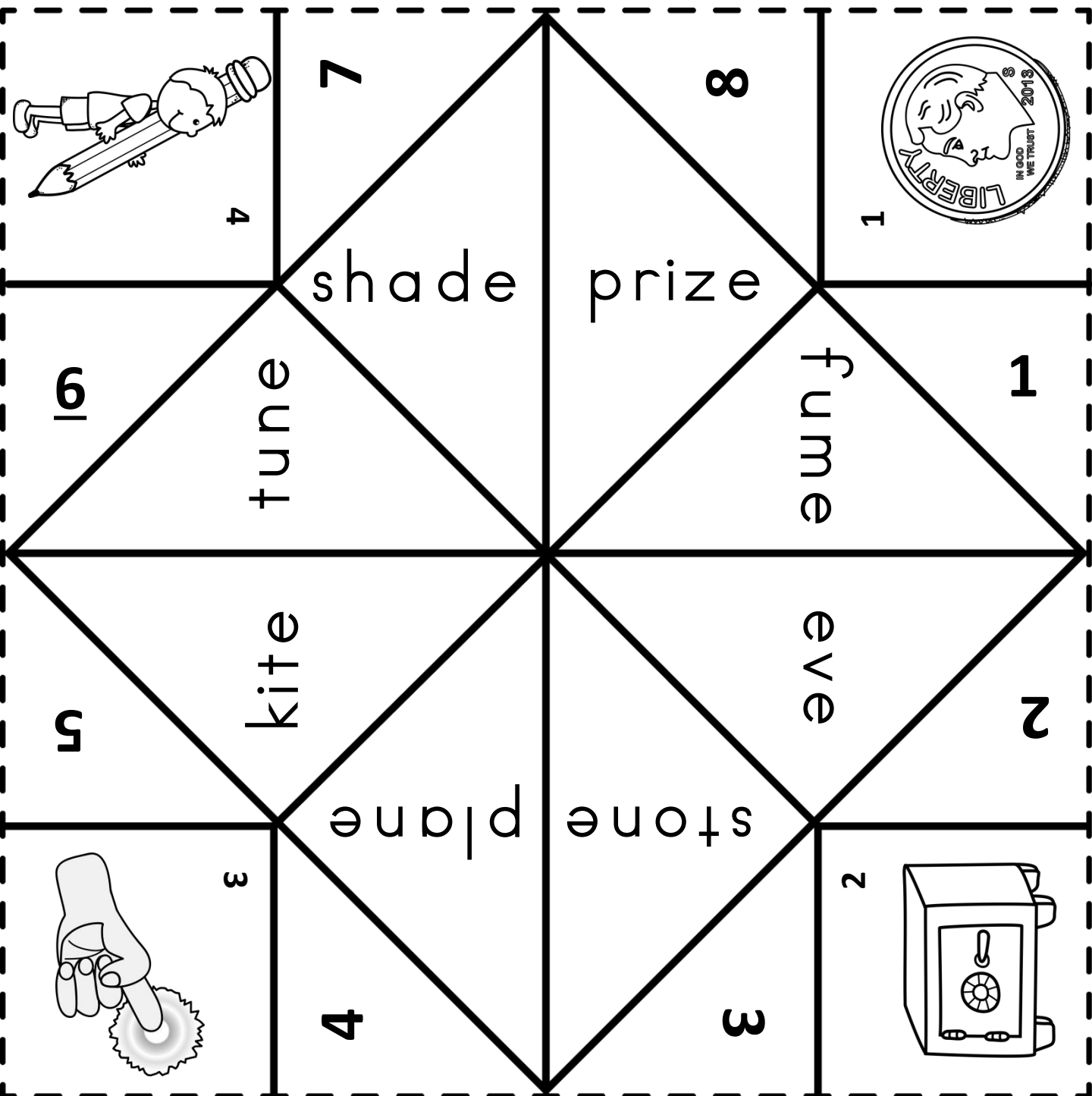
theme

grebe

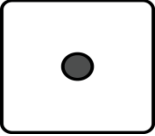
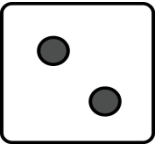




Steve

VCe Cootie Catcher


To play: 1. Choose a number. Open and close the cootie catcher back and forth that number of times. 2. Choose a number. Open and close the cootie catcher back and forth that number of times. 3. Choose a number and open the flap. 4. Read both words. 5. Choose one word to spell. 6. Play again.



If, then Dice Game

If you roll a...	Then...
	Rhyme Time! Draw a circle around a pair of rhyming words with a connecting line.
	Write it! Choose two words to write on a white board.
	Circle it! Draw a square around a word with a digraph.
	Reading Lines! Read two lines of words.
	Mystery Word! Make up a clue about a word and have someone guess which word you're thinking of.
	Let's Read! Read the sentences.

Credits: My products are made possible by the following fabulous artists!



This product and all of its contents is for educational purposes only, and is not for resale or redistribution in any form. It was purchased and/or downloaded for a single user, therefore may not be distributed without purchasing an additional user license available in my store. Please contact me, the seller for additional license information.

Emily Gibbons, © 2014

<http://www.teacherspayteachers.com/Store/Emily-Gibbons>

Emily Gibbons, 2014

