

21 pages of  
practice &  
games!

# THE LONG O HOME

COMPLETE

~VCE~  
Syllable  
Practice



Dear Educator,

Thank you for your purchase! This is the third of five sets for vce practice, compatible with OG instruction. This resource may be used in a 1:1 setting, small group or even whole class, depending on your needs.

NOTE: Please pay special attention to the Table of Contents. This is the order of instruction I recommend. It progresses from words and sounds, to sentences and a fully decodable story. Three games are included at the end to use at any point in your instruction. They make great review centers.


If you enjoyed using this set, please be sure to check back for the other vce sets. I'm adding more throughout the month of December 2014. 😊

Thank you so much for choosing my store for your classroom needs. I do appreciate your patronage. Please be sure to leave feedback on this resource. It helps me, future customers, and you'll earn credit towards new purchases!

Sincerely,  
[Emily Gibbons](#)

# Table of Contents

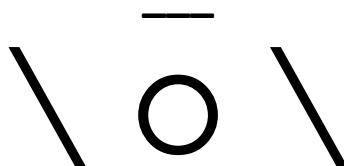
4	o-e Mini Poster
5	o-e Play-dough Mat
6	o-e Foldables
7	o-e Words and Sentences List
8	Missing Letters
9	Letter Boxes
10-11	Picture and Word Sorts short and long o
12-13	Word Sort Recording Sheet and Answer Key
14	Matching Rhyming Words
15	Drawing Sentences
16	Sentence Strips
17	Sentence Strips Mix-Up
18	Recording Sheet
19	Fill-In-The-Blank Sentences
20	Decodable Fluency Passage
21-25	Games
26	Credits





o-e


home



o-e

home

\ō\



### Words To Read

home

hope

vote

note

bone

robe

code

zone

mope

globe

stole




drove

### Sentences To Read

1. Rob drove the van home .
2. The red robe had a big hole.

Directions: Cut apart each word on the solid lines. Fold on the dotted line. Read each word as a closed syllable and then as a vce syllable. **Example: can/cane**

hop	e
rod	e
tot	e
not	e
rob	e
mop	e
glob	e
slop	e



Name: \_\_\_\_\_


Date: \_\_\_\_\_

## Missing Letters

Directions: 1. Say the name of each picture.

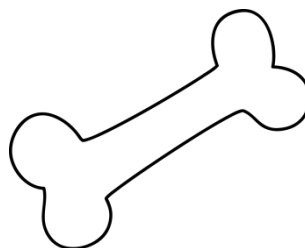
2. Fill in the missing letters.

1.



v \_ \_ t \_ \_

2.




b \_ \_ n \_ \_

3.



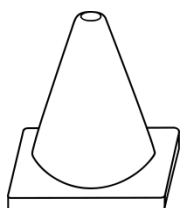
\_ \_ o \_ \_ e

4.



\_ \_ o \_ \_ e

5.



c \_ \_ n \_ \_

6.



\_ \_ o \_ \_ e

7.



r \_ \_ d \_ \_

8.



\_ \_ \_ o \_ e



Name: \_\_\_\_\_

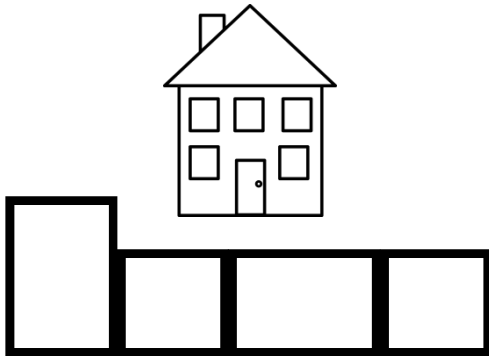
Date: \_\_\_\_\_

## Letter Boxes


Directions: 1. Say the name of each picture.

2. Fill in the missing letters in the boxes.

1.




2.




3.



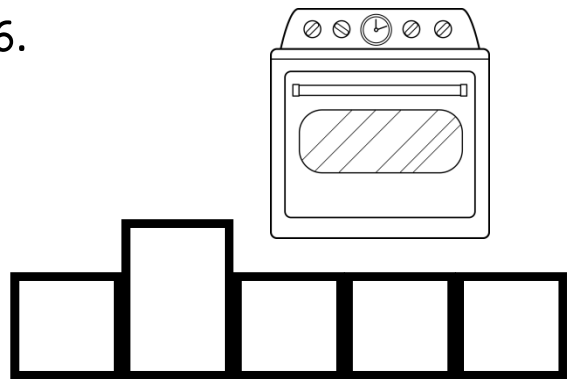
4.



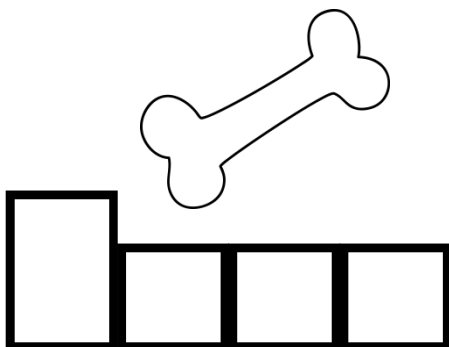
5.




6.

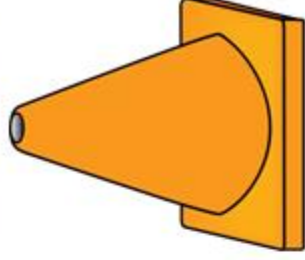
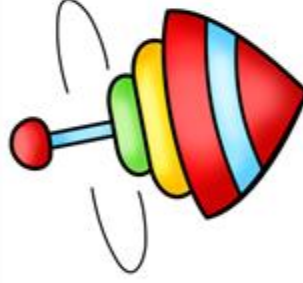
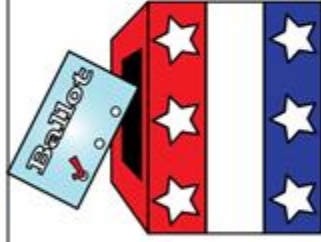



7.



8.





zone

mop

frog

box

vote

home

cone

note

top

lobe

fox

pot

joke

dog

stove

Name: \_\_\_\_\_

Date: \_\_\_\_\_

Directions: 1. Sort your word cards.

2. Write the words in the correct category.

Short vowel	Long vowel

Name: \_\_\_\_\_

Date: \_\_\_\_\_

Directions: 1. Sort your word cards.

2. Write the words in the correct category.

Short o	Long o
mop	zone
frog	rode
box	vote
top	home
fox	cone
pot	note
dog	lobe
	joke
	stove

Name: \_\_\_\_\_

Date: \_\_\_\_\_

Matching: Match the word in the first column to a rhyming word in the second column by drawing a line.

bone

hole

pole

lobe

dove

dome

poke

cone

robe

broke

home

stove

Choose one rhyming pair and write each one in a sentence.

\_\_\_\_\_

\_\_\_\_\_

\_\_\_\_\_

\_\_\_\_\_

\_\_\_\_\_

\_\_\_\_\_

\_\_\_\_\_

\_\_\_\_\_

\_\_\_\_\_

\_\_\_\_\_

Name: \_\_\_\_\_

Date: \_\_\_\_\_

Draw it!

Directions: 1. Read each sentence.

2. Draw a picture for each sentence.

Tam left a bone in the dish.

Bake the cake in the stove.

The mole dug a home in a hole.

Tell a joke to the class.

Did the dog take the red robe?

The log pile is next to the dome.

# Sentence Strips

Make a home of brick and stone.

Jake did vote with a pen and note.

Rob dug a hole with a spade.

The flagpole had a white rope.

Mike rode the red bike home.

Hope got a prize at the game.

The tan mole dug a wide hole.

Smoke in the stove is not safe.



Sentence Mix-ups: Cut apart each sentence strip.

On a separate piece of paper rewrite each sentence correctly.

home of make a brick and stone.

with a note Jake vote did and a pen.

dug a hole with Rob a spade .

a flagpole rope the white had.

the red bike Mike home rode

a game Hope got the prize at.

wide mole dug a tan the hole.

not the stove is smoke in safe.

Name: \_\_\_\_\_

Date: \_\_\_\_\_

1

2

3

4

5

6

7

8

Name: \_\_\_\_\_

Date: \_\_\_\_\_

## Fill In The Blanks

Directions: 1. Read the words in the word box.

2. Fill in the blanks with the correct word.

pole

rope

dome

bone

stone

joke

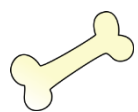
poke

stole

home

note

1. A flag can wave on a \_\_\_\_\_.
2. The dog ate the \_\_\_\_\_ on the grass.
3. If you \_\_\_\_\_ a snake, it will wake up!
4. Dave \_\_\_\_\_ the white bike!
5. Nate did tell a \_\_\_\_\_ to the class.
6. Mom can jot a \_\_\_\_\_ on the pad.
7. Jane did spot a \_\_\_\_\_ on the hill.
8. Did Dad and Mom drive \_\_\_\_\_?



# The Lost Bone



Jake is a white pup. Jake will dig a hole and drop a bone in it. A stone is next to the hole with the bone. Jake will run with a twig. The pup will chase a snake. Then Jake will rest.

Next, Jake pokes the hole. The bone! Jake did miss the bone! Is it at home? Is it in the dome? Is it on the grass?

It is in the hole! Jake will hit the stone, and dig in the hole. The bone is in the hole! Jake ate the whole bone up. Yum, yum, yum. Jake will rest.

---

Draw a picture of Jake and his bone.





# Close to Home!

Help the dog get home.



**Materials:** Game board, word cards (shuffled), white board, marker, and eraser (optional), one, 6-sided, number cube

## Directions

1. Decide who will go first.
2. Roll the number cube.
3. Have you partner choose a word card and read the word to you.
4. Spell the word correctly out loud or write it correctly on a white board.
5. If you spell it correctly, you may move ahead the number of spaces you rolled on the number cube.
6. If you were incorrect, please try again.
7. Players switch turns and repeat directions 2-6.
8. Keep playing until you both reach home.
9. If you land on a paw print, you get an extra turn!





# Word Cards

home

lobe

poke

woke

bone

hope

vote

tote

note

dove

wove

doze

role

code

dome

stove

globe

smoke

stroke

throne

drove

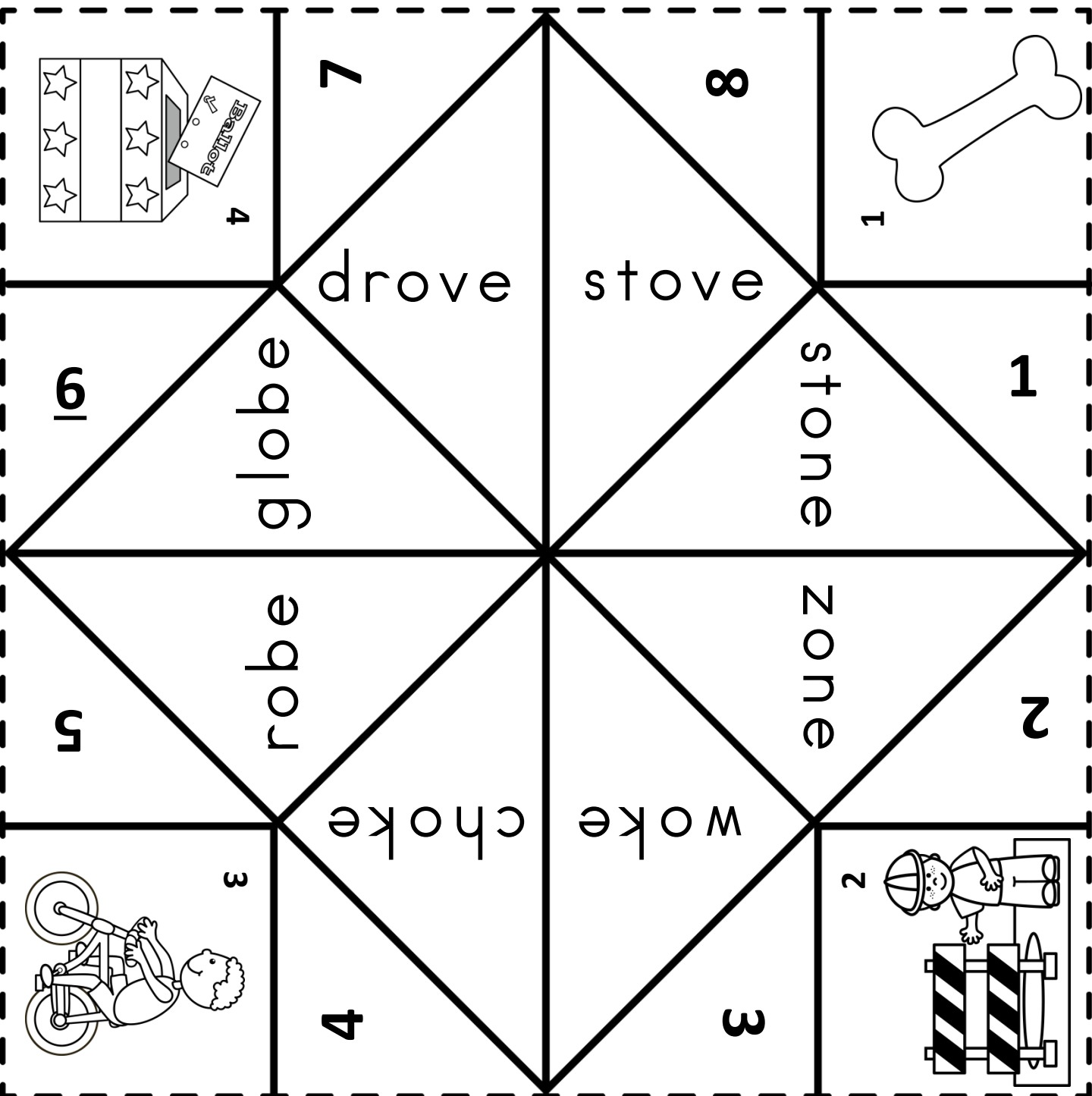
froze

slope

broke

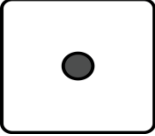
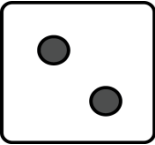




# VCe Cootie Catcher

To play: 1. Choose a number. Open and close the cootie catcher back and forth that number of times. 2. Choose a number. Open and close the cootie catcher back and forth that number of times. 3. Choose a number and open the flap. 4. Read both words. 5. Choose one word to spell. 6. Play again.






# If, then Dice Game

If you roll a...	Then...
	Rhyme Time! Draw a circle around a pair of rhyming words with a connecting line.
	Write it! Choose two words to write on a white board.
	Circle it! Draw a square around a word with a digraph.
	Reading Lines! Read two lines of words.
	Mystery Word! Make up a clue about a word and have someone guess which word you're thinking of.
	Let's Read! Read the sentences.

Credits: My products are made possible by the following fabulous artists!



This product and all of its contents is for educational purposes only, and is not for resale or redistribution in any form. It was purchased and/or downloaded for a single user, therefore may not be distributed without purchasing an additional user license available in my store. Please contact me, the seller for additional license information.

Emily Gibbons, © 2014

<http://www.teacherspayteachers.com/Store/Emily-Gibbons>

Emily Gibbons, 2014

