

21 pages of
practice &
games!

THE LONG I PINE

COMPLETE

~VCE~
Syllable
Practice



Dear Educator,

Thank you for your purchase! This is the second of five sets for vce practice, compatible with OG instruction. This resource may be used in a 1:1 setting, small group or even whole class, depending on your needs.

NOTE: Please pay special attention to the Table of Contents. This is the order of instruction I recommend. It progresses from words and sounds, to sentences and a fully decodable story. Three games are included at the end to use at any point in your instruction. They make great review centers.

If you enjoyed using this set, please be sure to check back for the other vce sets. I'm adding more throughout the month of December 2014 and January 2015. 😊

Thank you so much for choosing my store for your classroom needs. I do appreciate your patronage. Please be sure to leave feedback on this resource. It helps me, future customers, and you'll earn credit towards new purchases!

Sincerely,
Emily Gibbons






Table of Contents

4	i-e Mini Poster
5	i-e Play-dough Mat
6	i-e Foldables
7	i-e Words and Sentences List
8	Missing Letters
9	Letter Boxes
10-11	Picture and Word Sorts short and long i
12-13	Word Sort Recording Sheet and Answer Key
14	Matching Rhyming Words
15	Drawing Sentences
16	Sentence Strips
17	Sentence Strips Mix-Up
18	Recording Sheet
19	Fill-In-The-Blank Sentences
20	Decodable Fluency Passage
21-25	Games
26	Credits

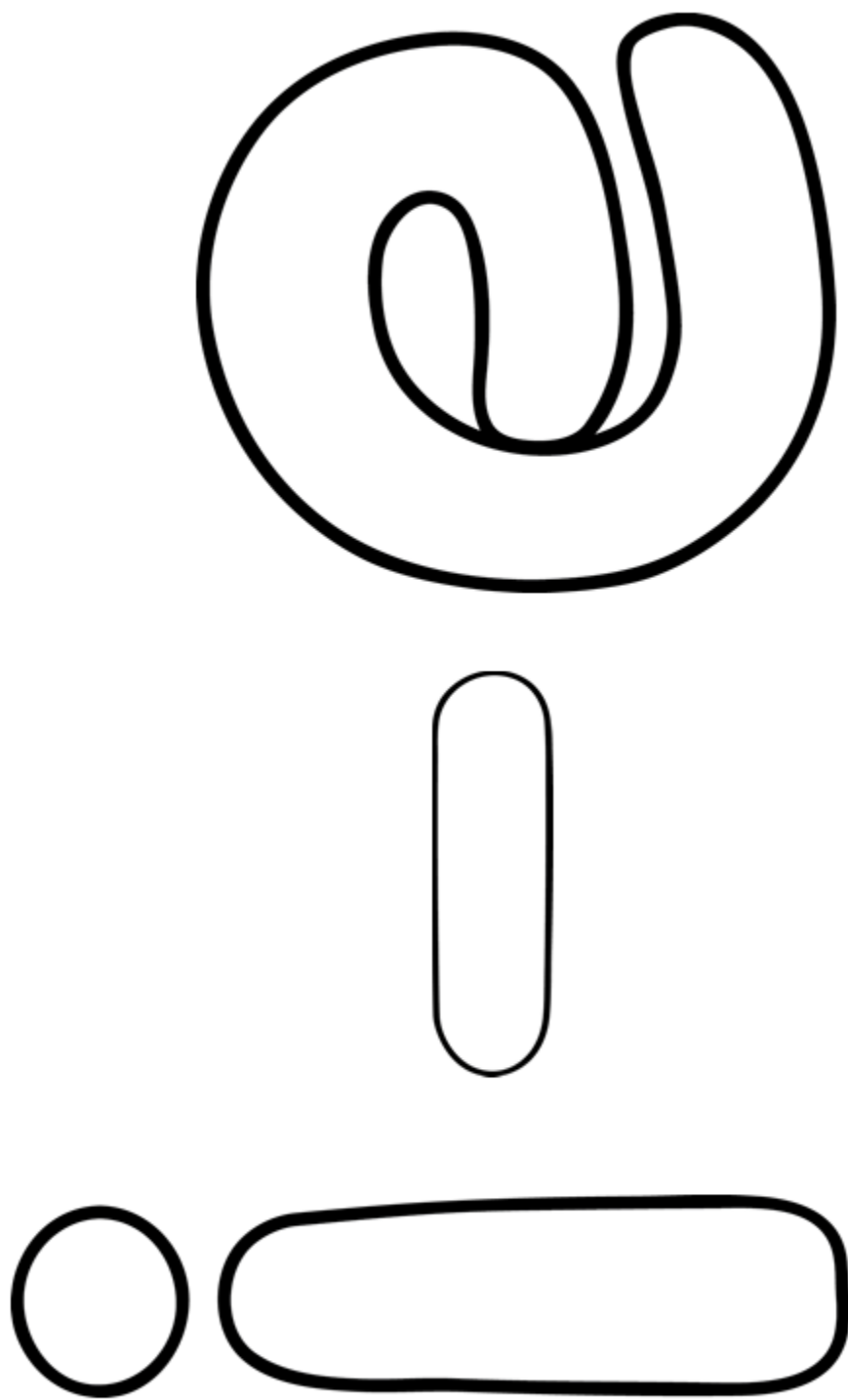




i-e

pine

\ i \



Directions: Cut apart each word on the solid lines. Fold on the dotted line. Read each word as a closed syllable and then as a vce syllable. **Example: can/cane**

pin	e
kit	e
slid	e
bit	e
dim	e
sit	e
fin	e
win	e

i-e

pine

\i\



Words To Read

pine

kite

dive

bite

five

mile

prize

bike

slide

vine

smile

glide

white

dime

wide

Sentences To Read

1. Pam will ride the bike home .
2. Cass had a wide smile.

Name: _____

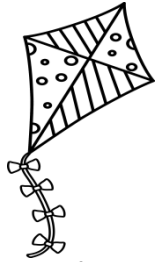
Date: _____

Missing Letters

Directions: 1. Say the name of each picture.

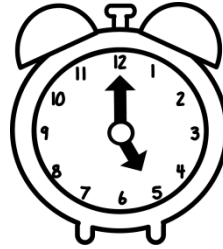
2. Fill in the missing letters.

1.



k _ _ t _ _

2.




t _ _ m _ _

3.



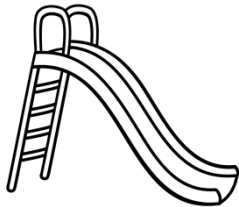
_ _ i _ _ e

4.



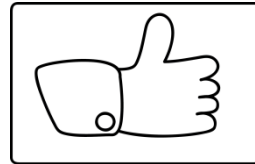
_ _ i _ _ e

5.




sl _ _ d _ _

6.




_ _ i _ _ e

7.



_ _ _ i _ _ e

8.



d _ _ v _ _

Name: _____

Date: _____

Letter Boxes

Directions: 1. Say the name of each picture.

2. Fill in the missing letters in the boxes.

1.



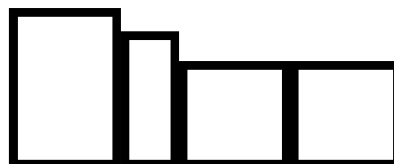
2.




3.



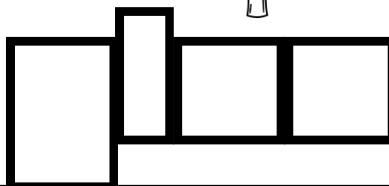
4.



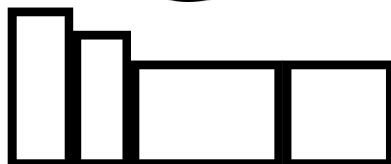
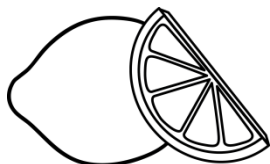
5.




6.





7.



8.





Short a and long a word sort

vine	fish	hike	pig
cliff	dime	pin	time
lime	gift	hive	twig
pine	slide	kid	five

Name: _____

Date: _____

Directions: 1. Sort your word cards.

2. Write the words in the correct category.

Short I	Long I

Name: _____

Date: _____

Directions: 1. Sort your word cards.

2. Write the words in the correct category.

Short I	Long I
fish	vine
pig	hike
cliff	dine
pin	time
gift	lime
twig	hive
kid	pine
	slide
	five

Name: _____

Date: _____

Matching: Match the word in the first column to a rhyming word in the second column by drawing a line.

pine

bike

five

line

like

wide

smile

prize

ride

hive

size

file

Choose one rhyming pair and write each one in a sentence.

Name: _____

Date: _____

Draw it!

Directions: 1. Read each sentence.

2. Draw a picture for each sentence.

Jim will run a five mile dash.

The time was nine PM.

Nate gave Mike a dime.

Jane can glide on a hill.

Tim will swim and dive.

Pat had a fine ride on a ship.

Sentence Strips

Will Sam smile at the big prize?

Dan can ride a bike on the lane.

The man will hike a mile up the hill.

The red kite went up, up, UP!

Let's dive and swim in the lake.

The bride cut the white cake.

Slide in the pond and splash!

Will the sun still shine at five?

Sentence Mix-ups: Cut apart each sentence strip.

On a separate piece of paper rewrite each sentence correctly.

prize the big smile Sam will at?

bike a ride can Dan the lane on.

man the hill a mile the hike will up.

UP, kite, up, up, red, went, the!

dive and lake in let's the swim!

the cake bride white the cut.

splash the pond in slide and.

shine at five will the still sun?

Name: _____

Date _____

1

2

3

4

5

6

7

8

Fill In The Blanks

Directions: 1. Read the words in the word box.

2. Fill in the blanks with the correct word.

pine

wide

~~like~~

side

time

five

smile

glide

mine

prize

1. Did Nate win the _____.
2. A grin is _____ like _____ a _____.
3. Chop the _____ in big logs.
4. Can Mike tell _____?
5. The white cake had a _____ on it.
6. The left _____ is next to him.
7. A gull did _____ up to the sand.
8. The red bike in the lot is _____.

A Cake On A Bike?

Mike had a white bike. Mike went on a bike ride. The bike went fast! The bike went fast up a hill. Then, Mike had a fine ride in a wide lot.

Next, Mike will take a ride to a cake shop. Mike will get a white cake with a name on it. The name is in red print. The white cake is a gift to Mike's pal, Jake.

Will Mike take the cake on the bike?
Will Mike ride on the bike with a cake?

The cake shop will save the fine, white cake for Mike and Jake.

Draw a picture of Mike on his bike.





A WALK IN THE WOODS



Help Mike get to the pine tree.

Materials: Game board, word cards (shuffled), white board, marker, and eraser (optional), one, 6-sided, paper clip and pencil for spinner

Directions

1. Decide who will go first.
2. Spin the spinner.
3. Have you partner choose a word card and read the word to you.
4. Spell the word correctly out loud or write it correctly on a white board.
5. If you spell it correctly, you may move ahead the same number of spaces of the number you landed on.
6. If you were incorrect, please try again.
7. Players switch turns and repeat directions 2-6.
8. Keep playing until you both reach the pine tree.
9. If you land on a ladybug, you get an extra turn!
10. Land on a green arrow and move back one space.



A WALK IN THE WOODS



Word Cards

time

glide

five

bite

mine

slime

wide

white

hive

drive

slide

dine

ride

pine

size

kite

file

smile

line

vine

bike


prize

dive

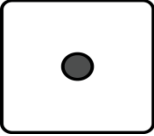
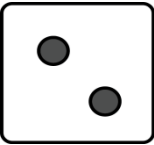




while

VCe Cootie Catcher


To play: 1. Choose a number. Open and close the cootie catcher back and forth that number of times. 2. Choose a number. Open and close the cootie catcher back and forth that number of times. 3. Choose a number and open the flap. 4. Say the picture 5. Read the word and spell it 6. Play again.



If, then Dice Game

If you roll a...	Then...
	Rhyme Time! Draw a circle around a pair of rhyming words with a connecting line.
	Write it! Choose two words to write on a white board.
	Circle it! Draw a square around a word with a digraph.
	Reading Lines! Read two lines of words.
	Mystery Word! Make up a clue about a word and have someone guess which word you're thinking of.
	Let's Read! Read the sentences.

Credits: My products are made possible by the following fabulous artists!



This product and all of its contents is for educational purposes only, and is not for resale or redistribution in any form. It was purchased and/or downloaded for a single user, therefore may not be distributed without purchasing an additional user license available in my store. Please contact me, the seller for additional license information.

Emily Gibbons, © 2014

<http://www.teacherspayteachers.com/Store/Emily-Gibbons>

Emily Gibbons, 2014

