

21 pages of  
practice &  
games!

# THE LONG A APE

COMPLETE

~VCE~  
Syllable  
Practice



Dear Educator,


Thank you for your purchase! This is the first of five sets for vce practice, compatible with OG instruction. This resource may be used in a 1:1 setting, small group or even whole class, depending on your needs.

NOTE: Please pay special attention to the Table of Contents. This is the order of instruction I recommend. It progresses from words and sounds, to sentences and a fully decodable story. Three games are included at the end to use at any point in your instruction. They make great review centers.

If you enjoyed using this set, please be sure to check back for the other vce sets. I'm adding more throughout the month of December 2014 and January 2015. 😊


Thank you so much for choosing my store for your classroom needs. I do appreciate your patronage. Please be sure to leave feedback on this resource. It helps me, future customers, and you'll earn credit towards new purchases!


Sincerely,  
Emily Gibbons



# Table of Contents

4	a-e Mini Poster
5	a-e Play-dough Mat
6	a-e Foldables
7	a-e Words and Sentences List
8	Missing Letters
9	Letter Boxes
10-11	Picture and Word Sorts short and long a
12-13	Word Sort Recording Sheet and Answer Key
14	Matching Rhyming Words
15	Drawing Sentences
16	Sentence Strips
17	Sentence Strips Mix-Up
18	Recording Sheet
19	Fill-In-The-Blank Sentences
20	Decodable Fluency Passage
21-25	Games
26	Credits







a-e

ape

\ā\



Directions: Cut apart each word on the solid lines. Fold on the dotted line. Read each word as a closed syllable and then as a vce syllable. **Example: can/cane**

can	e
mat	e
hat	e
cap	e
rat	e
stat	e
plan	e
grad	e

a-e

ape

\ā\



### Words To Read

tale

made

name

bake

trade

daze

shape

game

chase

vase

case

flake

shave

maze

whale

### Sentences To Read

1. The tale of the whale is fun.
2. "Bake the cake in the pan," said Jake.



Name: \_\_\_\_\_

Date: \_\_\_\_\_

Missing Letters Directions: 1. Say the name of each picture.

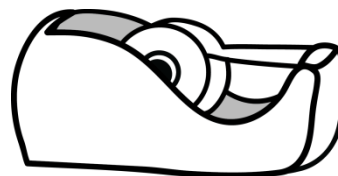
2. Fill in the missing letters.

1.




c \_ \_ k \_ \_

2.




t \_ \_ p \_ \_

3.




\_ \_ a \_ \_ e

4.



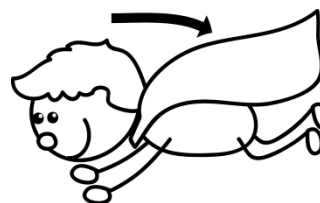
\_ \_ a \_ \_ e

5.



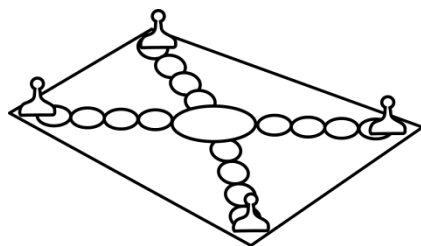
d \_ \_ t \_ \_

6.



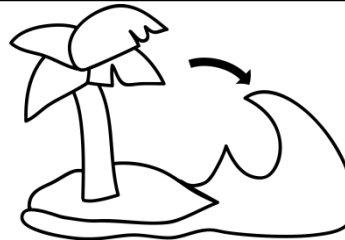
\_ \_ a \_ \_ e

7.



\_ \_ a \_ \_ e

8.



w \_ \_ v \_ \_



Name: \_\_\_\_\_

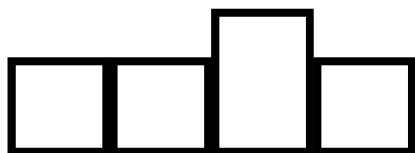
Date: \_\_\_\_\_

## Letter Boxes

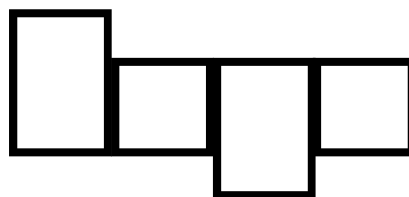
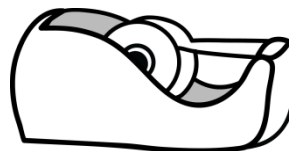
Directions: 1. Say the name of each picture.

2. Fill in the missing letters in the boxes.

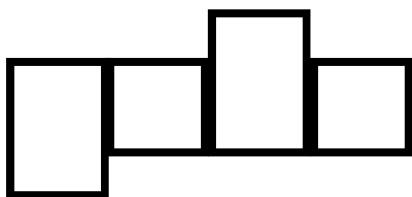

1.



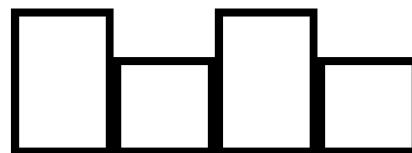
2.



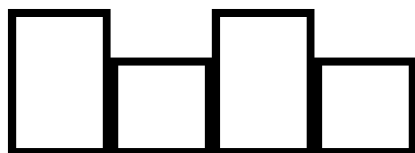

3.



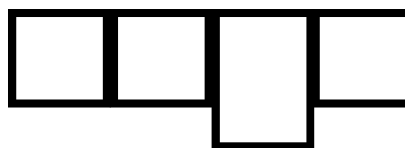
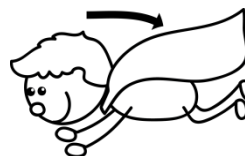
4.



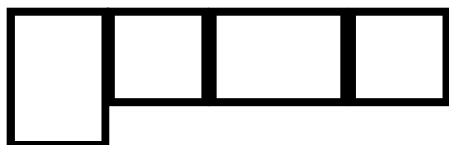
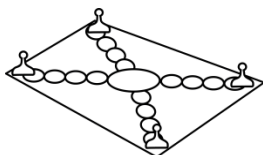
5.




6.


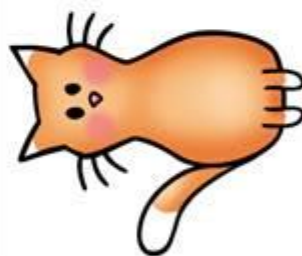
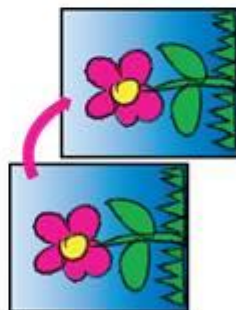
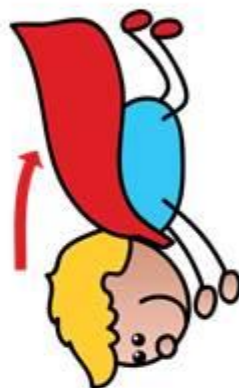

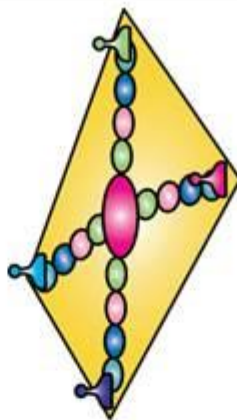



7.



8.





Short a and long a word sort

grapes	tape	flame	crab
wake	bake	hat	rake
gas	same	flag	game
mane	cat	cape	bat

Name: \_\_\_\_\_

Date: \_\_\_\_\_

Directions: 1. Sort your word cards.

2. Write the words in the correct category.

Short A	Long A

Name: ANSWER KEY

Date: \_\_\_\_\_

Directions: 1. Sort your word cards.

2. Write the words in the correct category.

Short A	Long A
crab	grapes
hat	tape
gas	flame
flag	wake
cat	bake
bat	rake
	same
	game
	cape
	mane

Name: \_\_\_\_\_

Date: \_\_\_\_\_

Matching: Match the word in the first column to a rhyming word in the second column by drawing a line.

**game**

**bake**

**ape**

**late**

**take**

**same**

**date**

**brave**

**shave**

**daze**

**maze**

**grape**

Choose one rhyming pair and write each one in a sentence.

\_\_\_\_\_

\_\_\_\_\_

\_\_\_\_\_

\_\_\_\_\_

\_\_\_\_\_

\_\_\_\_\_

\_\_\_\_\_

\_\_\_\_\_

\_\_\_\_\_

\_\_\_\_\_

Name: \_\_\_\_\_

Date: \_\_\_\_\_

Draw it! Directions: 1. Read each sentence.

2. Draw a picture for each sentence.

Take the vase off the  
case.

Pass the cake on a  
plate.

Tape the rip on the  
game.

Dave came and cut the  
grass.

Jane ate red grapes.

The plane went up, up  
up!



# Sentence Strips

The flag did wave at the sale.

Did the man take the red cape?

Save the tape on the case.

The cake had a whale shape.

The red snake was on the grass!

Jake, the tan pup, had a lame leg.

When will Jane trade the game?

The cake did bake in the pan.

Sentence Mix-ups: Cut apart each sentence strip.

On a separate piece of paper rewrite each sentence correctly.

sale did flag the wave the at.

the cape man take did red the?

case on the tape save the.

shape a whale had the cake .

the grass the snake red on the was!

leg Jake the pup lame a had tan.

trade will game Jane the when?

the pan cake in the bake did.

Name: \_\_\_\_\_

Date: \_\_\_\_\_

1

2

3

4

5

6

7

8

## Fill In The Blanks

Directions: 1. Read the words in the word box.

2. Fill in the blanks with the correct word.

vase

plane

wave

cake

take

name

snake

tale

maze

game

1. The flag did \_\_\_\_\_ in the wind.
2. Jake went up in a \_\_\_\_\_.
3. Nate got lost in the big \_\_\_\_\_.
4. Can Nate bake a \_\_\_\_\_?
5. The dog did tip the glass \_\_\_\_\_.
6. The thin \_\_\_\_\_ slid on the grass.
7. The "Lost Whale" is the \_\_\_\_\_ of the \_\_\_\_\_.
8. Help \_\_\_\_\_ the trash off the step.

vce (long a)

has, have

## The Same Game

Jane and Dave have a big game to win. Jane will jump. Dave will run. Jane and Dave shake hands. The flag is up. The game is on.


Jane has a red cape and hat for the game. Jane jumps up, up, UP! Dave has the same red cape and hat. Dave will run fast, fast, FAST!

Did Jane win the game with her jumps?  
Did Dave win the game with the run?

Dave and Jane win the same game!  
Dave and Jane shake hands and wave.

---

Draw a picture of Dave and Jane.



# Ape Escape!



## Help the ape find his lost bananas.

**Materials:** Game board, word cards (shuffled), white board, marker, and eraser (optional), one, 6-sided, number cube

### Directions

1. Decide who will go first.
2. Roll the number cube.
3. Have you partner choose a word card and read the word to you.
4. Spell the word correctly out loud or write it correctly on a white board.
5. If you spell it correctly, you may move ahead the number of spaces you rolled on the number cube.
6. If you were incorrect, please try again.
7. Players switch turns and repeat directions 2-6.
8. Keep playing until you both reach the bananas.
9. If you land on a banana leaf, you get an extra turn!







# Word Cards

wave

daze

grapes

take

tape

cake

tale

male

cape

make

bake

gate

cane

rake

age

page

late

date

plate

state

shape

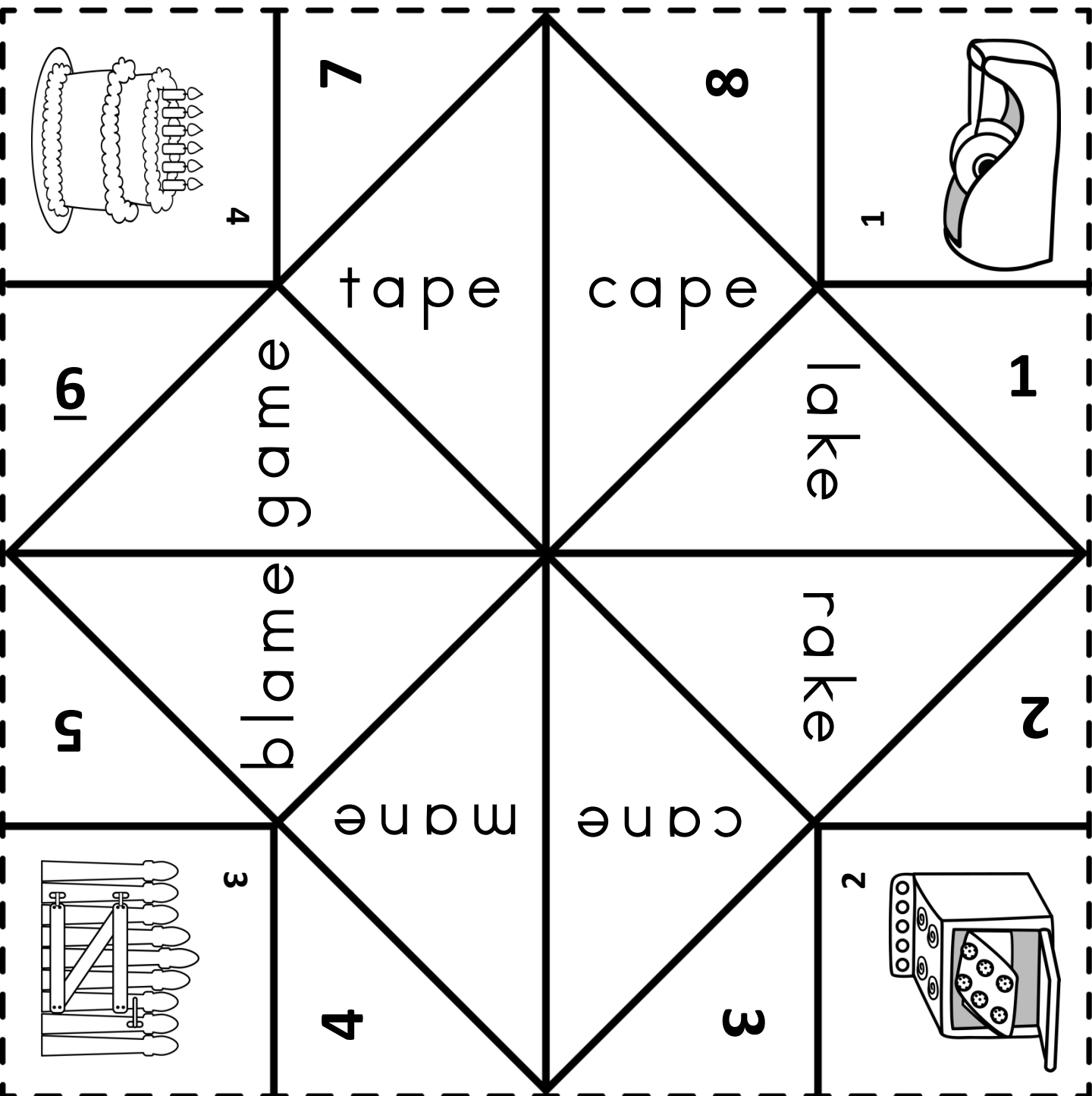
scrape

slate

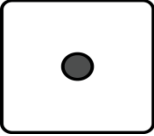
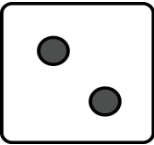




flake

# VCe Cootie Catcher


To play: 1. Choose a number. Open and close the cootie catcher back and forth that number of times. 2. Choose a number. Open and close the cootie catcher back and forth that number of times. 3. Choose a number and open the flap. 4. Read both words. 5. Choose one word to spell. 6. Play again.



# If, then Dice Game

If you roll a...	Then...
	<b>Rhyme Time!</b> Draw a circle around a pair of rhyming words with a connecting line.
	<b>Write it!</b> Choose two words to write on a white board.
	<b>Circle it!</b> Draw a square around a word with a digraph.
	<b>Reading Lines!</b> Read two lines of words.
	<b>Mystery Word!</b> Make up a clue about a word and have someone guess which word you're thinking of.
	<b>Let's Read!</b> Read the sentences.

Credits: My products are made possible by the following fabulous artists!



This product and all of its contents is for educational purposes only, and is not for resale or redistribution in any form. It was purchased and/or downloaded for a single user, therefore may not be distributed without purchasing an additional user license available in my store. Please contact me, the seller for additional license information.

Emily Gibbons, © 2014

<http://www.teacherspayteachers.com/Store/Emily-Gibbons>

Emily Gibbons, 2014

